

CAPITAL INTERNATIONAL FUND

CAPITAL GROUP GLOBAL EQUITY FUND (LUX)
CAPITAL GROUP JAPAN EQUITY FUND (LUX)
CAPITAL GROUP WORLD DIVIDEND GROWERS (LUX)
CAPITAL GROUP EUROPEAN GROWTH AND INCOME FUND (LUX)
CAPITAL GROUP GLOBAL ALLOCATION FUND (LUX)
CAPITAL GROUP GLOBAL HIGH INCOME OPPORTUNITIES (LUX)
CAPITAL GROUP GLOBAL BOND FUND (LUX)
CAPITAL GROUP EURO BOND FUND (LUX)
CAPITAL GROUP NEW PERSPECTIVE FUND (LUX)
CAPITAL GROUP INVESTMENT COMPANY OF AMERICA (LUX)
CAPITAL GROUP NEW WORLD FUND (LUX)
CAPITAL GROUP GLOBAL INTERMEDIATE BOND FUND (LUX)
CAPITAL GROUP US CORPORATE BOND FUND (LUX)
CAPITAL GROUP AMCAP FUND (LUX)
CAPITAL GROUP US HIGH YIELD FUND (LUX)
CAPITAL GROUP GLOBAL CORPORATE BOND FUND (LUX)
CAPITAL GROUP CAPITAL INCOME BUILDER (LUX)
CAPITAL GROUP EMERGING MARKETS DEBT FUND (LUX)
CAPITAL GROUP EMERGING MARKETS LOCAL CURRENCY DEBT FUND (LUX)
CAPITAL GROUP EMERGING MARKETS TOTAL OPPORTUNITIES (LUX)
CAPITAL GROUP EMERGING MARKETS GROWTH FUND (LUX)
CAPITAL GROUP WORLD GROWTH AND INCOME (LUX)
CAPITAL GROUP NEW ECONOMY FUND (LUX)
CAPITAL GROUP ASIAN HORIZON FUND (LUX)
CAPITAL GROUP EUROPEAN OPPORTUNITIES (LUX)
CAPITAL GROUP WASHINGTON MUTUAL INVESTORS FUND (LUX)
CAPITAL GROUP GLOBAL TOTAL RETURN BOND FUND (LUX)
CAPITAL GROUP AMERICAN BALANCED FUND (LUX)
CAPITAL GROUP MULTI-SECTOR INCOME FUND (LUX)
CAPITAL GROUP SUSTAINABLE GLOBAL OPPORTUNITIES FUND (LUX)*
CAPITAL GROUP SUSTAINABLE GLOBAL CORPORATE BOND FUND (LUX)†
CAPITAL GROUP SUSTAINABLE GLOBAL BALANCED FUND (LUX)‡

ESTABLISHED IN LUXEMBOURG

SINGAPORE PROSPECTUS

This Singapore Prospectus incorporates and is not valid without the attached Luxembourg prospectus dated 31 October 2024 for Capital International Fund (the “**Luxembourg Prospectus**”). Capital International Fund is an open-ended investment company constituted outside Singapore, organised as

* With effect from 14 December 2024, this will be renamed as **CAPITAL GROUP FUTURE GENERATIONS GLOBAL OPPORTUNITIES FUND (LUX)**

† With effect from 14 December 2024, this will be renamed as **CAPITAL GROUP FUTURE GENERATIONS GLOBAL CORPORATE BOND FUND (LUX)**

‡ With effect from 14 December 2024, this will be renamed as **CAPITAL GROUP FUTURE GENERATIONS GLOBAL BALANCED FUND (LUX)**

a *société anonyme* under the laws of Luxembourg and which qualifies as a *société d'investissement à capital variable*. Capital International Fund has appointed Capital Group Investment Management Pte. Ltd. as its Singapore Representative and agent for service of process in Singapore. Details of the Singapore Representative can be found in paragraph 2 of this Singapore Prospectus.

CAPITAL INTERNATIONAL FUND

DIRECTORY

BOARD OF DIRECTORS

Luis Freitas de Oliveira (Chair)
François Beaudry (Vice-Chair)
Maurizio Lualdi (Director)
Maria Thelma Manotok Pathria (Director)
Marie Elaine Teo (Independent Director)
Lou Camille Kiesch (Independent Director)

REGISTERED OFFICE

6C, route de Trèves, L-2633 Senningerberg, Grand-Duchy of Luxembourg

MANAGEMENT COMPANY

Capital International Management Company Sàrl
37A, avenue John F. Kennedy, L-1855 Luxembourg

INVESTMENT ADVISERS

Capital Research & Management Company
333, South Hope Street, Los Angeles, CA 90071, USA

Capital International, Inc.
333 South Hope Street, 55th, 55th Floor
Los Angeles, CA 90071, USA

INVESTMENT ADVISER AND SUB-ADVISER

Capital International Sàrl
3, place des Bergues, 1201 Geneva, Switzerland

DEPOSITARY, CUSTODIAN, PAYING AGENT AND ADMINISTRATIVE MANAGER

J.P. Morgan SE, Luxembourg Branch
European Bank & Business Centre
6 route de Trèves
L-2633 Senningerberg
Luxembourg

SINGAPORE REPRESENTATIVE

Capital Group Investment Management Pte. Ltd.
One Raffles Quay, 43rd floor North Tower, Singapore 048583

AGENT FOR SERVICE OF PROCESS IN SINGAPORE

Capital Group Investment Management Pte. Ltd
One Raffles Quay, 43rd floor North Tower, Singapore 048583

AUDITORS

PricewaterhouseCoopers Société Coopérative
2, rue Gerhard Mercator B.P. 1443 L-1014 Luxembourg

LEGAL ADVISERS AS TO SINGAPORE LAW

Shook Lin & Bok LLP
1 Robinson Road, #18-00 AIA Tower, Singapore 048542

IMPORTANT INFORMATION

The collective investment schemes offered in this Singapore Prospectus are each a recognised scheme under the Securities and Futures Act 2001 of Singapore (the “SFA”).

A copy of the Singapore Prospectus has been lodged with and registered by the Monetary Authority of Singapore (the “MAS”). The MAS assumes no responsibility for the contents of this Singapore Prospectus and the registration of the Singapore Prospectus by the MAS does not imply that the SFA or any other legal or regulatory requirements have been complied with. The MAS has not, in any way, considered the investment merits of the relevant Fund.

This Singapore Prospectus is the fourth replacement prospectus lodged with the MAS on 23 January 2025 which replaces the Singapore Prospectus that was registered by the MAS on 27 February 2024 as amended by the first replacement prospectus dated 12 March 2024, second replacement prospectus dated 3 July 2024 and third replacement prospectus dated 1 November 2024. This Singapore Prospectus shall be valid for a period of 12 months from the date of registration i.e. up to and including 26 February 2025 and shall expire on 27 February 2025.

No other action has been taken to permit the distribution of this Singapore Prospectus in any other jurisdiction, whether by registering the Singapore Prospectus or the shares (the “Shares”) in the sub-funds (the “Funds”) of Capital International Fund (the “Company”). The distribution of this Singapore Prospectus and the offering or sale of the Shares in the Funds in some jurisdictions may be restricted or prohibited. Persons who have possession of this Singapore Prospectus must inform themselves about and observe such restrictions or prohibitions.

The Company is approved by the Luxembourg Commission de Surveillance du Secteur Financier (the “CSSF”) and was incorporated in Luxembourg as a Société Anonyme d’Investissement on 30 December 1969 and became a *société d’investissement à capital variable* (the “SICAV”) on 28 March 1989 for an indefinite period under Part I of the Luxembourg law of 17 December 2010 on collective investment undertakings, as may be amended (the “Law”). The Company is authorised by the CSSF as an Undertaking for Collective Investment in Transferable Securities (“UCITS”) according to the Directive 2009/65/EC of the European Parliament and of the Council of 13 July 2009 on the coordination of laws, regulations and administrative provisions relating to undertakings for collective investments in transferable securities, as may be amended. The Funds have also been approved by the CSSF.

Each Fund is a separate portfolio of securities managed in accordance with specific investment objectives. Separate classes of Shares may be issued in relation to a Fund.

The board of directors of the Company (the “Board of Directors”) accepts full responsibility for the accuracy of the information set out in this Singapore Prospectus and confirm, having made all reasonable enquiries, that to the best of their knowledge and belief, the statements contained in this Singapore Prospectus are in every material respect true and accurate and not misleading and there are no other facts the omission of which would make any statement in this Singapore Prospectus misleading.

This Singapore Prospectus does not constitute an offer or solicitation for the purchase of Shares in any of the Funds to anyone in any jurisdiction in which such offer or solicitation is not authorised or to any person to whom it is unlawful to make such offer or solicitation and may be used only in connection with this offering of Shares by the Company or their appointed agents or distributors. No representation is made as to the tax status of the Company and the Funds.

This Singapore Prospectus incorporates and is not valid without the Luxembourg Prospectus. Unless the context otherwise requires, terms defined in the Luxembourg Prospectus shall have the same meaning when used in this Singapore Prospectus except where specifically provided for by this Singapore Prospectus. Certain defined terms can be found in the section headed “Definitions and References” of the Luxembourg Prospectus.

Investors should seek independent professional advice to ascertain (i) the possible tax consequences, (ii) the legal requirements and (iii) any foreign exchange restrictions or exchange control requirements which they may encounter under the laws of the countries of their citizenship, residence or domicile, which may be relevant to the subscription, holding or disposal of Shares.

Investors should note that: (a) the Funds may invest in derivative instruments under the conditions laid down by law, regulations and administrative practice and unless otherwise indicated in the relevant Appendix to this Singapore Prospectus, derivatives will only be used for the purposes of hedging and/or efficient portfolio management; and (b) the Board of Directors does not expect the Funds to have significant higher volatility as a result of such use of derivative instruments.

Singapore investors should note that by subscribing, each Singapore investor authorises the relevant Fund and its transfer agent to release to the Singapore Representative the personal information required to enable the Singapore Representative to maintain a subsidiary register of Singapore Shareholders or any other appropriate facility in order to enable the inspection or extraction of information by Singapore Shareholders, as required by Singapore law.

For the purposes of the Personal Data Protection Act 2012 of Singapore (the “**PDPA**”), the investor consents and acknowledges that personal data provided by the investor to the Company and/or the Management Company (whether directly or through their appointed agent or distributor), or otherwise collected by or on behalf of a Recipient (as defined below) in connection with the subscription for Shares, including any personal data relating to third party individuals (e.g., beneficial owners, directors or authorised signatories of investors who are not individuals) (the “**Data**”) may be held by the Company, the Management Company and/or their related companies (each a “**Recipient**”) and/or third party engaged by a Recipient to provide administrative, computer or other services. Each of the foregoing persons may collect, use, disclose, process and maintain such Data for purposes in connection with the administration, operation, processing or management of the Shares or a Fund. Where an investor provides to a Recipient personal data relating to third party individuals, that investor warrants that the prior consent of such third party individual, which will allow a Recipient to collect, use and disclose that personal data has been obtained, and consents and acknowledges to all such collection, use and disclosure on behalf of that third party individual. Subject to applicable laws and regulations, such Data may be transferred to Luxembourg. All such Data may be retained after Shares held by the relevant Shareholder have been redeemed. The Data collected may be maintained for such period of time which may be required under applicable laws and as otherwise needed to fulfil the purposes set out above. All individual investors have a right of access and of rectification of the Data in cases where such Data is incorrect or incomplete.

Further information on the treatment of investors' personal data can be found under the section headed “Personal Data”, of the Luxembourg Prospectus.

Investors are advised to carefully consider the risk factors set out under the section headed “Risk Warnings” in the Luxembourg Prospectus and the section headed “Specific Risks” in each relevant Annex 2 to the Luxembourg Prospectus, and to refer to paragraph 10 of this Singapore Prospectus. Investors should note that because their investments can be volatile and that the value of Shares may decline as well as appreciate, there can be no assurance that the Funds will be able to attain their objectives. The prices of Shares as well as income from them may go up as well as down to reflect changes in the net asset value of the Funds. An investment should only be made by those persons who can sustain losses in their investments. Investors should also satisfy themselves of the suitability to them of an investment in the Funds based on their personal circumstances.

If you are in any doubt about the contents of this Singapore Prospectus, you should consult your stockbroker, bank manager, solicitor, accountant or other independent financial adviser. The Shares are offered on the basis of the information contained in this Singapore Prospectus and the documents referred to in this Singapore Prospectus. No person is authorised to give any information or to make any representations concerning the Company or the Funds other than as contained in this Singapore Prospectus. Any purchase made by any person on the basis of statements or representations not contained in or inconsistent with the information and representations contained in this Singapore Prospectus will be solely at the risk of the purchaser.

The delivery of this Singapore Prospectus or the issue of Shares shall not, under any circumstances, create any implication that the affairs of the Company and/or the Funds have not changed since the date of registration of the Singapore Prospectus. To reflect material changes, this Singapore Prospectus may be updated from time to time and investors should investigate whether any more recent Singapore Prospectus is available.

The Shares are capital markets products other than prescribed capital markets products (as defined in the Securities and Futures (Capital Markets Products) Regulations 2018) and Specified Investment Products (as defined in MAS Notice SFA 04-N12: Notice on the Sale of Investment Products and MAS Notice FAA-N16: Notice on Recommendations on Investment Products).

For enquiries in relation to the Company or any Fund, investors may contact the Singapore Representative at One Raffles Quay, 43rd floor North Tower, Singapore 048583, Tel: +65-6535-3777, or any appointed Singapore distributors.

IMPORTANT: PLEASE READ AND RETAIN THIS SINGAPORE PROSPECTUS FOR FUTURE REFERENCE.

CAPITAL INTERNATIONAL FUND

Table of Contents

Contents	Page
DIRECTORY	I
IMPORTANT INFORMATION	III
1. BASIC INFORMATION	8
2. SINGAPORE REPRESENTATIVE	14
3. INVESTMENT ADVISERS	15
4. DEPOSITARY, CUSTODIAN, PAYING AGENT AND ADMINISTRATIVE MANAGER	15
5. THE REGISTRAR AND REGISTER OF SHAREHOLDERS	17
6. AUDITOR	17
7. INVESTMENT OBJECTIVE, POLICY AND STRATEGY	17
8. INCLUSION UNDER THE CPFIS	18
9. FEES, CHARGES AND EXPENSES	18
10. RISK FACTORS	19
11. SUBSCRIPTION AND ISSUE OF SHARES	36
12. REDEMPTIONS	45
13. SWITCHING	51
14. OBTAINING PRICE INFORMATION	52
15. SUSPENSION OF DETERMINATION OF NET ASSET VALUE AND OF ISSUE, SWITCH AND REDEMPTION OF SHARES	52
16. PERFORMANCE OF THE FUNDS	52
17. EXPENSE RATIOS AND TURNOVER RATIOS OF THE FUNDS	52
18. SOFT DOLLAR COMMISSIONS OR ARRANGEMENTS	66
19. CONFLICTS OF INTEREST	66
20. REPORTS	66
21. CERTAIN TAXATION CONSIDERATIONS	66
22. USE OF DERIVATIVE INSTRUMENTS AND SECURITIES LENDING	67
23. DISSOLUTION OF THE COMPANY	67
24. VALUATION	68
25. QUERIES AND COMPLAINTS	68
26. OTHER MATERIAL INFORMATION	68
APPENDIX 1	71
APPENDIX 2	75
APPENDIX 3	79
APPENDIX 4	83
APPENDIX 5	87
APPENDIX 6	92
APPENDIX 7	99

APPENDIX 8	103
APPENDIX 9	108
APPENDIX 10	114
APPENDIX 11	119
APPENDIX 12	123
APPENDIX 13	127
APPENDIX 14	132
APPENDIX 15	136
APPENDIX 16	140
APPENDIX 17	146
APPENDIX 18	152
APPENDIX 19	157
APPENDIX 20	162
APPENDIX 21	168
APPENDIX 22	172
APPENDIX 23	176
APPENDIX 24	181
APPENDIX 25	185
APPENDIX 26	189
APPENDIX 27	192
APPENDIX 28	197
APPENDIX 29	201
APPENDIX 30	207
APPENDIX 31	211
APPENDIX 32	215

Capital International Fund

The collective investment schemes offered in this Singapore Prospectus, i.e., (1) Capital Group Global Equity Fund (LUX) (“**CGGELU**”), (2) Capital Group Japan Equity Fund (LUX) (“**CGJPELU**”), (3) Capital Group World Dividend Growers (LUX) (“**CGWDGLU**”), (4) Capital Group European Growth and Income Fund (LUX) (“**CGEGILU**”), (5) Capital Group Global Allocation Fund (LUX) (“**CGGALU**”), (6) Capital Group Global High Income Opportunities (LUX) (“**CGGHIOLU**”), (7) Capital Group Global Bond Fund (LUX) (“**CGGBLU**”), (8) Capital Group Euro Bond Fund (LUX) (“**CGBELU**”), (9) Capital Group New Perspective Fund (LUX) (“**CGNPLU**”), (10) Capital Group Investment Company of America (LUX) (“**CGICALU**”), (11) Capital Group New World Fund (LUX) (“**CGNWL**”), (12) Capital Group Global Intermediate Bond Fund (LUX) (“**CGGIBLU**”), (13) Capital Group US Corporate Bond Fund (“**CGUSCBLU**”), (14) Capital Group AMCAP Fund (“**CGAMCAPLU**”), (15) Capital Group US High Yield Fund (LUX) (“**CGUSHYLU**”), (16) Capital Group Global Corporate Bond Fund (LUX) (“**CGGCBLU**”), (17) Capital Group Capital Income Builder (LUX) (“**CGCIBLU**”), (18) Capital Group Emerging Markets Debt Fund (LUX) (“**CGEMDLU**”), (19) Capital Group Emerging Markets Local Currency Debt Fund (LUX) (“**CGEMLCDLU**”), (20) Capital Group Emerging Markets Total Opportunities (LUX) (“**CGETOPLU**”), (21) Capital Group Emerging Markets Growth Fund (LUX) (“**CGEMGLU**”), (22) Capital Group World Growth and Income (LUX) (“**CGWGILU**”), (23) Capital Group New Economy Fund (“**CGNELU**”), (24) Capital Group Asian Horizon Fund (LUX) (“**CGAHLU**”), (25) Capital Group European Opportunities (LUX) (“**CGEOLU**”), (26) Capital Group Washington Mutual Investors Fund (LUX) (“**CGWMILU**”), (27) Capital Group Global Total Return Bond Fund (LUX) (“**CGGTRLU**”), (28) Capital Group American Balanced Fund (LUX) (“**CGAMBALLU**”), (29) Capital Group Multi-Sector Income Fund (LUX) (“**CGMSILU**”), (30) Capital Group Sustainable Global Opportunities Fund (LUX) (“**CGSGOLU**”), (31) Capital Group Sustainable Global Corporate Bond Fund (LUX) (“**CGSGCBLU**”) and (32) Capital Group Sustainable Global Balanced Fund (LUX) (“**CGSGBLU**”) (each a “**Fund**” and collectively, the “**Funds**”) are established as sub-funds of the Company.

CGSGOLU, CGSGCBLU and CGSGBLU are each an ESG Fund under Circular No. CFC 02/2022 on the Disclosure and Reporting Guidelines for ESG Funds issued by the MAS (“ESG Circular”). These Funds are subject to the disclosure requirements under Article 8 of the Regulation (EU) 2019/2088 on the sustainability-related disclosures in financial services sector, as amended (“SFDR”). You may refer to the section ‘Sustainability-related Disclosures’ set out in paragraph 26 of this Singapore Prospectus for Capital Group’s approach to sustainable investing and sustainability risk integration and the relevant Fund Information Sheet in Annex 2 of the Luxembourg Prospectus for details on each ESG Fund’s environmental or social characteristics. With effect from 14 December 2024, CGSGOLU will be renamed as Capital Group Future Generations Global Opportunities Fund (LUX), CGSGCBLU will be renamed as Capital Group Future Generations Global Corporate Bond Fund (LUX) and CGSGBLU will be renamed as Capital Group Future Generations Global Balanced Fund (LUX).

1. BASIC INFORMATION

1.1 The Company

The Company is an open-ended investment company organised as a SICAV, whose registered office is at 6C, route de Trèves, L-2633 Senningerberg, Grand-Duchy of Luxembourg.

The Company was incorporated on 30 December 1969 and became a SICAV on 28 March 1989 for an indefinite period under Part I of the Law. The Company is a UCITS regulated by the CSSF.

The Company’s Articles of Incorporation, as amended, were published in the Mémorial Recueil des Sociétés et Associations of the Grand Duchy of Luxembourg. A copy is available for inspection upon request from the Singapore Representative during normal business hours and at <https://www.capitalgroup.com/asia>.

The Company is an umbrella type open-ended investment company which offers a group of separated and distinct portfolios of securities or obligations, each of which being a Fund investing in different securities or portfolios of securities in accordance with the investment objective applicable to the relevant Fund. The range of Funds will allow investors to select and allocate their assets in different investment opportunities under the Company.

1.2 Management and Administration of the Company

1.2.1 The Board of Directors of the Company

The Company's Board of Directors is ultimately responsible for the oversight of the management and administration of the Company including the determination of its general investment policies.

Luis Freitas de Oliveira – Chair

Luis Freitas de Oliveira is a director of the Company and is responsible for the oversight of the management and administration of the Company including the determination of its general investment policies.

Luis Freitas de Oliveira is a portfolio manager at Capital Group.

François Beaudry – Vice Chair

Mr. Beaudry is a director of the Company and is responsible for the oversight of the management and administration of the Company including the determination of its general investment policies.

François Beaudry is an equity investment analyst at Capital Group.

Maurizio Lualdi – Director

Mr. Lualdi is a director of the Company and is responsible for the oversight of the management and administration of the Company including the determination of its general investment policies.

Maurizio Lualdi is a research director and equity investment analyst at Capital Group.

Maria Thelma Manotok Pathria – Director and Senior Counsel

Ms. Manatok is a director of the Company and is responsible for the oversight of the management and administration of the Company including the determination of its general investment policies.

Ms. Manatok is a senior counsel at Capital Group and she has 23 years of industry experience, all with Capital Group.

Marie Elaine Teo – Independent Director

Ms. Teo is an independent non-executive Director and is responsible for the oversight of the management and administration of the Company including the determination of its general investment policies.

Ms. Teo has 35 years of investment industry experience and has served on several boards as a non-executive and independent director as well as senior advisor throughout her professional career and up until now.

Lou Camille Kiesch – Independent Director

Mr. Kiesch is an independent non-executive Director and is responsible for the oversight of the management and administration of the Company including the determination of its general investment policies.

Mr. Kiesch has 30 years of financial industry experience, and he is the co-founder of the Luxembourg Compliance Officer's Association (ALCO).

1.2.2 The Management Company

The Company's Board of Directors has appointed Capital International Management Company Sàrl (the "**Management Company**") pursuant to a Management Company Agreement dated 1 February 2013 to carry out the functions of management of the Company. The Management Company shall be responsible for the investment

management, the administration and the implementation of the Company's distribution and marketing functions as prescribed in Annex II of the Law. The Management Company is regulated by the CSSF.

The Management Company has been permitted by the Company to delegate, under the Management Company's supervision and control, certain administrative, distribution and management/services functions to Affiliates (as defined in the Luxembourg Prospectus to be "any entity which is (i) directly or indirectly owned, (ii) managed or (iii) controlled by The Capital Group Companies, Inc. (the "**Capital Group**") or service providers. The delegations shall not prevent the effectiveness of supervision by the Management Company.

The Management Company was incorporated under the Laws of Luxembourg on 28 September 1992. Its registered office is at 37A, avenue John F. Kennedy, L-1855 Luxembourg.

The Management Company has been managing collective investment schemes and discretionary funds for over 30 years.

Past performance of the Management Company is not necessarily indicative of the future performance of the Company.

Full details of the Company are set out under the section headed "Capital International Fund – General and Corporate Information" in the Luxembourg Prospectus.

1.3 Directors and Key Executives of the Management Company

Hamish Forsyth – Chair

Mr. Forsyth is president - Europe at Capital Group Companies Global, part of Capital Group. He has 30 years of investment industry experience, all with Capital Group. Earlier in his career, Mr. Forsyth was part of the team that launched Capital Group's mutual fund distribution activities outside the U.S..

Mr. Forsyth holds a master's degree with first-class honours in philosophy, politics and economics from Trinity College, University of Oxford.

Jean-Marc Goy – Director

Jean-Marc Goy is a Senior Counsel Legal & Compliance Europe and Asia and a Conducting Officer at Capital International Management Company, the management company for the UCITS of Capital Group. He has 27 years of financial sector experience and has been with Capital Group for over three years. Prior to joining Capital, Jean-Marc has gained experience working at a Luxembourg law firm and, for some 23 years, for the Luxembourg Supervisory Authority of the Financial Sector, where he was the Head of the International Affairs Department. He holds a Master of Laws degree and a postgraduate degree in intellectual property law from the University of Montpellier (France). Jean-Marc is based in Luxembourg.

Gavin Lilburn – Vice Chair

Gavin Lilburn is an investment operations director at Capital Group for Europe and Asia, with regional investment operations responsibilities including leadership of fund operations for Capitals' Luxembourg & Australian domiciled range of funds. He has 28 years of industry experience and has been with Capital Group for 17 years. Earlier in his career at Capital, Gavin was in global institutional operations before leading the European global finance function. Prior to joining Capital, Gavin worked at Citibank, Deutsche Bank, UBS GAM and Roland Berger & Partners in operations, control functions, project management and consulting roles. He holds an MBA from the Cranfield School of Management and a bachelor's degree in law and German from Keele University. Gavin is based in Geneva.

Fabrice Remy – Vice Chair

Mr. Remy is a senior counsel at Capital Group. He has 27 years of investment industry experience and has been with Capital Group for 19 years. Throughout his career at Capital Group, Mr. Remy's

focus has been on legal, tax and compliance matters related to mutual funds and security law issues. Prior to joining Capital Group, he worked as a lawyer for the law firms SG Archibald (Andersen Legal) and SJ Berwin in Paris.

Mr. Remy has a postgraduate degree in international business and tax law from the Paris Universities, as well as a postgraduate degree in finance and business administration from the Institut Supérieur du Commerce of Paris. He is a qualified lawyer in France and a member of the International Law Association.

Michael Sabbatini – Director

Mr. Sabbatini is a strategy and capital markets analyst at Capital Group, with global quantitative and asset allocation research responsibilities. He has 25 years of investment experience, all with Capital Group. Earlier in his career at Capital Group, he was a quantitative analyst and a benchmark research analyst.

Mr. Sabbatini holds master's degrees in economics from Yale University and Lausanne University and holds a bachelor's degree in economics from Lausanne University.

Ai Chun Chua – Director

Ai Chun Chua is head of legal and compliance for Asia Pacific and a senior counsel at Capital Group. She has 19 years of industry experience and has been with Capital Group for two years. Prior to joining Capital, Ai Chun worked as inhouse counsel for global firms in the banking, wealth management and asset management industries, with significant exposure to the APAC region. Ai Chun started her legal career in private practice doing commercial litigation and corporate finance.

She holds a bachelor's of laws degree from National University of Singapore. Ai Chun is based in Singapore.

Alexandra Haggard – Director

Alexandra Haggard is head of asset class services for Europe and Asia at Capital Group. She has 23 years of industry experience and has been with Capital Group for two years. Prior to joining Capital, Alexandra was global head of equity product management and head of strategic pricing EMEA, and previously served as head of consultant relations EMEA at BlackRock. Before that, she was CEO of Stamford Associates.

She holds a bachelor's degree in political science from Stanford University, graduating with honors. She also holds the Chartered Financial Analyst® designation and is a member of the CFA Institute. Alexandra is based in London.

Marta Zarraga – Director

Marta Zarraga is chief information officer at Capital Group where she oversees technology and cyber security, globally. She has 27 years of industry experience and has been with Capital Group for two years. Prior to joining Capital, Marta was the global chief information officer at Aviva. Before that, she was chief information officer at Vodafone and British Telecom.

She holds a master's degree in computer engineering from Universidad de Deusto in Spain. Marta is based in London.

1.4 The Funds

The Board of Directors may establish one or more sub-funds under the Company from time to time. The Funds currently offered to investors in Singapore in this Singapore Prospectus are CGGELU, CGJPELU, CGWDGLU, CGEGILU, CGGALU, CGGHIOLU, CGGBLU, CGEBLU, CGNPLU, CGICALU, CGNWLWU, CGGIBLU, CGUSCBLU, CGAMCAPLU, CGUSHYLU, CGGCBLU, CGCIBLU, CGEMDLU, CGEMLCDLU, CGETOPLU, CGEMGLU, CGWGILU, CGNELU, CGAHLU, CGEOLU, CGWMILU, CGGTRLU, CGAMBALLU, CGMSILU, CGSGOLU, CGSGCBLU and CGSGBLU.

The Classes

Shares of each Fund may be divided into Class A4 Shares, Class A7 Shares, Class A9 Shares, Class A11 Shares, Class A13 Shares, Class A15 Shares, Class B Shares, Class BL Shares, Class C Shares, Class L Shares, Class P Shares, Class S Shares⁴, Class Z Shares and Class ZL Shares (each a “**Class**” and collectively the “**Classes**”). In addition, some Classes of some Funds may be further divided into Equivalent Classes⁵, namely Dividend-distributing Equivalent Classes, Hedged Equivalent Classes and Dividend-distributing Hedged Equivalent Classes.

Equivalent Classes have the following additional features:

- A “**Dividend-distributing Equivalent Class**” is a Class, the characteristics and features of which are equivalent to those of another Class, except as specifically described under the section headed “The Classes” of the Luxembourg Prospectus in respect of dividend distribution. Please refer to the section headed “Dividend Policy” of the Luxembourg Prospectus for details. Such Class is marked by a “d”, “ad”, “fd”, “fyd” or “gd”, depending on the applicable dividend methodology. Classes may be marked with an additional “m” depending on the applicable dividend methodology. Please refer to the section headed “The Classes” of the Luxembourg Prospectus for more details.
- A “**Hedged Equivalent Class**” is a Class, the characteristics and features of which are equivalent to those of another Class, except as specifically described under the section headed “The Classes” of the Luxembourg Prospectus in respect of currency hedging. This Class seeks to limit exposure of its Shareholders to currencies other than the currency referred to in the relevant Class’s designation. Such Class is marked by a “h” and a reference to the currency being hedged into. Please refer to the section headed “The Classes” of the Luxembourg Prospectus for more details as well as the relevant annex of the relevant Fund in the Luxembourg Prospectus for more information on the hedging policy for that Fund’s Hedged Equivalent Classes.
- A “**Dividend-distributing Hedged Equivalent Class**” is a Class, the characteristics and features of which are equivalent to those of another Class, except as specifically described under the section headed “The Classes” of the Luxembourg Prospectus in respect of dividend distribution and currency hedging. Please refer to the section headed “Dividend Policy” of the Luxembourg Prospectus for details. Such Class is marked by a “dh”, “adh”, “fdh”, “fydh” or “gdh” and a reference to the currency being hedged into. Classes may be marked with an additional “m” depending on the applicable dividend methodology. Please refer to the section headed “The Classes” of the Luxembourg Prospectus for more details.

The Board of Directors may also create new share classes in a Fund from time to time.

As at the date of the fourth replacement Singapore Prospectus, Share Classes under the Funds that have been established are:

- 1) CGGELU: Classes A4, A7, B, C, P, Z, ZL and Equivalent.
- 2) CGJPELU: Classes A4, A7, A9, A11, B, C, P, Z, ZL and Equivalent.
- 3) CGWDGLU: Classes A4, A7, A9, A11, B, C, P, Z, ZL and Equivalent.
- 4) CGEGILU: Classes A4, A7, A9, A11, B, C, P, Z, ZL and Equivalent.
- 5) CGGALU: Classes A4, A7, A9, A11, B, C, P, Z, ZL and Equivalent.
- 6) CGGHIOLU: Classes A4, A7, A9, A11, B, C, P, Z, ZL and Equivalent.
- 7) CGGBLU: Classes A4, A7, A9, A11, B, C, P, Z, ZL and Equivalent.

⁴ Class S Shares will only be available to investors subscribing into the Sub-Fund exclusively through the selected distributor(s) under an agreed distribution arrangement. Please contact the Singapore Representative for additional information.

⁵ An “Equivalent Class” is a Class, the characteristics and features of which are equivalent to those of another Class, except as specifically described otherwise under the section headed “The Classes” of the Luxembourg Prospectus in connection with the relevant Equivalent Class.

- 8) CGEBLU: Classes A4, A7, A9, A11, A13, A15, B, C, P, Z, ZL and Equivalent.
- 9) CGNPLU: Classes A4, A7, A9, A11, B, C, L, P, Z, ZL and Equivalent.
- 10) CGICALU: Classes A4, A7, A9, A11, B, C, P, Z, ZL and Equivalent.
- 11) CGNWLK: Classes A4, A7, A9, B, C, P, Z, ZL and Equivalent.
- 12) CGGIBLU: Classes A4, A7, A9, A11, B, C, P, Z, ZL and Equivalent.
- 13) CGUSCBLU: Classes A4, A7, A9, A11, B, C, P, S, Z, ZL and Equivalent.
- 14) CGAMCAPLU: Classes A4, A7, A9, B, C, P, Z, ZL and Equivalent.
- 15) CGUSHYLU: Classes A4, A7, A9, B, C, P, Z, ZL and Equivalent.
- 16) CGGCBLU: Classes A4, A7, A9, A11, B, BL, C, P, S, Z, ZL and Equivalent.
- 17) CGCIBLU: Classes A4, A7, A9, A11, B, C, P, Z, ZL and Equivalent.
- 18) CGEMDLU: Classes A4, A7, A9, A11, A13, A15, B, C, P, Z, ZL and Equivalent.
- 19) CGEMLCDLU: Classes A4, A7, A9, A11, A13, A15, B, C, P, Z, ZL and Equivalent.
- 20) CGETOPLU: Classes A7, A9, A13, B, C, P, Z, ZL and Equivalent.
- 21) CGEMGLU: Classes A7, A9, A11, B, C, P, Z, ZL and Equivalent.
- 22) CGWGILU: Classes A4, A7, A9, A11, B, C, P, Z, ZL and Equivalent.
- 23) CGNELU: Classes A4, A7, A9, B, BL, C, P, Z, ZL and Equivalent.
- 24) CGAHLU: Classes A4, A7, A9, B, C, P, Z, ZL and Equivalent.
- 25) CGEOLU: Classes A4, A7, A9, A11, B, C, P, Z, ZL and Equivalent.
- 26) CGWMILU: Classes A4, A7, A9, A11, B, C, P, Z, ZL and Equivalent.
- 27) CGGTRLU: Classes A4, A7, A9, A11, B, C, P, Z, ZL and Equivalent.
- 28) CGAMBALLU: Classes A4, A7, A9, A11, B, C, P, Z, ZL and Equivalent.
- 29) CGMSILU: Classes B, P, S, Z, ZL and Equivalent.
- 30) CGSGOLU: Classes B, C, P, S, Z, ZL and Equivalent.
- 31) CGSGCBLU: Classes B, BL, C, P, Z, ZL and Equivalent.
- 32) CGSGBLU: Classes B, C, P, Z, ZL and Equivalent.

The list of Classes and Equivalent Classes in each Fund that are available for subscription as at the date of registration of the Singapore Prospectus is set out in the relevant Appendix. However, other Classes may be made available for subscription from time to time. Investors may therefore wish to contact the Company through its Singapore Representative or any appointed Singapore distributors to check if there is an updated list of available Classes in the relevant Fund.

Each Class and Equivalent Class may be available in the following currencies: CHF, EUR, GBP, JPY, SGD and USD or any other freely convertible currency. Each Class and Equivalent Class may also be available in RMB.

The list of available Payment Currencies (defined below) in each active Class and Equivalent Class available for subscription can be found online on the Management Company's webpage at <https://www.capitalgroup.com/asia>.

CHF, EUR, GBP, JPY, SGD and USD are currencies of Switzerland, the European Monetary Union, Great Britain, Japan, Singapore and the United States of America respectively. Save for CGEGILU, CGEBLU and CGEOLU whose base currency is EUR and CGJPELU whose base currency is JPY, the base currency of each Fund is USD.

Shares of different Classes may differ in terms of, inter alia, minimum initial subscription amounts, minimum holding amounts, dividend policy, management fees, administration fees, depositary and custody fees and total expense ratios.

Please refer to paragraphs 11.2 and 12.2 below for information on the eligibility of investors, the minimum initial and subsequent investment amounts and the minimum holding and redemption amounts in respect of each Class.

- 1.5 Full details of the Funds and each Class are set out in the section headed "The Funds and Their Structure" of the Luxembourg Prospectus as well as the relevant Annex 2 to the Luxembourg Prospectus. Copies of the most recent annual and semi-annual reports (when available) of the Company are accessible at <https://www.capitalgroup.com/asia>.

2. SINGAPORE REPRESENTATIVE

- 2.1 The Company has appointed Capital Group Investment Management Pte. Ltd. whose registered office is at One Raffles Quay, 43rd floor North Tower, Singapore 048583, to act as the representative for the Funds in Singapore (the "**Singapore Representative**") to provide and maintain certain administrative and other facilities in respect of the Company.
- 2.2 The Singapore Representative shall carry out, or procure the carrying out of the following key functions in respect of each Fund in Singapore:
- 2.2.1 facilitating the issue and redemption of Shares;
 - 2.2.2 facilitating the publishing of the subscription price and redemption price per Share;
 - 2.2.3 facilitating the sending of reports relating to the Funds to Singapore Shareholders;
 - 2.2.4 facilitating the furnishing of such books relating to the sale and redemption of Shares as the MAS may require;
 - 2.2.5 facilitating the inspection of instruments constituting the Funds;
 - 2.2.6 maintaining for inspection in Singapore a subsidiary register of Shareholders who subscribed for or purchased their Shares in Singapore, or maintaining in Singapore any facility that enables the inspection or extraction of the equivalent information by Singapore Shareholders, as required by Singapore law. Singapore investors should note that by subscribing, each Singapore investor authorises the relevant Fund and its transfer agent to release to the Singapore Representative the personal information required to enable the Singapore Representative to maintain such register or facility for the said purpose;
 - 2.2.7 giving notice of any change in such particulars of the Funds, the Company and/or the Singapore Representative and such other information as may be prescribed under the SFA or by the MAS, to the MAS within 14 days after such change;
 - 2.2.8 furnishing such information or record regarding the Funds as the MAS may, at any time, require for the proper administration of the SFA; and
 - 2.2.9 such other functions as the MAS may prescribe or as the Company and the Singapore Representative may agree in writing.

3. INVESTMENT ADVISERS

Subject to the overall control of the Management Company and ultimate responsibility of the Company's Board of Directors, Capital Research & Management Company (the "**CRMC**") as well as Capital International, Inc. (the "**CII**") and Capital International Sàrl (the "**CISA**") (as specified in the relevant Fund Information Sheet in Annex 2 of the Luxembourg Prospectus) may serve as the Investment Advisers/Sub-Advisers of the Funds. The Management Company has delegated, pursuant to a Service Agreement dated 1 November 2018 (as amended on 19 September 2019 and 18 November 2020), the investment management of the Funds to CRMC, which includes carrying out the management, administration and investments of the Funds.

CRMC has sub-delegated, pursuant to an Investment Sub-Advisory Agreement dated 1 March 2016, all or part of its investment management duties and obligations to the Sub-Advisers CISA, the sub-adviser of CGGELU, CGJPELU, CGGHIOLU, CGGBLU, CGEBLU, CGGIBLU, CGUSCBLU, CGGCBLU, CGUSHYLU, CGEMDLU, CGEMLCDLU, CGETOPLU, CGAHLU, CGGTRLU and CGAMBALLU, and/or CII, the sub-adviser of CGEMGLU. CII, CISA and CRMC are wholly owned by CRMC. CRMC, CISA and CII together are referred to as the Investment Advisers.

CII is domiciled in the United States of America and regulated by the US Securities and Exchange Commission (the "**SEC**").

CISA is domiciled in Switzerland and regulated by the Swiss Financial Market Supervisory Authority (the "**FINMA**").

CRMC is domiciled in the United States of America and regulated by the SEC.

The Management Company may at its discretion decide, from time to time, to retain the portfolio management for a certain portion of a Fund's assets for which it has internal capabilities.

The Capital Group is one of the largest and oldest investment management organisations in the United States of America. The Capital Group and its Affiliates maintain offices in the United States of America, Luxembourg, Switzerland, Germany, Netherlands, Italy, Spain, England, Hong Kong, Japan, Canada, Brazil, Singapore, India, China and Australia. The Investment Advisers may delegate, under their own responsibility, all or part of their duties and obligations (excluding investment advice) to any Affiliates. In particular, the Management Company may, from time to time, authorise any Affiliates to execute the Investment Advisers' investment decisions relating to the assets of the Funds.

Please refer to the section titled "Capital International Fund" in the Luxembourg Prospectus for further information on the Investment Advisers.

As at the date of registration of the Singapore Prospectus, CII, CISA and CRMC have been managing collective investment schemes or discretionary funds for approximately 36, 52 and 83 years respectively.

Past performance of the Investment Advisers is not necessarily indicative of their future performance.

4. DEPOSITARY, CUSTODIAN, PAYING AGENT AND ADMINISTRATIVE MANAGER

4.1. Depositary and Custodian

The Company has appointed J.P. Morgan SE, Luxembourg Branch ("**JP Morgan**") as depositary and custodian of the Company (the "**Depositary**" and/or "**Custodian**"), by an agreement dated 23 August 2002, as amended, to provide depositary, custodial, settlement and certain other associated services to the Company.

JP Morgan is a European Company ("**Societas Europaea**") organized under the laws of Germany, having its registered office at Taunustor 1 (TaunusTurm), 60310 Frankfurt am Main, Germany and

is registered with the commercial register of the local court of Frankfurt. It is a credit institution subject to direct prudential supervision by the European Central Bank, the German Federal Financial Supervisory Authority (“**Bundesanstalt für Finanzdienstleistungsaufsicht**”), and the German Central Bank (“**Deutsche Bundesbank**”); JP Morgan is authorized by the CSSF to act as depositary and fund administrator and is licensed to engage in all banking operations under the laws of Luxembourg.

The Depositary is responsible, in accordance with the Law, for ensuring that:

- the issue, redemption and cancellation of Shares is done according to the Law and the Articles of Incorporation;
- the value of the Shares is calculated in accordance with the Law and the Articles of Incorporation;
- the instructions of the Company or the Management Company are carried out unless they conflict with the Law and the Articles of Incorporation;
- the income produced by the Company is applied as specified in the Articles of Incorporation; and
- in transactions involving assets of the Company, the consideration is remitted to it within the usual time limits.

The Depositary is also responsible for the safekeeping and ownership verification of the assets of the Company, cash flow monitoring and oversight in accordance with the Law.

In order to provide depositary services according to the types of assets and the geographical regions the Company plans to invest in, the Depositary may entrust all or part of the assets held by the Company that it holds in custody to such sub-custodians as may be determined by the Depositary from time to time. Except as provided under applicable law, the Depositary’s liability shall not be affected by the fact that it has entrusted all or part of the assets in its care to a third party. When selecting and appointing sub-custodians or other delegates, the Depositary shall exercise all due skill, care and diligence as required under the Law to ensure that it entrusts the Company’s assets only to a delegate who may provide an adequate standard of protection. During the selection process, the Depositary considers numerous factors as part of their due diligence criteria including, but not limited to the following: financial strength of the entity, expertise of the custody operation, custody volume capacity, sophistication of technology, management and operational infrastructure, linkages with local market entities, vault capacity and security, income and corporate action capabilities, results of internal/external audits, contingency plans, insurance coverage and tax expertise, as well as the short and long-term business commitments. All sub-custodians appointed shall be licensed and regulated under the applicable law to carry out the relevant financial activities in the relevant jurisdiction.

As part of the normal course of global custody business, the Depositary may from time to time enter into arrangements with other clients, funds or other third parties for the provision of safekeeping and related services. Within a multi-service banking group such as JPMorgan Chase Group, conflicts may arise from time to time between the Depositary and its safekeeping delegates, for example, where an appointed delegate is an affiliated group company and is providing a product or service to a fund and has a financial or business interest in such product or service or where an appointed delegate is an affiliated group company which receives remuneration for other related custodial products or services it provides to the funds, for instance foreign exchange, securities lending, pricing or valuation services.

In the event of any potential conflict of interest which may arise during the normal course of business, the Depositary will at all times have regard to its obligations under applicable laws including Article 25 of the Directive 2014/91/EU of the European Parliament and of the Council of 23 July 2014 amending Directive 2009/65/EC on the coordination of laws, regulations and administrative provisions relating to undertakings for collective investment in transferable securities (UCITS V Directive).

The current list of sub-custodians used by the Depositary is available at https://www.capitalgroup.com/eu/sub_custodians or may be obtained by Shareholders free of charge and from the Company upon request.

The Depositary is liable to the Company or its Shareholders for the loss of a financial instrument held in custody by the Depositary or any of its sub-custodians or delegates. The Depositary shall however, not be liable if it can prove that the loss has arisen as a result of an external event beyond its reasonable control, the consequences of which would have been unavoidable despite all reasonable efforts to the contrary. The Depositary is also liable to the Company or its Shareholders for all other losses suffered by them as a result of the Depositary's negligent or intentional failure to properly fulfil its duties in accordance with the applicable law.

4.2. Paying Agent and Administrative Manager

The Company has appointed JP Morgan as paying agent by a Paying Agency Agreement dated 23 August 2002 to provide services as required by the Law.

The Management Company has appointed JP Morgan as administrative manager, by an Administration Agreement dated 23 August 2002, as amended, to provide the Company with services as required by the Law.

JP Morgan is a European Company ("**Societas Europaea**") organised under the laws of Germany, having its registered office at Taunustor 1 (TaunusTurm), 60310 Frankfurt am Main, Germany and is registered with the commercial register of the local court of Frankfurt. It is a credit institution subject to direct prudential supervision by the European Central Bank, the German Federal Financial Supervisory Authority ("**Bundesanstalt für Finanzdienstleistungsaufsicht**"), and the German Central Bank ("**Deutsche Bundesbank**"). JP Morgan is authorized by the CSSF to act as depositary and fund administration and is licensed to engage in all banking operations under the laws of Luxembourg.

5. THE REGISTRAR AND REGISTER OF SHAREHOLDERS

The registrar of the Company is JP Morgan and a copy of the relevant extracts from the register of Shareholders relating to Singapore Shareholders is available for inspection free of charge, during normal Singapore business hours at the registered office of the Singapore Representative at One Raffles Quay, 43rd floor North Tower, Singapore 048583, by Singapore Shareholders, as required by Singapore law. Singapore investors should note that by subscribing, each Singapore investor authorises the relevant Fund and its transfer agent to release to the Singapore Representative the personal information required to enable the Singapore Representative to maintain such register or facility for the said purpose.

6. AUDITOR

The auditor of the Company is PricewaterhouseCoopers Société Coopérative whose registered office is at 2, rue Gerhard Mercator B.P. 1443 L-1014 Luxembourg.

7. INVESTMENT OBJECTIVE, POLICY AND STRATEGY

7.1 Investment Objective

Please refer to paragraph (a) of the relevant Appendix to this Singapore Prospectus as well as to the relevant Annex 2 to the Luxembourg Prospectus for information on and details of the investment objective, policy and strategy in respect of each Fund.

7.2 Investment Restrictions

The investment guidelines for funds included under the Central Provident Fund (the "**CPF**") Investment Scheme (the "**CPFIS**") issued by the CPF Board (the "**CPF Investment Guidelines**"), which guidelines may be amended from time to time, shall apply to those of the Funds which are

included under the CPFIS (each a “**CPFIS Included Fund**” and collectively the “**CPFIS Included Funds**”).

Please refer to Annex 1, “General Investment Guidelines and Restrictions”, to the Luxembourg Prospectus for more information on and details of the investment restrictions relating to the Funds.

8. INCLUSION UNDER THE CPFIS

CGNPLU and CGNELU are included under the CPFIS – Ordinary Account. CGNPLU and CGNELU have both been classified by the CPF Board under the risk classification of “Higher Risk - Broadly Diversified”.

You may wish to contact the Singapore Representative or any appointed Singapore distributors to check if there are any other available Funds which are included under the CPFIS.

The CPF interest rate for the Ordinary Account (“**OA**”) is based on the 3-month average of the major local banks’ interest rates, subject to the legislated minimum interest of 2.5% per annum.

The CPF interest rate for Special and Medisave Accounts (“**SMA**”) is computed based on the 12-month average yield of 10-year Singapore Government Securities (“**10YSGS**”) plus 1% per annum, subject to the current floor interest rate of 4% per annum. The SMA interest rate is reviewed quarterly.

New savings credited to the Retirement Account (“**RA**”) each year earn the 12-month average yield of 10YSGS plus 1% computed for the year, subject to the current floor interest rate of 4% per annum. The interest rate credited to the RA is based on the weighted average interest rate of the entire portfolio of these SSGS invested using new and existing RA savings and will be computed quarterly.

As announced in September 2024, interest earned on SMA and RA monies will be 4.14% per annum until 31 December 2024. The Singapore government will also maintain the 4% per annum minimum rate for interest earned on all SMA monies and RA monies until 31 December 2025. Thereafter, interest rates on all CPF account monies will be subject to a minimum rate of 2.5% per annum (unless the Government extends the 4% floor rate for interest earned on all SMA and RA monies).

To help enhance retirement savings, the CPF Board pays extra interest rate of 1% per annum on the first S\$60,000 of your combined CPF balances (capped at S\$20,000 for OA) for CPF members below 55 years old. Please note that the first S\$20,000 in your OA and the first S\$40,000 in your Special Account are not allowed to be invested under the CPFIS.

CPF members aged 55 and above will earn an additional 2% interest on the first S\$30,000 of their combined CPF balances (capped at S\$20,000 for OA), and an extra 1% interest on the next S\$30,000.

Investors should note that the applicable interest rates for each of the CPF accounts may be varied by the CPF Board from time to time.

Subscriptions using CPF monies shall at all times be subject to the regulations and such directives or requirements imposed by the CPF Board from time to time.

9. FEES, CHARGES AND EXPENSES

The current fees, charges and expenses applicable to each Fund offered in this Singapore Prospectus are set out in paragraph (c) of the relevant Appendix to this Singapore Prospectus. Such fees, charges and expenses are calculated based on un-swing prices (please refer to the section headed “Swing pricing adjustment” of the Luxembourg Prospectus for detailed information on swing pricing).

Please refer to the section headed “Charges, Expenses and Fees” of the Luxembourg Prospectus as well as to the relevant Annex 2 to the Luxembourg Prospectus for further details on fees, charges

and expenses currently applicable to the Funds⁶.

10. RISK FACTORS

10.1 General Risks

Investors should note that investments in the Funds will be subject to different degrees of market, derivatives, interest rate, credit, equity, foreign securities, currency and industry risks that each Fund is invested into.

Investors should be aware that the value of Shares and the income from them may rise as well as fall and there is the possible loss of the principal amount invested. Past performance figures are not necessarily a guide to future performance. An investment in a Fund is designed to potentially produce returns over the long term and is not suitable for short term speculation.

The Company gives no assurance that the investment objective will be met.

10.2 Specific Risks

Please refer to the relevant Annex 2 to the Luxembourg Prospectus for the specific risks relating to each Fund.

10.2.1 Equity Risk

Some Funds will invest in equities. The prices of equity securities may decline in response to certain events, including but not limited to those directly affecting the companies whose securities are owned by the relevant Fund; conditions affecting the general economy; overall market changes; local, regional or global political, social or economic instability; and currency fluctuations.

10.2.2 Bond Risk

Some Funds will invest in bonds, which includes green bonds and perpetual bonds. The market values of bonds generally vary inversely with the level of interest rates – when interest rates rise, their values will tend to decline and vice versa. The magnitude of these changes generally will be greater the longer the remaining maturity of the security.

Funds investing in bonds will be exposed to credit risk. Securities which are subordinated and/or have a lower credit rating are generally considered to have a higher credit risk and a greater possibility of default than more highly rated securities. In the event that the issuer experiences financial or economic difficulties, this may affect the value of, and/or any amounts paid on, the relevant securities. Borrowers that are in bankruptcy or restructuring may never pay off their indebtedness, or they may pay only a small fraction of the amount owed. Direct indebtedness of countries, particularly Emerging Markets, also involves a risk that the governmental entities responsible for the repayment of the debt may be unable, or unwilling, to pay interest and repay principal when due. Securities ratings by credit rating agencies are a generally recognised barometer of credit risk; however, an issuer's rating is heavily weighted by past developments and does not necessarily reflect probable future conditions. There is frequently a lag between the time the rating is assigned and the time it is updated; and there may be varying degrees of difference in credit risk of securities within each rating category. While investment grade bonds usually have a higher capacity to pay interest and repay principal than lower-rated securities, there are no assurances that losses will not occur with respect to these investments.

10.2.3 High Yield Bonds Risk

Some Funds will invest in high yield bonds. These bonds typically are subject to greater market fluctuations and to greater risk of loss of income and principal due to default by the issuer than are

⁶ Please note that the current policy where certain expenses are charged directly to the Funds will apply only until 31 December 2024. With effect from 1 January 2025, a new model of charging expenses to the Funds will apply which will involve an Annual Administration Charge to be paid to the Management Company instead. Please refer to the section headed "Charges, Expenses and Fees" of the Luxembourg Prospectus for more information.

higher-rated bonds. Lower-rated bonds' values tend to reflect short-term corporate, economic and market developments and investor perceptions of the issuer's credit quality to a greater extent than lower yielding higher-rated bonds. In addition, it may be more difficult to dispose of, or to determine the value of, high yield bonds. Bonds rated BB+ or Ba1 or lower are described by the ratings agencies as "predominantly speculative with respect to capacity to pay interest and repay principal in accordance with the terms of the obligation. While such debt will likely have some quality and protective characteristics, these are outweighed by large uncertainties or major risk exposures to adverse conditions."

10.2.4 Distressed securities

Some Funds may invest in distressed securities (which we define as having a credit rating lower than CCC- by Standard & Poor's or equivalent) at the time of purchase. Such securities may be regarded as predominantly speculative with respect to the issuer's capacity to pay interest and principal or meet other obligations contained in an indenture or credit agreement. These Funds may also invest in debt securities on which the issuer is not currently making interest payments (defaulted debt securities). Distressed and defaulted debt securities may be unsecured and/or subordinated to other outstanding liabilities of the issuer. Whilst holders of distressed or defaulted securities may benefit from certain legal protections applicable to such securities, these protections may be outweighed by other legal or economic risks. Therefore, a Fund may lose its entire investment, may receive cash or securities (including equity securities) with a value less than its original investment and/or may be required to accept payment over an extended period of time. Efforts to maximize the value of these securities may involve additional cost for the relevant Fund. It may also be more difficult to dispose of, and to determine the value of, distressed and defaulted securities as compared to higher rated debt securities.

Notwithstanding the above paragraph, if a security satisfies the Fund's credit rating criteria at the time of purchase and subsequently is downgraded to a rating which would result in the security being classified as a "distressed security", the Fund will not be required to dispose of such security. If such a downgrade occurs, the Investment Adviser(s) will consider what action is in the best interest of the Fund, its Shareholders and in line with the relevant Fund investment objective.

10.2.5 Sovereign Debt Risk

Some Funds will invest in sovereign debt and thus may be exposed to credit risk of the relevant governmental issuers. The said Funds could lose money if such issuers default and there may not be any bankruptcy proceedings by which said Funds could enforce their rights in whole or in part.

10.2.6 European Monetary Union (EMU)

Some Funds will invest in countries that are members of the EMU. While some of these countries will retain relatively high credit ratings, there is a risk that one or several countries exit the Eurozone or a country within the Eurozone may default, leading to the break-up of the Eurozone. Such crisis may have significant negative impact on said Funds (such as default or downgrading of the security issued by a sovereign issuer and higher volatility, liquidity and foreign exchange risk associated with investments in European securities).

The performance of said Fund could deteriorate should there be any adverse credit events in the European region (e.g. downgrade of the sovereign credit rating of a European country or a default or bankruptcy of a European country and/or a sovereign issuer).

10.2.7 Emerging Markets Risk

Some Funds will invest in Emerging Markets⁷ securities. Investing in Emerging Markets may involve risks in addition to and greater than those generally associated with investing in the securities markets of developed countries. For instance, Emerging Markets tend to have less developed political, economic and legal systems than those in developed countries. Accordingly, the governments of these countries may be less stable and more likely to intervene in the market economy, for example, by imposing capital controls, nationalizing a company or industry, placing restrictions on foreign ownership and on withdrawing sale proceeds of securities from the country,

⁷ "Emerging Market" means a country that, in the opinion of the Investment Advisers, is generally considered to be a developing country by the international financial community.

and/or imposing punitive taxes that could adversely affect the prices of securities. Information regarding issuers in developing countries may be limited, incomplete or inaccurate, and such issuers may not be subject to regulatory, accounting, auditing, and financial reporting and recordkeeping standards comparable to those to which issuers in developed countries are subject. The Fund's rights with respect to its investments in Emerging Markets, if any, will generally be governed by local law, which may make it difficult or impossible for the Funds to pursue legal remedies or to obtain and enforce judgements in local courts. In addition, the economies of these countries may be dependent on relatively few industries, may have limited access to capital and may be more susceptible to changes in local and global trade conditions and downturns in the world economy. Securities markets in these countries can also be relatively small and have substantially lower trading volumes. As a result, securities issued in these countries may be more volatile and less liquid, and may be more difficult to value, than securities issued in countries with more developed economies and/or markets. Additionally, there may be increased settlement risks for transactions in local securities. Less certainty with respect to security valuations may lead to additional challenges and risks in calculating the Funds' Net Asset Value. Additionally, Emerging Markets are more likely to experience problems with the clearing and settling of trades and the holding of securities by banks, agents and depositories that are less established than those in developed countries.

Furthermore, in jurisdictions where direct foreign investment is limited or prohibited (such as the PRC, Emerging Markets), the Fund may invest in operating companies based in such jurisdictions through vehicles called Variable Interest Entities (hereinafter "VIE"). A VIE structure is an offshore intermediary entity that, based on contractual agreements, seeks to replicate the rights and obligations of direct equity ownership in such operating business. Because the contractual arrangements do not in fact bestow the Fund with actual equity ownership in the operating company, VIE structures may limit the Fund's rights as an investor and create significant additional risks. For example, local government authorities may determine that such structures do not comply with applicable laws and regulations, including those relating to restrictions on foreign ownership. In such event, the intermediary entity and/or the operating business may be subject to penalties, revocation of business and operating licenses or forfeiture of foreign ownership interests, and the Fund's economic interests in the underlying operating business and its rights as an investor may not be recognized, resulting in a loss to the Fund and its Shareholders. In addition, exerting control through contractual arrangements may be less effective than direct equity ownership, and a company may incur substantial costs to enforce the terms of such arrangements, including those relating to the allocation of assets among the entities. VIE structures may also be disregarded for tax purposes by local tax authorities, resulting in increased tax liabilities, and the Fund's control over – and distributions due from – such structures may be jeopardized if the individuals who hold the equity interest in VIE structures breach the terms of the agreements. While VIE structures may be widely used to accommodate limits on foreign ownership in certain jurisdictions, there is no assurance that they will be recognized and/or upheld by local regulatory authorities or that disputes regarding the same will be resolved consistently. There is a risk that this could have severe adverse impacts on the value of the investments in VIE structures.

Certain risk factors related to Emerging Markets

Currency fluctuations

Certain Emerging Markets' currencies have experienced and in the future may experience significant declines against major convertible currencies. Further, the Fund may lose money due to losses and other expenses incurred in converting various currencies to purchase and sell securities, as well as from currency restrictions, exchange control regulation and currency devaluations.

Government regulation

Certain Emerging Markets lack uniform accounting, auditing and financial reporting and disclosure standards, may have often less governmental supervision of financial markets than in developed countries, and may not in many cases honor legal rights or protections enjoyed by investors in developed countries. Certain governments may be more unstable and present greater risks of nationalization or restrictions on foreign ownership of local companies. Repatriation of investment income, capital and the proceeds of sales by foreign investors may require governmental registration and/or approval in some Emerging Markets. While the relevant Fund

will only invest in markets where these restrictions are considered acceptable by the Investment Adviser(s), a country could impose new or additional repatriation restrictions after the Fund's investment. If this happened, the Fund's response might include, among other things, applying to the appropriate authorities for a waiver of the restrictions or engaging in transactions in other markets designed to offset the risks of decline in that country. Such restrictions will be considered in relation to the Fund's liquidity needs and other factors. Further, some attractive equity securities may not be available to the Fund if foreign investors already hold the maximum amount legally permissible.

While government involvement in the private sector varies in degree among Emerging Markets, such involvement may in some cases include government ownership of companies in certain sectors, wage and price controls or imposition of trade barriers and other protectionist measures. With respect to any Emerging Markets, there is no guarantee that some future economic or political crisis will not lead to price controls, forced mergers of companies, expropriation, or creation of government monopolies to the possible detriment of the Fund's investments.

Fluctuations in inflation rates

Rapid fluctuations in inflation rates may have negative impacts on the economies and securities markets of certain Emerging Markets countries.

Less developed securities markets

Emerging Markets may have in general less well-developed and regulated securities markets and exchanges. These markets have lower trading volumes than the securities markets of more developed countries and may be unable to respond effectively to increases in trading volume. Consequently, these markets may be substantially less liquid than those of more developed countries, and the securities of issuers located in these markets may have limited marketability. These factors may make prompt liquidation of substantial portfolio holdings difficult or impossible at times.

Settlement risks

Settlement systems in Emerging Markets are generally less well organised than those of developed markets. Supervisory authorities may also be unable to apply standards comparable to those in developed markets. Thus, there may be risks that settlement may be delayed and that cash or securities belonging to the Fund may be in jeopardy because of failures of or defects in the systems. In particular, market practice may require that payment be made before receipt of the security being purchased or that delivery of a security be made before payment is received. In such cases, default by a broker or bank (the "counterparty") through whom the transaction is effected might cause the Fund to suffer a loss. The Fund will seek, where possible, to use counterparties whose financial status is such that this risk is reduced. However, there can be no certainty that the Fund will be successful in eliminating this risk, particularly as counterparties operating in Emerging Markets frequently lack the standing or financial resources of a those in developed countries. There may also be a danger that, because of uncertainties in the operation of settlement systems in individual markets, competing claims may arise with respect to securities held by or to be transferred to the Fund.

Limited market information

The Company may encounter problems assessing investment opportunities in certain Emerging Markets in light of limitations on available information and different accounting, auditing and financial reporting standards. In such circumstances, the Fund's Investment Adviser(s) will seek alternative sources of information, and to the extent the Investment Adviser(s) is not satisfied with the sufficiency of the information obtained with respect to a particular market or security, the Fund will not invest in such market or security.

Taxation

Taxation of dividends, interest and capital gains received by the Fund varies among Emerging Markets and, in some cases, is comparatively high. In addition, Emerging Markets typically have often less well-defined tax laws and procedures and such laws may permit retroactive taxation so

that the Fund could become subject in the future to local tax liability that it had not reasonably anticipated in conducting its investment activities or valuing its assets.

Litigation

The Company and its Shareholders may encounter substantial difficulties in obtaining and enforcing judgments against individuals residing and companies domiciled in certain Emerging Markets.

Fraudulent Securities

Shares purchased by the Fund may subsequently be found to be fraudulent or counterfeit, resulting in a loss to the Fund.

10.2.8 People's Republic of China

Investors should note that the risks of investing in the People's Republic of China ("PRC") also apply. Investments in the PRC are currently subject to certain additional risks, particularly regarding the ability to deal in securities in the PRC. As a result, the Company may choose to gain exposure to PRC securities indirectly and may be unable to gain full exposure to the PRC markets. The PRC is one of the world's largest global emerging markets. Investing in the securities markets in the PRC is subject to the risks of investing in Emerging Markets generally as well as to specific risks relating to the PRC market.

The economy in the PRC, which has been in a state of transition from a planned economy to a more market orientated economy, differs from the economies of most developed countries and investing in the PRC may be subject to greater risk of loss than investments in developed markets. Any political changes, social instability and adverse diplomatic developments which may take place in, or in relation to, the PRC could result in significant fluctuation in the price of Chinese securities and a negative impact on investments in the PRC market. Given the short history of the PRC system of commercial laws, the PRC regulatory and legal framework may not be as well developed as those of developed countries. As the PRC legal system develops, no assurance can be given that changes in such laws and regulations, their interpretation or their enforcement will not have a material adverse effect on the Company's onshore investments. Chinese accounting standards and practices may deviate significantly from international accounting standards. The settlement and clearing systems of the PRC securities markets may not be well tested and may be subject to increased risks of error or inefficiency. There are risks and uncertainties associated with the current PRC tax laws, regulations and practice on any Fund's investments in the PRC. Any increased tax liabilities on the Fund may adversely affect the Fund's value.

The RMB⁸, the lawful currency of the PRC, is not currently a freely convertible currency and is subject to exchange control imposed by the PRC government. Such control of currency conversion and movements in the RMB exchange rates may adversely affect the operations and financial results of companies in the PRC.

Insofar as the Company may invest in the PRC, it will be subject to the risk of the PRC government's imposition of restrictions on the repatriation of funds or other assets out of the country, limiting the ability of the Company to satisfy payments to investors. This may impact the liquidity of the relevant Fund and its ability to meet redemption requests upon demand.

10.2.9 Shanghai-Hong Kong Stock Connect and Shenzhen-Hong Kong Stock Connect Risk

Some Funds may invest via the Shanghai-Hong Kong Stock Connect and Shenzhen-Hong Kong Stock Connect (collectively "**Stock Connects**"), as specified in the relevant Fund Information Sheet in Annex 2 of the Luxembourg Prospectus. The Shanghai-Hong Kong Stock Connect is a securities trading and clearing linked program developed by Stock Exchange of Hong Kong Limited (the "**SEHK**"), Shanghai Stock Exchange ("**SSE**") and China Securities Depository and Clearing Corporation Limited ("**ChinaClear**") and the Shenzhen-Hong Kong Stock Connect is a

⁸ "RMB" means Renminbi, the official currency of the PRC, is generally used to denote the Chinese currency traded in the Onshore Renminbi (CNY) and the Offshore Renminbi (CNH) markets.

securities trading and clearing linked program developed by SEHK, Shenzhen Stock Exchange (“SZSE”) and ChinaClear, both aiming to achieve mutual stock market access between the PRC and Hong Kong. Hong Kong Securities Clearing Company Limited (HKSCC), a wholly-owned subsidiary of SEHK, and ChinaClear will be responsible for the clearing, settlement and the provision of depository, nominee and other related services of the trades executed by their respective market participants and/or investors.

The Shanghai-Hong Kong Stock Connect comprises a Northbound Shanghai Trading Link and a Southbound Hong Kong Trading Link. Under the Northbound Shanghai Trading Link, Hong Kong and overseas investors, through their Hong Kong brokers and a securities trading service company established by the SEHK may be able to trade eligible securities, such as China A Shares listed on the SSE by routing orders to SSE. Under the Southbound Hong Kong Trading Link under Shanghai-Hong Kong Stock Connect, investors in the PRC will be able to trade certain securities listed on the SEHK. Under a joint announcement issued by the SFC and China Securities Regulatory Commission (“CSRC”) on 10 November 2014 the Shanghai-Hong Kong Stock Connect commenced trading on 17 November 2014.

The Shenzhen-Hong Kong Stock Connect comprises a Northbound Shenzhen Trading Link and a Southbound Hong Kong Trading Link. Under the Northbound Shenzhen Trading Link, Hong Kong and overseas investors, through their Hong Kong brokers and a securities trading service company established by SEHK, may be able to trade eligible securities listed on the SZSE by routing orders to SZSE. Under the Southbound Hong Kong Trading Link under Shenzhen-Hong Kong Stock Connect investors in the PRC will be able to trade certain securities listed on the SEHK. The Shenzhen - Hong Kong Stock Connect was launched in December 2016.

The trading is subject to rules and regulations issued from time to time. Trading under the Shanghai-Hong Kong Stock Connect and Shenzhen-Hong Kong Stock Connect are both subject to a daily quota (“**Daily Quota**”). Northbound Shanghai Trading Link and Southbound Hong Kong Trading Link under the Shanghai-Hong Kong Stock Connect as well as Northbound Shenzhen Trading Link and Southbound Hong Kong Trading Link under the Shenzhen-Hong Kong Stock Connect will be subject to a separate set of Daily Quota. The Daily Quota limits the maximum net buy value of crossboundary trades under the Shanghai-Hong Kong Stock Connect and Shenzhen-Hong Kong Stock Connect each day.

Investments in securities traded and cleared on the Stock Connects are subject to various risks, including quota limitations, clearing and settlement risk, suspension risk, differences in trading day, conversion, regulatory and operational risk. Such risks are described in more detail under the section headed “Risk Warnings”, sub-section “Shanghai-Hong Kong Stock Connect and Shenzhen Hong-Kong Stock Connect” in the Luxembourg Prospectus.

Further information about the Stock Connect is available online at the website: https://www.hkex.com.hk/mutual-market/stock-connect?sc_lang=en.

10.2.10 China Interbank Bond Market Risk

Some Funds may invest on the China Interbank Bond Market.

Market volatility and potential lack of liquidity due to low trading volume of certain debt securities in the China Interbank Bond Market may result in prices of certain debt securities traded on such market fluctuating significantly. The relevant Fund investing in such market is therefore subject to liquidity and volatility risks. The bid and offer spreads of the prices of such securities may be large, and the relevant Fund may therefore incur significant trading and realisation costs and may even suffer losses when selling such investments.

To the extent that a Fund transacts in the China Interbank Bond Market, the Fund may also be exposed to risks associated with settlement procedures and default of counterparties. The counterparty which has entered into a transaction with the Fund may default in its obligation to settle the transaction by delivery of the relevant security or by payment for value.

Since the relevant filings and account opening for investment in the China Interbank Bond Market have to be carried out via an onshore settlement agent, the relevant Fund is subject to the risks of default or errors on the part of the onshore settlement agent.

The China Interbank Bond Market is also subject to regulatory risks. The relevant rules and regulations on investment in the China Interbank Bond Market are subject to change which may have potential retrospective effect. In the event that the relevant Chinese authorities suspend account opening or trading on the China Interbank Bond Market, the Funds' ability to invest in the China Interbank Bond Market will be limited and, after exhausting other trading alternatives, the relevant Fund may suffer substantial losses as a result.

Reforms or changes in macro-economic policies, such as the monetary and tax policies might affect interest rates. Consequently, the price and the yield of the bonds held in a portfolio would/could also be affected.

10.2.11 Bond Connect Risk

Some Funds may invest via the Bond Connect.

Bond Connect is the historic opening up of China's Interbank Bond Market (CIBM) to global investors through the China-Hong Kong mutual access program. The program allows foreign and Mainland China investors the ability to trade in each other's bond market through a connection between the Mainland and Hong Kong based financial infrastructure institutions.

Bond Connect aims to enhance the efficiency and flexibility of investing in the China Interbank Bond Market. This is accomplished by easing the access requirements to enter the market, the use of the Hong Kong trading infrastructure to connect to China Foreign Exchange Trading System (CFETS), and Bond Settlement Agent, all which are required to invest in the CIBM directly.

Market volatility and potential lack of liquidity due to low trading volume of certain debt securities in the CIBM may result in prices of certain debt securities traded on such market fluctuating significantly. The relevant Fund investing in such market is therefore subject to liquidity and volatility risks. The bid and offer spreads of the prices of such securities may be large, and the relevant Fund may therefore incur significant trading and realisation costs and may even suffer losses when selling such investments.

Investments via the Bond Connect are subject to various risks, including clearing and settlement risk, regulatory risk and conversion risk. Such risks are described in more detail under the section headed "Risk Warnings", sub-section "Bond Connect" in the Luxembourg Prospectus.

Further information about the Bond Connect is available online at the website: <http://www.chinabondconnect.com/en/index.html>.

10.2.12 Currency Risk

The Funds are not denominated in SGD and the investments of some Funds may be denominated in currencies other than their Base Currency (as specified in the relevant Fund Information Sheet in Annex 2 to the Luxembourg Prospectus). In this regard, there is a currency exchange risk involved as a result of fluctuations in exchange rates between the Base Currency and such other currencies, which may affect the value of said Funds. In addition, in certain countries, these Funds might also be exposed to risks associated with exchange control or currency instability, which could impact the ability to freely repatriate funds invested.

The Company generally does not intend to systematically or fully hedge currency exposures in each Fund back to any currency and investors may be subject to foreign exchange risks. However, the Company has appointed JPMorgan Chase Bank, N.A. to provide a systematic passive currency-hedging overlay on a significant part of the assets of the relevant Fund attributable to Hedged Equivalent Classes and Dividend-distributing Hedged Equivalent Classes in order to reduce the exposure of such Classes to currencies other than the currency referred to in the relevant Class' designation as described under the section headed "The Classes" in the Luxembourg Prospectus.

10.2.13 RMB Currency Risk

Renminbi, the official currency of the PRC, is used to denote the Chinese currency traded in the Onshore Renminbi (CNY) and the Offshore Renminbi (CNH) markets. CNY which is traded in the

PRC is not freely convertible and is subject to exchange controls and certain requirements by the government of the PRC. CNH which is traded outside the PRC is freely tradable. Whilst CNH is traded freely outside the PRC, the RMB spot, forward foreign exchange contracts and related instruments reflect the structural complexities of this evolving market. Accordingly, Classes denominated in RMB may be exposed to greater foreign exchange risks. Shareholders should be aware of the fact that the RMB is subject to a managed floating exchange rate based on market supply and demand with reference to a basket of currencies.

10.2.14 Investments in Russia

Investments in Russia are subject to certain risks inherent to the country's legal and regulatory framework, especially with regards to ownership and custody of securities. Also, potential sanctions imposed on Russia may adversely affect the value and liquidity of Russian securities, of the Russian currency, of the credit rating of Russia and of the ability of the Funds to invest/disinvest in/from Russian markets and/or Russian securities.

10.2.15 Over-The-Counter Markets Risk

Some Funds will invest in securities that are actively traded in an over-the-counter (the "OTC") market. Trading on such markets may involve higher risks than trading on official stock exchanges due to, in particular, lower market liquidity as well as lower investor protection in applicable regulations and available information. In determining whether to approve markets for investment, the Investment Advisers will take into account, among other things, market liquidity, investor information and government regulations, including tax and foreign exchange repatriation rules.

10.2.16 Derivative Instruments Risk

Derivatives instruments may expose a Fund to certain additional risks relative to traditional securities such as credit risks of the counterparty, imperfect correlation between derivatives prices of related assets, rates or indices, potential loss of more money than the actual cost of the investment, potential for leverage, increased volatility and reduced liquidity and risk of mispricing or improper valuation. Derivative instruments are subject to additional risks, including operational risk and legal risk.

10.2.17 Swaps

Some Funds may enter into swaps, which are two-party contracts where the parties agree to exchange the returns earned or realized from one or more underlying assets or rates of return.

Swaps can be traded on a swap execution facility (SEF) and cleared through a central clearinghouse (cleared), traded over-the-counter (OTC) and cleared, or traded bilaterally and not cleared. For example, standardized interest rate swaps and credit default swap indices are traded on SEFs and cleared. Other forms of swaps, such as total return swaps, are typically entered into on a bilateral basis. Because clearing interposes a central clearinghouse as the ultimate counterparty to each participant's swap, and margin is required to be exchanged under the rules of the clearinghouse, central clearing is intended to decrease (but not eliminate) counterparty risk relative to uncleared bilateral swaps. To the extent the fund enters into bilaterally negotiated swap transactions, the Funds will enter into swaps only with counterparties that meet certain credit standards and subject to agreed collateralization procedures; however, if the counterparty's creditworthiness deteriorates rapidly and the counterparty defaults on its obligations under the swap agreement or declares bankruptcy, the Fund may lose any amount it expected to receive from the counterparty. In addition, bilateral swaps are subject to certain regulatory margin requirements that mandate the posting and collection of minimum margin amounts, which may result in the Fund and its counterparties posting higher margin amounts for bilateral swaps than would otherwise be the case.

Counterparties to derivative transactions, including TRS transactions, will be counterparties approved by Capital Group, including the Funds' Investment Advisers. While there are no predetermined legal status or geographical criteria applied in the selection of the counterparties, these criteria are typically taken into account in the selection process. The counterparties do not have discretionary power over the composition or management of the portfolio of the relevant Fund.

Specific types of swaps in which the Fund may invest are, in particular but not limited to:

Total Return Swaps

Some Funds may use Total Return Swaps (“**TRS**”) as defined under Regulation (EU) 2015/2365 of the European Parliament and of the Council of 25 November 2015 on transparency of securities financing transactions and of reuse and amending Regulation (EU) No 648/2012. A TRS is a contract in which one party agrees to make periodic payments to the other party based on the change in market value of the assets underlying the contract, in exchange for periodic payments based on a fixed or variable interest rate or the total return from other underlying assets. The assets underlying the contract may be a single security, a basket of securities or a securities index. TRS can be funded or unfunded. An unfunded swap means a swap where no upfront payment is made by the total return receiver at inception. A funded swap means a swap where the total return receiver pays an upfront amount in return for the total return of the reference asset and can therefore be costlier due to the upfront payment requirement. The TRS used by the Funds will typically be unfunded.

TRS will be used to gain exposure to a market or security without owning or taking physical custody of such security or investing directly in such market. The Investment Adviser will use TRS alongside other derivative instruments in order to ensure efficient implementation of investment ideas while respecting the investment universe of the Fund.

Hence, TRS will be traded in accordance with the investment objective and specific investment guidelines and restrictions as set out in the relevant Fund Information Sheet in Annex 2 of the Luxembourg Prospectus. The assets underlying the TRS, including any securities indices, will also comply with such specific investment guidelines and restrictions.

TRS will be used on a continuous basis, however the extent of exposure to TRS may vary depending on e.g. market conditions and best interest of Shareholders. Unless otherwise specified in the relevant Fund Information Sheet in Annex 2 of the Luxembourg Prospectus, no more than 10% of the net assets of a Fund will be used for TRS. The Fund's level of exposure to TRS is generally expected to be less than 5% of the assets of a Fund. All revenues arising from TRS will be returned to the relevant Fund.

Like other swaps, the use of TRS involves certain risks, including if the underlying assets do not perform as anticipated. There is no guarantee that entering into a TRS will deliver returns in excess of the interest costs involved and, accordingly, the Fund's performance may be lower than would have been achieved by investing directly in the underlying assets. The underlying assets and investment strategies to which exposure will be gained through TRS are those allowed as per the relevant Fund Information Sheet in Annex 2 of the Luxembourg Prospectus.

In addition, TRS are subject, among others, to counterparty, operational, liquidity, custody, legal and market conditions risks, which are described further in this section. Please also refer to Annex 1 of the Luxembourg Prospectus for more details on the management of collateral, the eligible collateral, the reinvestment of collateral and the collateral policy.

Credit Default Swaps and Credit Default Swap Indices Risk

Some Funds may invest in credit default swaps (“**CDS**”) or in credit default swap indices including the credit default swap index (“**CDX**”) and iTraxx indices (collectively “**CDXs**”) in order to assume exposure to a single or diversified portfolio of credits or to hedge against existing credit risks. CDXs are based on a portfolio of credit default swaps with similar characteristics, such as credit default swaps on high-yield bonds. CDS allows the transfer of default risk. This allows investors to effectively buy insurance on a Bond they hold (hedging the investment) in the expectation that the credit will decline in quality. Conversely, where the investment view is that the payments due to decline in credit quality will be less than the coupon payments, protection will be sold by means of entering into a credit default swap. One party — the protection buyer — is obligated to pay the other party — the protection seller — a stream of periodic payments over the term of the contract. If a credit event, such as a default or restructuring, occurs with respect to any of the underlying reference obligation(s), the protection seller must pay the protection buyer the loss on those credits. Conversely, if no credit events were to occur with respect to any of the underlying reference obligation(s), the protection buyer would not recover any of the periodic payment. The Fund may enter into a CDS transaction as either protection buyer or protection seller.

If the Fund is a protection buyer, it would pay the counterparty a periodic stream of payments over the term of the contract and would not recover any of those payments if no credit events were to

occur with respect to any of the underlying reference obligation(s). However, if a credit event did occur, the Fund, as a protection buyer, would have the right to deliver the referenced debt obligation(s) or a specified amount of cash, depending on the terms of the applicable agreement, and to receive the par value of such debt obligation(s) from the counterparty protection seller. As a protection seller, the Fund would receive fixed payments throughout the term of the contract if no credit events were to occur with respect to any of the underlying reference obligation(s). If a credit event were to occur, however, the value of any deliverable obligation received by the Fund, coupled with the periodic payments may be less than the full notional value that the Fund, as a protection seller, pays to the counterparty protection buyer, effectively resulting in a loss of value to the Fund.

The use of CDS, like all other swap agreements, is subject to certain risks, including the risk that the Fund's counterparty will default on its obligation(s). If such a default were to occur, any contractual remedies that the Fund might have may be subject to applicable bankruptcy laws, which could delay or limit the Fund's recovery. Thus, if the Fund's counterparty to a CDS transaction defaults on its obligation to make payments thereunder, the Fund may lose such payments altogether or collect only a portion thereof, which collection could involve substantial costs or delays.

Additionally, when the Fund invests in CDXs as a protection seller, the Fund will be indirectly exposed to the creditworthiness of issuers of the underlying reference obligations in the index. If the Investment Adviser to the Fund does not correctly evaluate the creditworthiness of issuers of the underlying instruments on which the CDXs are based, the investment could result in losses to the Fund.

Interest Rate Swaps Risk

Some Funds may enter into interest rate swaps to seek to manage the interest rate sensitivity of the Fund by increasing or decreasing the duration of the Fund or a portion of the Fund's portfolio. An interest rate swap is an agreement between two parties to exchange or swap payments based on changes in an interest rate or rates. Typically, one interest rate is fixed and the other is variable based on a designated floating short-term interest rate prime rate or other benchmark. It is also possible for both sides of the agreement to be linked to designated floating rates. These agreements are known as basis swaps. Interest rate swaps generally do not involve the delivery of securities or other principal amounts. Rather, cash payments are exchanged by the parties based on the application of the designated interest rates to a notional amount, which is the predetermined dollar principal of the trade upon which payment obligations are computed. Accordingly, the Fund's current obligation or right under the swap agreement is generally equal to the net amount to be paid or received under the swap agreement based on the relative value of the position held by each party.

10.2.18 Forwards

Some Funds may invest in currency forward contracts to seek to manage the Fund's currency exposures. A forward is a contract whereby two parties agree to exchange the underlying asset at a predetermined point in time in the future at a fixed price. The buyer agrees today to buy a certain asset in the future and the seller agrees to deliver that asset at that point in time. Forward contracts, unlike futures contracts, are not traded on exchanges and are not standardised; rather banks and dealers act as principals in these markets, negotiating each transaction on an individual basis. Forward trading is substantially unregulated; there is no limitation on daily price movements. Disruptions can occur in any market traded by the Funds due to unusually high trading volume, political intervention or other factors. In respect of such trading, the relevant Fund is subject to the risk of counterparty failure or the inability or refusal by a counterparty to perform with respect to such contracts.

10.2.19 Options

Some Funds may invest in options, such as options on futures and foreign exchange options ("FX options"). An option is a contract that gives the holder of the option, in return for a premium payment, the right to buy from (in the case of a call) or sell to (in the case of a put) the writer of the option the reference instrument underlying the option (or the cash value of the instrument underlying the option) at a specified exercise price. The writer of an option on a security has the obligation, upon exercise of the option, to cash settle or deliver the underlying currency or instrument upon payment of the exercise price (in the case of a call) or to cash settle or take delivery of the underlying currency or instrument and pay the exercise price (in the case of a put).

Options prices can diverge from the prices of their underlying instruments for a number of reasons. Options prices are affected by such factors as current and anticipated short-term interest rates, changes in the volatility of the underlying instrument, and the time remaining until expiration of the contract, which may not affect security prices in the same way. Imperfect correlation may also result from differing levels of demand in the options markets and the markets for the underlying instruments, from structural differences in how options and underlying instruments are traded, or from imposition of daily price fluctuation limits or trading halts.

10.2.20 Futures and options on futures

Some Funds may invest in futures to seek to manage the Fund's sensitivity to interest rates. Futures contracts and options of futures contracts are standardised exchange-traded agreements to buy or sell a specific quantity of an underlying asset, rate or index at an agreed-upon price at a stipulated future date. An option on a futures contract gives the holder of the option the right to buy or sell a position in a futures contract from or to the writer of the option, at a specified price on or before the specified expiration date. In addition to the risks generally associated with investing in derivative instruments, futures contracts and options of futures contracts are subject to the creditworthiness of the clearing organisations, exchanges and futures commission merchants with which the Fund transacts. Additionally, although futures require only a small initial investment in the form of a deposit of initial margin, the amount of a potential loss on a futures contract or on an option on futures contract could greatly exceed the initial amount invested. While futures contracts and options on futures contract are generally liquid instruments, under certain market conditions futures may be deemed to be illiquid. For example, the Fund may be temporarily prohibited from closing out its position in a futures contract if intraday price change limits or limits on trading volume imposed by the applicable futures exchange are triggered. If the Fund is unable to close out a position on a futures contract or options on futures contracts, the Fund would remain subject to the risk of adverse price movements until the fund is able to close out the futures position. The ability of the Fund to successfully utilise futures contracts or options on futures contracts may depend in part upon the ability of the Fund's Investment Adviser to accurately forecast interest rates and other economic factors and to assess and predict the impact of such economic factors on the futures in which the Fund invests. If the Investment Adviser incorrectly forecasts economic developments or incorrectly predicts the impact of such developments on the futures in which it invests, the Fund could be exposed to the risk of loss. See also the heading "Options" above for a general description of investment techniques and risks relating to options.

10.2.21 Contingent Convertible Bonds Risk

Some Funds may invest in contingent convertible bonds, as specified in the relevant Fund Information Sheet in Annex 2 to the Luxembourg Prospectus. Under the terms of a contingent convertible bond, certain triggering events, including events under the control of the management of the contingent convertible bond's issuer, could cause the permanent write-down to zero of principal investment and/or accrued interest, or a conversion to equity. Investment in contingent convertible bonds may entail the following risks (non-exhaustive list):

- **Capital structure inversion risk:** contrary to classical capital hierarchy, contingent convertible bonds' investors may suffer a loss of capital when equity holders do not.
- **Trigger level risk:** trigger levels differ and determine exposure to conversion risk depending on the distance of the capital ratio to the trigger level. It might be difficult for the Investment Advisers of the relevant Fund to anticipate the triggering events that would require the debt to convert into equity.
- **Conversion risk:** it might be difficult for the Investment Advisers of the relevant Fund to assess how the securities will behave upon conversion. In case of conversion into equity, the Investment Advisers might be forced to sell these new equity shares because the investment objective of the relevant Fund does not allow equity in its portfolio. This forced sale may itself lead to liquidity issue for these shares.

- **Coupon cancellation:** for some contingent convertible bonds, coupon payments are entirely discretionary and may be cancelled by the issuer at any point, for any reason and for any length of time.
- **Call extension risk:** some contingent convertible bonds are issued as perpetual instruments, callable at pre-determined levels only with the approval of the competent authority.
- **Industry concentration risk:** investment in contingent convertible bonds may lead to an increased industry concentration risk as such securities are currently issued by banking institutions.
- **Yield/valuation risk:** contingent convertible bonds often offer an attractive yield which may be viewed as reflecting the greater risk and complexity of these instruments.
- **Liquidity risk:** in certain circumstances finding a ready buyer for contingent convertible bonds may be difficult and the Fund may have to accept a significant discount to the expected value of the bond in order to sell it.
- **Unknown risk:** the structure of contingent convertible bonds is innovative yet untested.

10.2.22 Equity Linked Notes Risk

Some Funds will invest in equity linked notes. The price of an equity linked note is derived from the value of the underlying linked securities. The level and type of risk involved in the purchase of an equity linked note by such Funds is potentially higher than the risk involved in the purchase of the underlying security. Equity linked notes are also dependent on the individual credit of the issuer of the note, which will generally be a trust or other special purpose vehicle or finance subsidiary established by a major financial institution for the limited purpose of issuing the note. Like other structured products, equity linked notes are frequently secured by collateral consisting of a combination of debt or related equity securities to which payments under the notes are linked. If so secured, the Funds would look to this underlying collateral for satisfaction of claims in the event that the issuer of an equity linked note defaulted under the terms of the note.

Equity linked notes are often privately placed and may not be rated, in which case the Funds will be more dependent on the ability to evaluate the creditworthiness of the issuer, the underlying security, any collateral features of the note, and the potential for loss due to market and other factors. Ratings of issuers of equity linked notes refer only to the creditworthiness of the issuer and strength of related collateral arrangements or other credit supports, and do not take into account, or attempt to rate, any potential risks of the underlying equity securities. Depending on the law of the jurisdiction in which an issuer is organised and the note is issued, in the event of default, the Funds may incur additional expenses in seeking recovery under an equity linked note, and may have less legal recourse in attempting to do so.

As with any investment, the Funds can lose the entire amount it has invested in an equity linked note. The secondary market for equity linked notes may be limited. The lack of a liquid secondary market may have an adverse effect on the ability of the Funds to accurately value the equity linked notes in their portfolios, and may make disposal of such securities more difficult for such Funds.

10.2.23 Depository Receipts Risk

Some Funds will invest in depository receipts such as American Depository Receipts (ADRs) and Global Depository Receipts (GDRs). Depository receipts are securities that represent shares trading outside the market in which the depository receipts are traded. Accordingly, while the depository receipts may be traded on recognised exchanges or regulated markets, the underlying shares may be subject to further risks such as political, inflationary, exchange rate or custody risk.

10.2.24 Mortgage- and Asset-Backed Securities Risk

Some Funds may invest in mortgage- and asset-backed securities. Mortgage-related securities, such as mortgage-backed securities ("**MBS**"), and other asset-backed securities ("**ABS**"), include debt obligations that represent interests in pools of mortgages or other income-bearing assets, such as consumer loans or receivables.

While such securities are subject to the risks associated with investments in debt instruments generally (for example, credit extension and interest rate risks), they are also subject to other and different risks. Mortgage-backed and other asset-backed securities are subject to changes in the payment patterns of borrowers of the underlying debt which can result in prepayment and extension risks. Prepayment risk exists when interest rates fall and borrowers are more likely to refinance or prepay their debt before its stated maturity. This may result in the Fund having to reinvest the proceeds in lower yielding securities, effectively reducing the Fund's income. Conversely, extension risk exists when interest rates rise and borrowers repay their debt more slowly than expected, the time in which the mortgage-backed and other asset-backed securities are paid off could be extended, reducing the Fund's cash available for reinvestment in higher yielding securities.

In addition, MBS issued by private entities are structured similarly to those issued by government agencies. However, these securities and the underlying mortgages are not guaranteed by any government agencies and the underlying mortgages are not subject to the same underwriting requirements. These securities generally are structured with one or more types of credit enhancements such as insurance or letters of credit issued by private companies. Borrowers on the underlying mortgages are usually permitted to prepay their underlying mortgages. Prepayments can alter the effective maturity of the MBS. Delinquencies, losses or defaults by borrowers can adversely affect the prices and volatility of these securities. Such delinquencies and losses can be exacerbated by real estate risks like declining or flattening housing and property values. This, along with other outside pressures, such as bankruptcies and financial difficulties experienced by mortgage loan originators, decreased investor demand for mortgage loans and mortgage-related securities and increased investor demand for yield, can adversely affect the value and liquidity of MBS. These securities may be less liquid and/or more difficult to value than other securities.

With regard to ABS, these securities are backed by other assets such as credit card, automobile or consumer loan receivables, retail installment loans or participations in pools of leases. Credit support for these securities may be based on the underlying assets and/or provided through credit enhancements by a third party. The values of these securities are sensitive to changes in the credit quality of the underlying collateral, the credit strength of the credit enhancement, changes in interest rates and at times the financial condition of the issuer. These securities may be less liquid and/or more difficult to value than other securities.

Specific types of ABS in which the Fund may invest are, in particular but not limited to, Collateralised Debt Obligations, Residential Mortgage Backed Securities and To Be Announced Securities Contracts. These are described in more detail under the section headed "Risk Warnings", sub-section "Mortgage- and Asset-Backed Securities" in the Luxembourg Prospectus.

10.2.25 Securities Lending Transactions

Some Funds may enter into securities lending transactions as specified in Annex 1 of the Luxembourg Prospectus and in the relevant Fund Information Sheet in Annex 2 of the Luxembourg Prospectus. Entering into securities lending transactions exposes the relevant Fund to, among others, operational, custody, counterparty and liquidity risks, as further described below. The loaned securities may not be returned by the counterparty in a timely manner or at all, which would interfere with the Fund's ability to vote proxies or settle transactions. Plus, there is also the risk of a loss of rights in the collateral if the counterparty or the securities lending agent defaults. Please also refer to Annex 1 of the Luxembourg Prospectus for more details on the management of collateral, the eligible collateral, the reinvestment on collateral and the collateral policy. Additionally, the Fund may lose money from the reinvestment of collateral received in the context of a securities lending transaction in investments that decline in value, default or do not perform as expected. The relevant Fund will enter into securities lending transactions only with counterparties deemed by the Investment Adviser(s) of the Fund to be in good standing and when, in the Investment Adviser(s)' judgment, the income earned would justify the risks. In case of cash collateral reinvestment, all risks associated with a normal investment will apply.

Operational Risk

The Company or any of its Funds may be exposed to operational risks, being the risk that internal processes, including those of the service providers mentioned in the Luxembourg Prospectus,

may fail, resulting in delays or losses. Operational risks include but are not limited to processes related to the safekeeping of assets, their valuation and execution of transactions.

Counterparty Risk

The Fund conducts transactions with counterparties, which puts the Fund at risk should a counterparty fail to meet its contractual obligations in a transaction due to insolvency, bankruptcy or other causes. This may entail the Fund to delayed delivery and have an adverse impact on the performance of the Fund. In the case of default of the counterparty, the amount, nature and timing of recovery may be uncertain.

Custody Risk

The Company's assets are held in custody by the Depositary, which exposes the Company to custodian risk. This means that the Company is exposed to the risk of loss of assets placed in custody as a result of insolvency, negligence or fraudulent trading by the Depositary.

Legal Risk

There is a risk that agreements and derivatives techniques are terminated due, for instance, to bankruptcy, supervening illegality or change in tax or accounting laws. In such circumstances, the Fund may be required to cover any losses incurred.

Furthermore, certain transactions are entered into on the basis of complex legal documents. Such documents may be difficult to enforce or may be the subject of a dispute as to interpretation in certain circumstances. Whilst the rights and obligations of the parties to a legal document may be governed by Luxembourg law, in certain circumstances (for example insolvency proceedings) other legal systems may take priority which may affect the enforceability of existing transactions.

Conflict of Interest Risk

Conflict of interest may arise when a stakeholder may disadvantage one party over another when holding multiple interests. Conflict of interest may concern but are not limited to the Depositary obligations and securities lending transactions. Conflicts of interest may disadvantage the Fund or induce legal issues. In the event of any potential conflict of interest which may arise during the normal course of business, the relevant stakeholders will at all times have regard to their obligations.

All revenues from securities lending transactions shall be payable to the relevant Fund following the deduction of compensation to the securities lending agent for its services.

10.2.26 Market Conditions

The value of, and the income generated by, the securities in which a Fund invests may decline, sometimes rapidly or unpredictably, due to factors affecting certain issuers, particular industries or sectors, or the overall markets. Rapid or unexpected changes in market conditions could cause the Fund to liquidate its holdings at inopportune times or at a loss or depressed value. The value of a particular holding may decrease due to developments related to that issuer, but also due to general market conditions, including real or perceived economic developments such as changes in interest rates, credit quality, inflation, or currency rates, or generally adverse investor sentiment. The value of a holding may also decline due to factors that negatively affect a particular industry or sector, such as labor shortages, increased production costs, or competitive conditions.

Global economies and financial markets are highly interconnected, and conditions and events in one country, region or financial market may adversely impact issuers in a different country, region or financial market. Furthermore, local, regional and global events such as war, acts of terrorism, cybersecurity events, social unrest, natural disasters, the spread of infectious illness or other public health threats as well as other circumstances in one country or region, including actions taken by governmental or quasi-governmental authorities in response to any of the foregoing, could also adversely impact issuers, markets and economies, including in ways that cannot necessarily be foreseen. Furthermore, sanctions may be issued on target states, entities, organisations or individuals. Funds could be negatively impacted if the value of a portfolio holding were harmed by such conditions or events.

Significant market disruptions, such as those caused by pandemics, natural or environmental disasters, war, acts of terrorism, or other events, can adversely affect local and global markets and normal market operations. Market disruptions may exacerbate political, social, and economic risks. Additionally, market disruptions may result in increased market volatility; regulatory trading halts; closure of domestic or foreign exchanges, markets, or governments; or market participants operating pursuant to business continuity plans for indeterminate periods of time. Such events can be highly disruptive to economies and markets and significantly impact individual companies, sectors, industries, markets, currencies, interest and inflation rates, credit ratings, investor sentiment, and other factors affecting the value of a Fund's investments and operation of a Fund. These events could disrupt businesses that are integral to a Fund's operations or impair the ability of employees of fund service providers to perform essential tasks on behalf of a Fund.

Governmental and quasi-governmental authorities may take a number of actions designed to support local and global economies and the financial markets in response to economic disruptions. Such actions may include a variety of significant fiscal and monetary policy changes, including, for example, direct capital infusions into companies, new monetary programs and significantly lower interest rates. These actions may result in significant expansion of public debt and may result in greater market risk. Additionally, an unexpected or quick reversal of these policies, or the ineffectiveness of these policies, could negatively impact overall investor sentiment and further increase volatility in securities markets.

10.2.27 Inflation/Deflation risk

The Funds may be subject to inflation and deflation risk. Inflation risk is the risk that the present value of assets or income from investments will be less in the future as inflation decreases the value of money. As inflation increases, the present value of the Funds assets can decline. Deflation risk is the risk that prices throughout the economy decline over time. Deflation may have an adverse effect on the creditworthiness of issuers and may make issuer default more likely, which may result in a decline in the value of the Funds assets.

10.2.28 Cybersecurity risks

With the increased use of technologies such as the Internet to conduct business, the Company has become potentially more susceptible to operational and information security risks through breaches in cybersecurity. In general, a breach in cybersecurity can result from either a deliberate attack or an unintentional event. Cybersecurity breaches may involve, among other things, "ransomware" attacks, injection of computer viruses or malicious software code, or the use of vulnerabilities in code to gain unauthorized access to digital information systems, networks or devices that are used directly or indirectly by the fund or its service providers through "hacking" or other means. Cybersecurity risks also include the risk of losses of service resulting from external attacks that do not require unauthorized access to the Company's, the Management Company's and the Investment Advisers' and Sub-Advisers' respective systems, networks or devices. For example, denial-of-service attacks on the Investment Advisers and Sub-Adviser's or an Affiliate's website could effectively render the Company's network services unavailable to Shareholders and other intended end-users. Any such cybersecurity breaches or losses of service may, among other things, cause the Company to lose proprietary information, suffer data corruption or lose operational capacity, or may result in the misappropriation, unauthorized release or other misuse of the fund's assets or sensitive information (including shareholder personal information or other confidential information), the inability of Shareholders to transact business, or the destruction of the Company's physical infrastructure, equipment or operating systems. These, in turn, could cause the Company and/or the Management Company to violate applicable privacy and other laws and incur or suffer regulatory penalties, reputational damage, additional costs (including compliance costs) associated with corrective measures and/or financial loss. While the Company, the Management Company and its Investment Advisers and Sub-Adviser have established business continuity plans and risk management systems designed to prevent or reduce the impact of cybersecurity attacks, there are inherent limitations in such plans and systems due in part to the ever-changing nature of technology and cybersecurity attack tactics, and there is a possibility that certain risks have not been adequately identified or prepared for. In addition, cybersecurity failures by or breaches of the Company's, the Management Company's and the Investment Advisers' and Sub-Advisers' third-party service providers (including, but not limited to, the Company's Investment Advisers and Sub-Adviser, Depositary and Custodian, Administrative Manager and Paying Agent) may disrupt the business operations

of the service providers and of the Company, the Management Company and Investment Advisers and Sub-Advisers, potentially resulting in financial losses, the inability of Shareholders to transact business with the Company and of the Company, the Management Company and Investment Advisers and Sub-Advisers to process transactions, the inability of the fund to calculate its net asset value, violations of applicable privacy and other laws, rules and regulations, regulatory fines, penalties, reputational damage, reimbursement or other compensatory costs and/or additional compliance costs associated with implementation of any corrective measures. The Company and its Shareholders could be negatively impacted as a result of any such cybersecurity breaches, and there can be no assurance that the Company will not suffer losses relating to cybersecurity attacks or other informational security breaches affecting the Company's, the Management Company's and Investment Advisers' and Sub-Advisers' third-party service providers in the future, particularly as the Company cannot control any cybersecurity plans or systems implemented by such service providers. Cybersecurity risks may also impact issuers of securities in which the Company invests, which may cause the Company's investments in such issuers to lose value.

10.2.29 Liquidity Risk

Some Fund holdings may be deemed to be less liquid because they cannot be readily sold without significantly impacting the value of the holdings, or may become difficult or impossible to sell, particularly during times of market turmoil. Liquidity may be impacted by the lack of an active market for a holding, legal or contractual restrictions on resale, or the reduced number and capacity of market participants to make a market in such holding. Market prices for less liquid holdings may be volatile or difficult to determine, and reduced liquidity may have an adverse impact on the market price of such holdings. During times of market turmoil, there have been, and may be, no buyers or sellers for securities in entire asset classes. Additionally, the sale of less liquid holdings may involve substantial delays (including delays in settlement) and additional costs and the Fund may have more difficulty to sell such holdings when necessary to meet its liquidity needs, or try to limit losses, or may be forced to sell at a loss.

The Management Company has established, implemented and consistently applies a liquidity risk management framework which sets out the governance standards and requirements for the oversight of liquidity risk in relation to the Funds which will be reviewed by the Management Company periodically and as needed. The framework outlines the responsibilities for assessing, monitoring, and providing independent oversight of liquidity risks of the Funds and to ensure compliance with the internal liquidity parameters so that the Funds can meet their obligations arising from redemptions at the request of Shareholders.

The liquidity risk monitoring, management and oversight process is managed by the independent risk management function which has oversight of the entire risk management programme, is responsible for its performance and reports the outcome to senior management and relevant boards which act as a point of escalation.

Qualitative and quantitative assessments of liquidity risks at a portfolio and security level are performed to ensure that investment portfolios are appropriately liquid to process Shareholders' redemption requests. In this context, Funds are reviewed individually with respect to liquidity risks. In addition, any concentration of Shareholders in the Funds is regularly reviewed to assess their potential impact on anticipated financial obligations of the Funds. The Management Company's assessment of liquidity risks within Funds includes (but is not limited to) consideration of the investment strategy, the dealing frequency, the underlying assets' liquidity (and their valuation) and type of investors.

10.2.30 Sustainability Risks

Sustainability Risks identified by Capital Group are taken into account in the investment decision making process as described under the section "Sustainability-related Disclosures" of the Luxembourg Prospectus. Sustainability Risks will have different levels of severity and magnitude depending on regional or sectoral specificities. Below we detail the areas which, in aggregate, represent the most substantial areas of sustainability risk for the Funds. Funds may be adversely affected as a result of the below mentioned risks. More information on Sustainability Risks as described in the ESG Policy may be obtained from [https://www.capitalgroup.com/content/dam/cgc/tenants/eacg/esg/files/esg-policy-statement\(en\).pdf](https://www.capitalgroup.com/content/dam/cgc/tenants/eacg/esg/files/esg-policy-statement(en).pdf).

Climate Change

Most climate related risks come from transition risk as policymakers accelerate action to limit global warming to two degrees. As a result, some assets may become stranded in the face of regulation such as carbon taxes or pricing which changes the economics of their business. As the risks and opportunities from climate change materialise, lifecycle emissions from products are also of increased importance, which will create second order impacts in other sectors. The energy transition will trigger innovation and new consumer preferences which will impact still more sectors. Depending on their operational footprint, increased exposure to physical climate risks such as extreme weather events create a more volatile operating backdrop for companies and put countries growth under pressure.

Data Security and Data Reliance

As the use of vast amounts of data becomes the norm and privacy and security issues become more frequent, ensuring the protection and responsible use of data has become critically important. Vulnerability to data theft or leakage could have a significant impact on consumer trust and result in a loss of market share.

In addition, the Investment Adviser may be reliant on third-party data vendors or a combination of third-party data and Capital Group's proprietary research and analysis. Third party data vendors may not provide complete coverage of issuers that we might invest in, vendors may evaluate issuers inconsistently when assessing a particular issuer characteristic, and the scope of vendor coverage and the criteria that vendors use for inclusion or exclusion change over time. Issuers themselves may also publish or provide incorrect or inconsistent sustainability-related data that we and others may rely on. The Investment Adviser's systems and disclosure might lag behind or not keep up to date with vendor practices or updated issuer data. The associated repercussions, combined with heightened regulatory scrutiny of these risks, could lead to regulatory fines and reputational risks.

Governance

Governance shortcomings in board composition, independence, ethical standards or shareholder rights protection could lead to unanticipated losses. A lack of accountability, transparency or robust controls may result in non-compliance fines. Executive compensation can also create misaligned incentives and lead to operational and regulatory risk. Strong governance is also important at a sovereign level.

Human Capital

Companies with inadequate policies or unfit culture may face immediate short term operational and reputational risks. A company may lose its license to operate or may incur financial fines due to workplace controversies, poor safety records or labour law violations.

The Investment Advisers consider collective bargaining, culture and employee sentiment, diversity, workforce composition, employee turnover and compensation. A lack of investment and education in a workforce at a company or sovereign level poses a potential risk. The Investment Advisers also place heightened focus on human rights violations at a company and sovereign level.

Supply Chains

Inadequate oversight, extensive outsourcing and poor supply chain standards may expose companies to risks. Sourcing natural resources and other products from regions with a history of corruption, low regulatory standards, modern slavery or political instability could lead to reputational and regulatory risks. Evolving customer preferences may also demand more sustainable sourcing which could lead to higher procurement costs.

Lobbying & Business Ethics

Unethical and illegal business practices can pose significant regulatory and financial risks. Inadequate anti-corruption, tax, lobbying and bribery policies and controls could result in adverse consequences for both corporate and sovereign issuers. These risks may be more prominent

based on geography.

Exposure to Historic Controversies

Historic controversies, if not adequately addressed by the companies, can be a source of risk. As a result, the Investment Advisers monitor all Fund holdings against several 3rd party data sources to identify exposure to these, with a particular focus on capturing risks from human rights controversies, issues relating to severe environmental degradation or poor labour practices.

Other and Emerging Sustainability Risks

In addition to the above risks, from the perspective of products and consumer, consumer safety and product quality are monitored alongside product affordability in relevant sectors. In certain sectors and sovereigns, contribution or inaction regarding social health and nutrition can also trigger regulatory considerations. Operational and reputational risks for industries with high water consumptions, especially when operating in water scarce regions are also monitored. Similarly, the direct and indirect impact of manufactured products, including pollutants and toxic waste, on local communities, ecosystems and biodiversity can lead to reputational and regulation risks for any misconduct. As such ESG considerations continue to be integrated in financial services, companies with heightened Sustainability Risk may face financing challenges.

We also recognise that additional Sustainability Risks exist at a sovereign level given physical risks such as water shortages, exposure to extreme weather events, the quality of agriculture and biodiversity, and the quality of infrastructure.

As well as the Sustainability Risks that we identify in our bottom-up framework, the Investment Advisers use a range of third-party data sources to systematically screen portfolios for Sustainability Risks and identify emerging risks.

The Investment Advisers engage with companies to ensure that Sustainability Risks are being appropriately addressed.

Before investing in the Funds, potential investors should consider and satisfy themselves as to the risks of investing in the Funds. The risks described above and in the Luxembourg Prospectus should not be considered to be an exhaustive list of the risks of investing in the Funds and potential investors should be aware that investments in the Funds may be exposed to other risks of exceptional nature from time to time.

11. SUBSCRIPTION AND ISSUE OF SHARES

11.1 Subscription Procedure

Shares are offered for subscription on each Valuation Date⁹. The subscription price per Share on each Valuation Date is the corresponding net asset value per Share (the “**Net Asset Value**”), potentially adjusted upwards or downwards as the case may be as described under the section headed “Swing pricing adjustment” of the Luxembourg Prospectus. Any applicable sales charge as described in the section headed “Charges, Expenses and Fees” of the Luxembourg Prospectus may be added to such amount.

Payment of subscription amounts must be made in any available Payment Currency¹⁰. Shares will be issued in that same Payment Currency, unless specifically instructed otherwise by the investor,

⁹ A “Valuation Date” means the date as of which the assets of a given Fund are valued, which refers to each Business Day, other than days (as determined by the Board or the Management Company at their discretion) on which any market(s) representing a meaningful portion of the Fund’s portfolio is closed. For the purpose of this paragraph, the market to be considered is the market where the relevant instrument is traded. (A list of such dates is available on capitalgroup.com/asia). A “Business Day” means a day (other than a Saturday, a Sunday or 24 December in each year) on which banks are generally open for business in Luxembourg or such other days as the Company may decide.

¹⁰ “Payment Currency” means a currency in which subscription monies may generally be paid and in which an official Net Asset Value of each Fund is available. The list of available Payment Currencies in each active Class and Equivalent Class can be found online on the Management Company’s webpage at

who may in this case incur currency exchange costs. Subscription amounts received in any convertible currency other than an available Payment Currency will generally be converted by the administrative manager before being invested in Shares, on behalf of the investor and at his expense and risk, into the relevant Fund base currency. The subscription will then take place in the relevant Fund base currency.

Shares will be issued only after:

- (i) the investor has opened an account with the Company (please refer to the section headed “Account Opening” in the Luxembourg Prospectus for more details);
- (ii) a completed and valid Transaction Request Form¹¹ (available from the transfer agent or appointed distributors in Singapore upon request) has been received by the Management Company (through the transfer agent or appointed distributors in Singapore) not later than 1:00 p.m. Luxembourg time on the Valuation Date (subject to the subsequent paragraph regarding subscriptions with a value greater than certain amount);
- (iii) the full amount of cleared funds in an available Payment Currency has been verified in the collection account by the Depositary/Custodian through its standardised cash verification system; and
- (iv) the subscription has been accepted by the Management Company.

In the event of a subscription on any Valuation Date for Shares with a value greater than USD 10 million or equivalent in relation to CGJPELU, USD 25 million or equivalent in relation to CGGHIOLU, and CGEMDLU, and USD 50 million or equivalent in relation to CGEMLCDLU and CGETOPLU, Shares will only be issued after:

- (i) the investor has opened an account with the Company (please refer to the section headed “Account Opening” in the Luxembourg Prospectus for more details);
- (ii) a completed and valid Transaction Request Form (available from the transfer agent or appointed distributors in Singapore upon request) has been received by the Management Company (through the transfer agent or appointed distributors in Singapore) 3 calendar days (excluding Saturday and Sunday) before the Valuation Date (the “**Subscription Pre-notification Date**”), not later than 1:00 p.m. Luxembourg time; and
- (iii) the subscription has been accepted by the Management Company.

The Management Company may, at its discretion, require that the payment of such large subscription be made in the base currency of the relevant Fund. The Management Company may, at its discretion, accept on any Valuation Date subscription for Shares with a value greater than the aforesaid amounts applicable to the relevant Funds, even if received after the Subscription Pre-notification Date and no later than the Dealing Deadline on that Valuation Date.

Furthermore, large subscriptions, redemptions or switches of Shares of one Fund into Shares of the same Class and Equivalent Classes in another Fund may, for a short time, impact the compliance of the Fund with its investment policy, its limits and/or its compliance with the General Investment Guidelines and Restrictions specified in Annex 1 of the Luxembourg Prospectus until the subscription, redemption or switch amounts, as the case may be, have been invested or divested. The Fund will adopt as a priority objective the remedying of that situation, acting in the best interests of the Shareholders.

In cases where an investor invests in the Company through an intermediary, (i) it may not always be possible for the investor to exercise certain shareholder rights directly against the Company and (ii) investors' rights to indemnification in the event of NAV errors/non-compliance with the investment rules applicable to a Fund may be impacted and only exercisable indirectly. Investors are advised to take advice on their rights.

Please refer to the section headed “Issue of Shares” in the Luxembourg Prospectus for more information.

capitalgroup.com/asia. Investors may pay the subscription amounts for each available Share Class in SGD as may be approved in the sole and absolute discretion of the Management Company from time to time by submitting such request to the transfer agent or appointed distributors in Singapore.

¹¹ “Transaction Request Form” means the form to be used for transacting in Shares.

11.2 The Eligibility of Investors, the Minimum Initial Investment Amount and Minimum Subsequent Investment Amount

Class	Eligible investors	Minimum initial investment amount
Class A4 and Equivalent Classes	Qualifying Institutional Investors (as defined below), and/or Capital Group Investors ¹² subject to conditions established from time to time by Capital Group. Eligibility is subject, in each Fund, to an initial investment and minimum amount to be held at any time as indicated in the right column by Qualifying Institutional Investors	USD 10 million or equivalent ¹³ (for all Funds, where applicable, except CGETOPLU)
		USD 5 million or equivalent ⁹ (for CGETOPLU)
Class A7 and Equivalent Classes	Qualifying Institutional Investors (as defined below), and/or Capital Group Investors subject to conditions established from time to time by Capital Group. Eligibility is subject, in each Fund, to an initial investment and minimum amount to be held at any time as indicated in the right column by Qualifying Institutional Investors	USD 100 million or equivalent ⁹ (for all Funds, where applicable, except CGETOPLU and CGEMGLU)
		USD 10 million or equivalent ⁹ (for CGETOPLU and CGEMGLU)
Class A9 and Equivalent Classes	Qualifying Institutional Investors (as defined below), and/or Capital Group Investors subject to conditions established from time to time by Capital Group. Eligibility is subject, in each Fund, to an initial investment and minimum amount to be held at any time as indicated in the right column by Qualifying Institutional Investors	USD 250 million or equivalent ⁹ (for all Funds, where applicable, except CGETOPLU, CGEMGLU)
		USD 100 million or equivalent ⁹ (for CGETOPLU and CGEMGLU)

¹² A "Capital Group Investor" is an investor who has been approved as a shareholder of the Company by the Management Company, subject to conditions established from time to time by Capital Group.

¹³ Unless a lower amount is approved by the Management Company's Board of Directors or results from market action. Different investment minima may apply if Shares are purchased with the assistance of a distributor, as further detailed under the section headed "Distributors and other Intermediaries" in the Luxembourg Prospectus.

Class A11 and Equivalent Classes	Qualifying Institutional Investors (as defined below), and/or Capital Group Investors subject to conditions established from time to time by Capital Group. Eligibility is subject, in each Fund, to an initial investment and minimum amount to be held at any time as indicated in the right column by Qualifying Institutional Investors	USD 500 million or equivalent ⁹ (for all Funds, where applicable, except CGEMGLU)
		USD 250 million or equivalent ⁹ (for CGEMGLU)
Class A13 and Equivalent Classes	Qualifying Institutional Investors (as defined below), and/or Capital Group Investors subject to conditions established from time to time by Capital Group. Eligibility is subject, in each Fund, to an initial investment and minimum amount to be held at any time as indicated in the right column by Qualifying Institutional Investors	USD 750 million or equivalent ⁹ (for all Funds, where applicable, except for CGETOPLU)
		USD 250 million or equivalent ⁹ (for CGETOPLU)
Class A15 and Equivalent Classes	Qualifying Institutional Investors (as defined below), and/or Capital Group Investors subject to conditions established from time to time by Capital Group. Eligibility is subject, in each Fund, to an initial investment and minimum amount to be held at any time as indicated in the right column by Qualifying Institutional Investors	USD 1,000 million or equivalent ⁹ (for CGEBLU, CGEMDLU and CGEMLCDLU only)
Class B and Equivalent Classes	Individual investors investing either with the assistance of distributors, or directly	No initial investment and minimum amount is required

Class BL and Equivalent Classes	Only Distributors with an (i) established investment in the Class prior to 1 January 2021 and (ii) which meet the minimum initial investment and amount to be held at any time as indicated in the right column, as well as a separate agreement.	USD 100 million or equivalent ⁹ and by separate agreement
Class C and Equivalent Classes	Institutional Investors ¹⁴ which are Capital Group Investors, subject to conditions established from time to time by Capital Group, including the entering into a separate agreement with respect to management fee, the Annual Administration Charge ¹⁵ and/or other fund expenses, which are not deducted from these Shares' Net Asset Value	None
Class L and Equivalent Classes	(i) Distributors who are directly compensated by investors through separate fee arrangements, and are not allowed to accept and keep trail commissions, either due to regulatory restrictions such as EC Directive 2014/65/EC as amended (commonly referred to as "MiFID II")	By separate agreement

¹⁴ "Institutional Investor" means an investor meeting the requirements to qualify as an institutional investor for the purposes of Article 174 of the Law.

¹⁵ **(With effect from 1 January 2025)** The Company pays an Annual Administration Charge to the Management Company. The Annual Administration Charge is used by the Management Company to pay certain charges and expenses incurred in relation to the operation and administration of the Company and the Funds. The Annual Administration Charge is a fixed-rate charge accrued on a daily basis by reference to the Net Asset Value and is payable monthly in arrears to the Management Company. The Annual Administration Charge is charged first against income. In the event the actual costs incurred by the Funds exceed the level of the Annual Administration Charge applicable to a Class, the Management Company will bear the excess. The effective Annual Administration Charge is accrued at each Valuation Date. For more information on the costs covered under the Annual Administration Charge, please refer to the section "Charges, Expenses and Fees" of the Luxembourg Prospectus.

	or similar laws and regulations or on the basis of contractual arrangements, (ii) Distributors who have entered into a separate agreement with the Management Company and have a significant investment in the relevant Fund as determined by the Management Company and (iii) Capital Group Investors subject to conditions established from time to time by Capital Group. Eligibility is subject, in each Fund, to an initial investment and minimum amount to be held at any time as indicated in the right column by the Distributor	
Class P and Equivalent Classes	(i) Distributors who are directly compensated by investors through separate fee arrangements, and are not allowed to accept and keep trail commissions, either due to regulatory restrictions such as EC Directive 2014/65/EC as amended (commonly referred to as "MiFID II") or similar laws and regulations or on the basis of contractual arrangements and (ii) Capital Group Investors subject to conditions established from time to time by Capital Group. Eligibility is subject, in each Fund, to an initial investment and minimum amount to be held at any time as indicated in the right column by the Distributor	USD 100 million or equivalent ⁹
Class S and Equivalent Classes	(i) Distributors who are directly compensated by the investors through separate fee arrangements, and are not allowed to accept and keep trail commissions, either due to regulatory restrictions such as EC Directive 2014/65/EC as amended (commonly referred to as "MiFID II")	By separate agreement

	or similar laws and regulations or on the basis of contractual arrangements and (ii) Capital Group Investors, subject to conditions established from time to time by Capital Group including, but not limited to, the entering into of a separate agreement.	
Class Z and Equivalent Classes	(i) Distributors who are directly compensated by investors through separate fee arrangements, and are not allowed to accept and keep trail commissions, either due to regulatory restrictions such as EC Directive 2014/65/EC as amended (commonly referred to as “MiFID II”) or similar laws and regulations or on the basis of contractual arrangements and (ii) Capital Group Investors subject to conditions established from time to time by Capital Group	No initial investment and minimum amount is required
Class ZL and Equivalent Classes	(i) Distributors who are directly compensated by investors through separate fee arrangements, and are not allowed to accept and keep trail commissions, either due to regulatory restrictions such as EC Directive 2014/65/EC as amended (commonly referred to as “MiFID II”) or similar laws and regulations or on the basis of contractual arrangements and (ii) Capital Group Investors subject to conditions established from time to time by Capital Group. Eligibility is subject, in each Fund, to an initial investment and minimum amount to be held at any time as indicated in the right column by the Distributor	USD 500 million or equivalent ⁹

“Qualifying Institutional Investors” means:

- (i) Where investing their own assets, pension funds, social security institutions, charitable endowments, corporate treasurers, insurance, reinsurance companies and sovereign wealth funds and any State or State related entity, all subscribing on their own behalf.
- (ii) Collective investment undertakings, holding companies, credit institutions and other regulated professionals of the financial sector investing in their own name but on behalf of Qualifying Institutional Investors (as defined above in sub-paragraph (i)).

All Qualifying Institutional Investors meet the conditions of Article 174 of the Law.

Subject to the Company's discretion to determine otherwise, there is no minimum subsequent investment amount in respect of each Class of the Funds.

11.3 Launch Date and Initial Subscription Price for CGWMILU

The launch date for CGWMILU will be on such date as may be determined by the Company and currently expected to be within 12 months from the date of registration of the Singapore Prospectus. The initial subscription price per Share for each Share Class will be USD 10 (or the equivalent price per Share in the currency of the Share Class) or such other price as may be determined by the Company.

11.4 Pricing and Dealing Deadline

Shares are offered on a forward pricing basis and the subscription price cannot be calculated at the time of application. The subscription price is calculated by dividing the Net Asset Value by the total number of Shares. Please refer to the section headed "Net Asset Value – Calculation Principles" in the Luxembourg Prospectus for more information.

The dealing deadline for the Funds is 1:00 p.m. Luxembourg time on every Valuation Date, Subscription Pre-notification Date and Redemption Pre-notification Date (as the case may be and where applicable) unless the Management Company accepts another cut-off time (the "Dealing Deadline", which is known as the "Cut-off Time" in the Luxembourg Prospectus). Subject to paragraph 11.1 above and the Management Company's discretion to determine otherwise, if the completed Transaction Request Form (together with all required identification documents) is received by the Management Company (through the transfer agent or the appointed distributors in Singapore) on a Valuation Date before the Dealing Deadline, Shares will be issued at the subscription price for that Valuation Date. If an application is received on the Valuation Date after the Dealing Deadline or at any time on a day which is not a Valuation Date, Shares will be issued at the subscription price for the next Valuation Date.

Distributors and other intermediaries may apply different subscription procedures, including an earlier dealing deadline, to subscriptions for shares made with their assistance; each distributor or other intermediary will inform investors of the subscription procedures relevant to them. Investors should note that they may be unable to open accounts or to transact in Shares on days on which the distributor or other intermediary is not open for business.

Please refer to the section headed "Distributors and Other Intermediaries" in the Luxembourg Prospectus for more information.

The Company, the Management Company and the distributors reserve the right to reject any application for subscription in whole or in part without giving any reason. If an application is rejected, the application monies or balance thereof will be, subject to applicable laws, returned at the risk of the applicant and without interest as soon as reasonably practicable at the cost of the applicant.

11.5 Swing Pricing Adjustment

A Fund may suffer dilution of the net asset value as a result of large subscriptions, redemptions or switches. In order to counter such dilution impact, the Company adopts a swing pricing mechanism as part of its valuation policy. If on any Valuation Date, the net aggregate amount of subscriptions or redemptions in Shares of a Fund exceeds a pre-determined threshold expressed as a percentage of the net asset value of that Fund, the net asset value may be adjusted upwards or downwards to reflect the costs attributable to the underlying trade in securities undertaken by the Investment advisers to accommodate inflows or outflows as the case may be. The swing

pricing mechanism is applied on the net aggregate amount of subscriptions or redemptions in Shares of a Fund and does not address the specific circumstances of each individual investor transaction. The price adjustment may vary from Fund to Fund and will normally not exceed 3% of the original net asset value. The Company may decide to (i) suspend the application of any swing pricing adjustment to the Net Asset Value of any particular Fund or (ii) increase this price adjustment limit, in exceptional circumstances such as pandemics, natural or environmental disasters, war, acts of terrorism, or other events leading to severe turmoil to protect the interests of Shareholders.

Please refer to the section headed “Swing pricing adjustment” of the Luxembourg Prospectus for detailed information on swing pricing.

11.6 Numerical Example of How Shares are Issued

The number of Shares issued based on a gross investment amount of \$1,000, a notional sales charge¹⁶ of 5.25% and a notional subscription price of \$1.00, is calculated as follows:

\$1,000	-	\$52.50	=	\$947.50	÷	\$1.00	=	947.50
gross investment amount		notional sales charge		net investment amount		notional subscription price (=Net Asset Value)		no. of Shares

Investors should note that the notional subscription price is for illustrative purposes only and is not indicative of any future or likely performance of any Fund.

11.7 Confirmation of Purchase

The relevant confirmations of Singapore Shareholder transactions detailing the investment amount and the number of Shares issued to Singapore investors will be sent by the Management Company's transfer agent normally within one Business Day following the day on which the Net Asset Value applicable to such purchase is determined.

11.8 Cancellation of Shares by Investors

A subscription request may not be withdrawn or amended by the investor after the Dealing Deadline of the relevant Valuation Date applicable to the subscription unless as decided by the Management Company in its sole discretion, subject to the fulfilment of certain conditions as set out in the Luxembourg Prospectus. Please refer to the section headed “Issue of Shares - Standard Subscription Procedures” in the Luxembourg Prospectus for more information.

11.9 Supplementary Retirement Scheme

You may also subscribe for Shares using SRS monies in respect of certain Funds and through certain Singapore distributors only. You should check with your Singapore distributors on the availability of such SRS subscriptions and any further details relating to such SRS subscriptions.

If you wish to subscribe for Shares with your SRS monies, you will have to give an authorisation to the relevant SRS Operator for monies to be withdrawn from your SRS Account to pay for the

¹⁶ No sales charge will be imposed by the Management Company on investors who subscribe for Shares through distributors in Singapore although investors should note that the distributors may impose a subscription charge separately. A sales charge of up to a maximum of 5.25% may be withheld by distributors and other intermediaries from any amount to be invested in all Classes with the exception of Class A4, Class A7, Class A9, Class A11, Class A13, Class A15 and Class C. The Management Company can also withhold a sales charge of up to a maximum of 5.25% from any amount to be invested in all Classes with the exception of Class A4, Class A7, Class A9, Class A11, Class A13, Class A15 and Class C. A switch from one Fund to another is deemed a sale for this purpose. Please refer to the section headed “Charges, Expenses and Fees”, in particular, the sub-section headed “Sales Charge Borne by the Investor” of the Luxembourg Prospectus for further information.

subscription of Shares.

In this paragraph 11.9, the following definitions shall apply:

"SRS" means the scheme referred to by the Ministry of Finance of Singapore as the Supplementary Retirement Scheme or such other scheme as shall replace or supersede it from time to time;

"SRS Account" means an account opened by an investor who is an SRS member with an SRS Operator; and

"SRS Operator" means any bank approved by the Ministry of Finance of Singapore as an SRS operator for the purpose of the SRS.

- 11.10 Further information on subscriptions of Shares of the Funds can be found under the section headed "Issue of Shares" and the relevant Annex 2 of the Luxembourg Prospectus.

12. REDEMPTIONS

12.1 Redemption Procedure

Shares will be redeemed by the Company at the relevant Net Asset Value, potentially adjusted upwards or downwards as the case may be as described under the section headed "Swing pricing adjustment" of the Luxembourg Prospectus, determined as of the Valuation Date on which a valid written request is received from a Shareholder by the Management Company (through the transfer agent or appointed distributors in Singapore) not later than the Dealing Deadline (less applicable redemption charge, if any).

For any redemption with a value greater than USD 10 million or equivalent in relation to CGJPELU, USD 25 million or equivalent in relation to CGGHIOLU, CGEMLCDLU and CGEMDLU, and USD 50 million or equivalent in relation to CGETOPLU, Shares will be redeemed by the Company at the relevant Net Asset Value, potentially adjusted upwards or downwards as the case may be as described under the section headed "Swing pricing adjustment" of the Luxembourg Prospectus, determined as of the relevant Valuation Date provided that a valid written request is received from a Shareholder 3 calendar days (excluding Saturday and Sunday) before the Valuation Date (the **"Redemption Pre-notification Date"**).

The Management Company may, at its discretion, accept on any Valuation Date redemption for Shares with a value greater than the aforesaid amounts applicable to the relevant Funds, even if received after the Redemption Pre-notification Date and no later than the Dealing Deadline on that Valuation Date.

Except if otherwise provided, Shares will be redeemed to the redeeming Shareholder only and provided that:

- (i) the Shareholder had provided the Management Company or the administrative manager with all required account opening documentation as described under the section headed "Account Opening" in the Luxembourg Prospectus; and
- (ii) a completed and valid Transaction Request Form (available from the transfer agent or appointed distributors in Singapore upon request) had been received by the Management Company (through the transfer agent or appointed distributors in Singapore) before the Dealing Deadline.

12.2 Minimum Holding and Redemption Amount

Class	Eligible investors	Minimum holding amount
Class A4 and Equivalent Classes	Qualifying Institutional Investors (as defined in paragraph 11.2 above), and/or Capital Group Investors ⁸ subject to conditions established	USD 10 million or equivalent ⁹ (for all Funds, where applicable, except CGETOPLU)

	from time to time by Capital Group. Eligibility is subject, in each Fund, to an initial investment and minimum amount to be held at any time as indicated in the right column by Qualifying Institutional Investors	USD 5 million or equivalent ⁹ (for CGETOPLU)
Class A7 and Equivalent Classes	Qualifying Institutional Investors (as defined in paragraph 11.2 above), and/or Capital Group Investors subject to conditions established from time to time by Capital Group. Eligibility is subject, in each Fund, to an initial investment and minimum amount to be held at any time as indicated in the right column by Qualifying Institutional Investors	USD 100 million or equivalent ⁹ (for all Funds, where applicable, except CGETOPLU, CGEMGLU)
		USD 10 million or equivalent ⁹ (for CGETOPLU and CGEMGLU)
Class A9 and Equivalent Classes	Qualifying Institutional Investors (as defined in paragraph 11.2 above), and/or Capital Group Investors subject to conditions established from time to time by Capital Group. Eligibility is subject, in each Fund, to an initial investment and minimum amount to be held at any time as indicated in the right column by Qualifying Institutional Investors	USD 250 million or equivalent ⁹ (for all Funds, where applicable, except CGETOPLU and CGEMGLU)
		USD 100 million or equivalent ⁹ (for CGETOPLU and CGEMGLU)
Class A11 and Equivalent Classes	Qualifying Institutional Investors (as defined in paragraph 11.2 above), and/or Capital Group Investors subject to conditions established from time to time by Capital Group. Eligibility is subject, in each Fund, to an initial investment and minimum amount to be held at any time as indicated in the right column by Qualifying Institutional Investors	USD 500 million or equivalent ⁹ (for all Funds, where applicable except CGEMGLU)
		USD 250 million or equivalent ⁹ (for CGEMGLU)
Class A13 and Equivalent Classes	Qualifying Institutional Investors (as defined in paragraph 11.2 above), and/or Capital Group Investors subject to conditions established from time to time by Capital Group.	USD 750 million or equivalent ⁹ (for all Funds, where applicable, except for CGETOPLU)

	Eligibility is subject, in each Fund, to an initial investment and minimum amount to be held at any time as indicated in the right column by Qualifying Institutional Investors	USD 250 million or equivalent ⁹ (for CGETOPLU)
Class A15 and Equivalent Classes	Qualifying Institutional Investors (as defined in paragraph 11.2 above), and/or Capital Group Investors subject to conditions established from time to time by Capital Group. Eligibility is subject, in each Fund, to an initial investment and minimum amount to be held at any time as indicated in the right column by Qualifying Institutional Investors	USD 1,000 million or equivalent ⁹ (for CGEBLU, CGEMDLU and CGEMLCDLU only)
Class B and Equivalent Classes	Individual investors investing either with the assistance of distributors, or directly	No initial investment and minimum amount is required
Class BL and Equivalent Classes	Only Distributors with an (i) established investment in the Class prior to 1 January 2021 and (ii) which meet the minimum initial investment and amount to be held at any time as indicated in the right column, as well as a separate agreement	USD 100 million or equivalent ⁹ and by separate agreement
Class C and Equivalent Classes	Institutional Investors which are Capital Group Investors, subject to conditions established from time to time by Capital Group, including the entering into a separate agreement with respect to management fee, the Annual Administration Charge ¹⁷ and/or other fund expenses, which	None

¹⁷ **(With effect from 1 January 2025)** The Company pays an Annual Administration Charge to the Management Company. The Annual Administration Charge is used by the Management Company to pay certain charges and expenses incurred in relation to the operation and administration of the Company and the Funds. The Annual Administration Charge is a fixed-rate charge accrued on a daily basis by reference to the Net Asset Value and is payable monthly in arrears to the Management Company. The Annual Administration Charge is charged first against income. In the event the actual costs incurred by the Funds exceed the level of the Annual Administration Charge applicable to a Class, the Management Company will bear the excess. The effective Annual Administration Charge is accrued at each Valuation Date. For more information on the costs covered under the Annual Administration Charge, please refer to the section "Chages, Expenses and Fees" of the Luxembourg Prospectus.

	are not deducted from these Shares' Net Asset Value	
Class L and Equivalent Classes	(i) Distributors who are directly compensated by investors through separate fee arrangements, and are not allowed to accept and keep trail commissions, either due to regulatory restrictions such as EC Directive 2014/65/EC as amended (commonly referred to as "MiFID II") or similar laws and regulations or on the basis of contractual arrangements, (ii) Distributors who have entered into a separate agreement with the Management Company and have a significant investment in the relevant Fund as determined by the Management Company and (iii) Capital Group Investors subject to conditions established from time to time by Capital Group. Eligibility is subject, in each Fund, to an initial investment and minimum amount to be held at any time as indicated in the right column by the Distributor	By separate agreement
Class P and Equivalent Classes	(i) Distributors who are directly compensated by investors through separate fee arrangements, and are not allowed to accept and keep trail commissions, either due to regulatory restrictions such as EC Directive 2014/65/EC as amended (commonly referred to as "MiFID II") or similar laws and regulations or on the basis of contractual arrangements and (ii) Capital Group Investors subject to conditions established from time to time by Capital Group. Eligibility is subject, in each Fund, to an initial investment and minimum amount to be held at	USD 100 million or equivalent ⁹

	any time as indicated in the right column by the Distributor	
Class S and Equivalent Classes	(i) Distributors who are directly compensated by the investors through separate fee arrangements, and are not allowed to accept and keep trail commissions, either due to regulatory restrictions such as EC Directive 2014/65/EC as amended (commonly referred to as "MiFID II") or similar laws and regulations or on the basis of contractual arrangements and (ii) Capital Group Investors, subject to conditions established from time to time by Capital Group including, but not limited to, the entering into of a separate agreement.	By separate agreement
Class Z and Equivalent Classes	(i) Distributors who are directly compensated by investors through separate fee arrangements, and are not allowed to accept and keep trail commissions, either due to regulatory restrictions such as EC Directive 2014/65/EC as amended (commonly referred to as "MiFID II") or similar laws and regulations or on the basis of contractual arrangements and (ii) Capital Group Investors subject to conditions established from time to time by Capital Group	No initial investment and minimum amount is required

Class ZL and Equivalent Classes	(i) Distributors who are directly compensated by investors through separate fee arrangements, and are not allowed to accept and keep trail commissions, either due to regulatory restrictions such as EC Directive 2014/65/EC as amended (commonly referred to as “MiFID II”) or similar laws and regulations or on the basis of contractual arrangements and (ii) Capital Group Investors subject to conditions established from time to time by Capital Group. Eligibility is subject, in each Fund, to an initial investment and minimum amount to be held at any time as indicated in the right column by the Distributor	USD 500 million or equivalent ⁹
--	---	--

Subject to the Company’s discretion to determine otherwise, there is no minimum redemption amount in respect of each Class of the Funds.

12.3 Pricing and Dealing Deadline

The redemption price per Share is calculated on a forward pricing basis and the redemption price of Shares cannot be ascertainable at the time of the redemption request. The redemption price is calculated by dividing the Net Asset Value by the total number of Shares. Please refer to the section headed “Net Asset Value – Calculation Principles” in the Luxembourg Prospectus for more information.

Please refer to paragraph 11.4 above for details on the Dealing Deadline. Subject to paragraph 12.1 above and the Management Company’s discretion to determine otherwise, if the completed Transaction Request Form (together with all required identification documents) is received by the Management Company (through the transfer agent or the appointed distributors in Singapore) on a Valuation Date before the Dealing Deadline, Shares will be redeemed at the redemption price for that Valuation Date. If an application is received on the Valuation Date after the Dealing Deadline or at any time on a day which is not a Valuation Date, Shares will be redeemed at the redemption price for the next Valuation Date.

Distributors and other intermediaries may apply different redemption procedures, including an earlier dealing deadline, to redemptions of shares made with their assistance; each distributor or other intermediary will inform investors of the redemption procedures relevant to them. Investors should note that they may be unable to open accounts or to transact in Shares on days on which the distributor or other intermediary is not open for business.

Please refer to the section headed “Distributors and Other Intermediaries” in the Luxembourg Prospectus for more information.

12.4 Numerical Example of Calculation of Redemption Proceeds

The amount of redemption proceeds based on a redemption of 1,000 Shares and a notional redemption price of \$1.10, is calculated as follows:

1,000 Shares	x	\$1.10	=	\$1,100.00
redemption request		notional redemption price(=Net Asset Value)		redemption proceeds*

* There is currently no automatic redemption charge imposed. However, where short-term and/or excessively frequent trading patterns and/or market timing practices have been identified, the Management Company may take appropriate measures to protect the interests of the Shareholders.

Please refer to the section headed “Protection Against Improper Trading Practices” of the Luxembourg Prospectus for more information.

Investors should note that the notional redemption price is for illustrative purposes only and is not indicative of any future or likely performance of any Fund.

12.5 Payment of Redemption Proceeds

Except if otherwise provided elsewhere, payment will normally be made:

- (i) to the redeeming Shareholders only;
- (ii) in the Payment Currency used for the Shareholder's original subscription, unless the redeeming Shareholder elects to receive the redemption amount in a different available Payment Currency, in which case the amount will be converted by the administrative manager into such currency at such Shareholder's expense and risk (although if, in its opinion, payment in any such currency is either not reasonably practical or prejudicial to the remaining Shareholders, the Company may in exceptional circumstances pay in any convertible currency of its choice);
- (iii) no later than the third calendar day (excluding Saturday and Sunday) after the Valuation Date on which the relevant Shares were redeemed or, if payments in the relevant currency cannot settle on such date, on the next calendar day (excluding Saturday and Sunday) on which the payment can settle, or if the final transaction amount, when placing an order in number of Shares, cannot be confirmed in due course, on the calendar day (excluding Saturday and Sunday) following this confirmation; and
- (iv) by electronic bank transfer to the account designated for this purpose (including all necessary details as specified in the Transaction Request Form) by the redeeming Shareholder in his redemption request.

If you have purchased Shares with SRS monies, redemption payments payable to you shall be paid by transferring the monies to the relevant SRS Operator for credit to your SRS Account or otherwise in accordance with the provisions of any applicable laws, regulations or guidelines.

12.6 Further information on redemption of Shares of the Funds can be found under the section headed “Redemption of Shares” and the relevant Annex 2 to the Luxembourg Prospectus.

13. SWITCHING

The Shareholders may apply for the switch of Shares of one Fund into Shares of the same Class and Equivalent Classes in another Fund on any day that is a Valuation Date for both Funds by submitting the relevant forms to the Management Company (through the transfer agent or the appointed distributors in Singapore). Shares for which valid switch instructions have been received by the Management Company (through the transfer agent or the appointed distributors in Singapore) no later than the Dealing Deadline on a Valuation Date or on the relevant Pre-notification Date for any switch of Shares with a value greater than the amount specified in the relevant Fund Information Sheet in Annex 2 of the Luxembourg Prospectus and accepted by the Management Company will be switched into Shares of the same Class of the other Fund as of that Valuation Date based on the Net Asset Values, potentially adjusted upwards or downwards as the case may be as described under the section headed “Swing pricing adjustment” of the Luxembourg Prospectus, of the relevant

Funds, determined as of the corresponding Valuation Date(s), in the Payment Currency of the existing holding.

Distributors and other intermediaries may apply different switch procedures, including an earlier dealing deadline, for switches between Funds made with their assistance; each distributor or other intermediary will inform investors of the switching procedures relevant to them. Investors should note that they may be unable to open accounts or to transact in Shares on days on which the distributor or other intermediary is not open for business.

Please refer to the section headed “Distributors and Other Intermediaries” in the Luxembourg Prospectus for more information.

A switch will only be processed if the resulting holding(s) of Shares meet(s) the applicable minimum holding and other requirements. Switches of Shares of one Class of a Fund into Shares of another Class (of either the same or a different Fund) are not permitted unless the Shareholder meets all requirements applicable to investments in the Class into which he requests to switch and the Management Company accepts such a switch. The Management Company reserves the right to refuse to accept any switch application at its discretion, without giving any reason.

For more information on switching, please refer to the section headed “Switches Between Funds” in the Luxembourg Prospectus.

14. OBTAINING PRICE INFORMATION

The Net Asset Value for all Classes of Shares will be published on the Company’s website, <https://www.capitalgroup.com/asia> and may be published in any other foreign publication as the Company may decide from time to time. The Net Asset Value will usually be available online at <https://www.capitalgroup.com/asia> either late on the relevant Valuation Date or early on the following Business Day.

Investors should note that the frequency of the publication of the prices is dependent on the publication policies of the publisher concerned. Save for any publications of the Company, the Company does not accept any responsibility for, where applicable, any errors on the part of the publisher concerned in the prices published in the newspapers or such other publication or for any non-publication or late publication of prices by such publisher.

15. SUSPENSION OF DETERMINATION OF NET ASSET VALUE AND OF ISSUE, SWITCH AND REDEMPTION OF SHARES

The Company or, upon delegation of the Company, the Management Company, may suspend the determination of the Net Asset Value of any or all Fund(s) or Class(es) and suspend the issue, switch and redemption of Shares of such Fund(s) or Class(es) in the circumstances described under the section headed “Suspension of Determination of Net Asset Value and of Issue, Switch and Redemption of Shares” of the Luxembourg Prospectus.

16. PERFORMANCE OF THE FUNDS

Please refer to the relevant Appendix to this Singapore Prospectus for further details on the performance of each Fund.

As all the Funds are actively-managed, the performance of the Funds are not measured against any benchmarks. Accordingly, no benchmark is used for any of the funds.

17. EXPENSE RATIOS AND TURNOVER RATIOS OF THE FUNDS

17.1 Expense Ratios

The expense ratios¹⁸ of each of the Classes of the Funds based on the Funds' latest audited accounts as at 31 December 2022 are:

Fund	Share Class	Expense Ratio (%)
CGGELU	A7	0.49
CGGELU	B	1.65
CGGELU	Bd	1.65
CGGELU	C	0.12
CGGELU	Cdh-JPY	0.12
CGGELU	P	0.75
CGGELU	Z	0.90
CGGELU	Zd	0.90
CGGELU	ZL	0.68
CGGELU	ZLd	0.68
CGJPELU	A4	0.52
CGJPELU	B	1.65
CGJPELU	Bd	1.65
CGJPELU	Bgd	1.65
CGJPELU	Bgdh-EUR	1.65
CGJPELU	Bh-EUR	1.65
CGJPELU	Bh-USD	1.65
CGJPELU	C	0.15
CGJPELU	Cgd	0.15
CGJPELU	Ch-GBP	0.15
CGJPELU	Pd	0.75
CGJPELU	Pdh-EUR	0.75
CGJPELU	Pdh-GBP	0.75
CGJPELU	Pdh-USD	0.75
CGJPELU	Z	0.90
CGJPELU	Zd	0.90
CGJPELU	Zgdh-GBP	0.90
CGJPELU	Zh-CHF	0.90
CGJPELU	Zh-EUR	0.90
CGJPELU	Zh-GBP	0.90
CGJPELU	Zh-USD	0.90
CGJPELU	ZL	0.68
CGJPELU	ZLd	0.68
CGJPELU	ZLh-CHF	0.68
CGJPELU	ZLh-EUR	0.68
CGJPELU	ZLh-USD	0.68
CGWDGLU	A7	0.49

¹⁸ The total expense is made up of the management fee, fund administration fee, custody fees and other costs such as legal and audit fees, foreign registration costs, printing and mailing costs and the Luxembourg "taxe d'abonnement" (a tax per annum on the total net assets of a fund). The expense ratios are calculated in accordance with the requirements in the Investment Management Association of Singapore's guidelines on the disclosure of expense ratios. The following expenses, where applicable, are excluded from the calculation of the expense ratios:

- (a) interest expense;
- (b) brokerage and other transaction costs;
- (c) foreign exchange gains and losses;
- (d) front-end or back-end loads and other costs arising on the purchase or sale of other funds;
- (e) tax deducted at source or arising from income received, including withholding tax; and
- (f) dividends and other distributions paid to Shareholders.

Fund	Share Class	Expense Ratio (%)
CGWDGLU	B	1.65
CGWDGLU	Bd	1.65
CGWDGLU	Bgd	1.65
CGWDGLU	C	0.15
CGWDGLU	Cad	0.00
CGWDGLU	Cgd	0.15
CGWDGLU	Z	0.90
CGWDGLU	Zd	0.90
CGWDGLU	Zgd	0.90
CGWDGLU	ZL	0.68
CGWDGLU	ZLd	0.68
CGEGILU	A4	0.53
CGEGILU	B	1.65
CGEGILU	Bd	1.65
CGEGILU	Bgd	1.65
CGEGILU	Bgdm	1.65
CGEGILU	Bgdmh-USD	1.65
CGEGILU	Bh-USD	1.65
CGEGILU	C	0.15
CGEGILU	Cgd	0.15
CGEGILU	P	0.75
CGEGILU	Z	0.90
CGEGILU	Zd	0.90
CGEGILU	Zgdh-GBP	0.90
CGEGILU	Zh-GBP	0.90
CGEGILU	Zh-USD	0.90
CGEGILU	ZL	0.68
CGEGILU	ZLd	0.68
CGEGILU	ZLh-GBP	0.68
CGGALU	A4	0.59
CGGALU	A7	0.49
CGGALU	A7d	0.49
CGGALU	A7dm	0.49
CGGALU	A7h-EUR	0.49
CGGALU	B	1.63
CGGALU	Bd	1.63
CGGALU	Bdh-EUR	1.63
CGGALU	Bgd	1.63
CGGALU	Bgdh-EUR	1.63
CGGALU	Bh-EUR	1.63
CGGALU	C	0.10
CGGALU	Cgd	0.10
CGGALU	Ch-JPY	0.10
CGGALU	P	0.74
CGGALU	Z	0.88
CGGALU	Zd	0.89
CGGALU	Zgd	0.89
CGGALU	Zh-EUR	0.88
CGGALU	ZL	0.65

Fund	Share Class	Expense Ratio (%)
CGGALU	ZLd	0.66
CGGALU	ZLh-EUR	0.66
CGGHIOLU	A4	0.52
CGGHIOLU	A7	0.44
CGGHIOLU	A7d	0.44
CGGHIOLU	A9	0.39
CGGHIOLU	B	1.64
CGGHIOLU	Bd	1.64
CGGHIOLU	Bdh-EUR	1.64
CGGHIOLU	Bdh-GBP	1.64
CGGHIOLU	Bfdm	1.64
CGGHIOLU	Bfdmh-AUD	1.64
CGGHIOLU	Bfdmh-CNH	1.64
CGGHIOLU	Bfdmh-EUR	1.64
CGGHIOLU	Bfdmh-GBP	1.64
CGGHIOLU	Bfdmh-SGD	1.64
CGGHIOLU	Bgd	1.64
CGGHIOLU	Bgdh-EUR	1.64
CGGHIOLU	Bgdh-GBP	1.64
CGGHIOLU	Bh-EUR	1.64
CGGHIOLU	Bh-GBP	1.64
CGGHIOLU	Bh-SGD	1.64
CGGHIOLU	C	0.10
CGGHIOLU	Cadmh-AUD	0.00
CGGHIOLU	Cd	0.10
CGGHIOLU	Cgd	0.10
CGGHIOLU	Ch-CHF	0.10
CGGHIOLU	Ch-JPY	0.10
CGGHIOLU	P	0.73
CGGHIOLU	Pdm	0.75
CGGHIOLU	Pgd	0.74
CGGHIOLU	Pgdh-GBP	0.74
CGGHIOLU	Ph-EUR	0.74
CGGHIOLU	Ph-GBP	0.74
CGGHIOLU	Z	0.89
CGGHIOLU	Zd	0.89
CGGHIOLU	Zdh-EUR	0.89
CGGHIOLU	Zdh-GBP	0.89
CGGHIOLU	Zdm	0.85
CGGHIOLU	Zfdmh-SGD	0.85
CGGHIOLU	Zgd	0.89
CGGHIOLU	Zgdh-GBP	0.90
CGGHIOLU	Zh-CHF	0.89
CGGHIOLU	Zh-EUR	0.88
CGGHIOLU	Zh-GBP	0.89
CGGHIOLU	ZL	0.66
CGGHIOLU	ZLd	0.66
CGGHIOLU	ZLdh-EUR	0.67
CGGHIOLU	ZLh-CHF	0.66

Fund	Share Class	Expense Ratio (%)
CGGHIOLU	ZLh-EUR	0.66
CGGHIOLU	ZLh-GBP	0.66
CGGBLU	A4	0.36
CGGBLU	A7	0.32
CGGBLU	B	1.10
CGGBLU	Bd	1.10
CGGBLU	C	0.10
CGGBLU	Cd	0.10
CGGBLU	Cdh-EUR	0.10
CGGBLU	Cgdh-EUR	0.10
CGGBLU	Ch-CHF	0.10
CGGBLU	Ch-JPY	0.10
CGGBLU	Ch-USD	0.10
CGGBLU	P	0.50
CGGBLU	Z	0.60
CGGBLU	Zd	0.60
CGGBLU	Zh-EUR	0.60
CGGBLU	Zh-USD	0.60
CGGBLU	ZL	0.45
CGGBLU	ZLd	0.45
CGEBLU	A4	0.30
CGEBLU	A7	0.27
CGEBLU	A11	0.20
CGEBLU	A13	0.18
CGEBLU	A13h-CHF	0.18
CGEBLU	B	1.10
CGEBLU	Bd	1.10
CGEBLU	C	0.10
CGEBLU	Cgd	0.10
CGEBLU	Ch-CHF	0.10
CGEBLU	Ch-USD	0.10
CGEBLU	P	0.50
CGEBLU	Z	0.60
CGEBLU	Zd	0.60
CGEBLU	Zh-USD	0.60
CGEBLU	ZL	0.45
CGEBLU	ZLd	0.45
CGNPLU	A4	0.58
CGNPLU	A7	0.48
CGNPLU	A7d	0.48
CGNPLU	A7h-EUR	0.48
CGNPLU	A9	0.45
CGNPLU	A11	0.35
CGNPLU	B	1.59
CGNPLU	Bd	1.59
CGNPLU	Bdh-EUR	1.59
CGNPLU	Bgd	1.59
CGNPLU	Bgdh-EUR	1.58
CGNPLU	Bh-AUD	1.59

Fund	Share Class	Expense Ratio (%)
CGNPLU	Bh-CHF	1.59
CGNPLU	Bh-CNH	1.65
CGNPLU	Bh-EUR	1.59
CGNPLU	Bh-GBP	1.59
CGNPLU	Bh-SGD	1.59
CGNPLU	C	0.05
CGNPLU	Cad	0.00
CGNPLU	Cadh-AUD	0.00
CGNPLU	Cd	0.05
CGNPLU	Cdh-JPY	0.05
CGNPLU	Cgd	0.05
CGNPLU	Ch-CHF	0.05
CGNPLU	Ch-JPY	0.05
CGNPLU	Ch-NZD	0.05
CGNPLU	P	0.69
CGNPLU	Pd	0.68
CGNPLU	Pgd	0.71
CGNPLU	Ph-CHF	0.69
CGNPLU	Ph-EUR	0.72
CGNPLU	Ph-GBP	0.69
CGNPLU	Z	0.84
CGNPLU	Zd	0.83
CGNPLU	Zdh-EUR	0.82
CGNPLU	Zgd	0.83
CGNPLU	Zh-CHF	0.83
CGNPLU	Zh-EUR	0.84
CGNPLU	Zh-GBP	0.84
CGNPLU	Zh-SGD	0.84
CGNPLU	ZL	0.61
CGNPLU	ZLd	0.61
CGNPLU	ZLgd	0.61
CGNPLU	ZLh-CHF	0.61
CGNPLU	ZLh-EUR	0.61
CGNPLU	ZLh-GBP	0.61
CGICALU	A4	0.46
CGICALU	A7	0.35
CGICALU	B	1.65
CGICALU	Bd	1.65
CGICALU	Bgd	1.65
CGICALU	Bgdh-EUR	1.65
CGICALU	Bh-EUR	1.65
CGICALU	C	0.15
CGICALU	Cgd	0.15
CGICALU	Pgd	0.75
CGICALU	Pgdh-GBP	0.75
CGICALU	Z	0.80
CGICALU	Zd	0.80
CGICALU	Zdh-GBP	0.80
CGICALU	Zgd	0.80

Fund	Share Class	Expense Ratio (%)
CGICALU	Zgdh-GBP	0.80
CGICALU	Zh-CHF	0.80
CGICALU	Zh-EUR	0.80
CGICALU	ZL	0.68
CGICALU	ZLd	0.68
CGICALU	ZLgd	0.68
CGICALU	ZLgdh-GBP	0.68
CGICALU	ZLh-CHF	0.68
CGNWLJU	A4	0.71
CGNWLJU	A7	0.65
CGNWLJU	B	1.90
CGNWLJU	Bh-EUR	1.90
CGNWLJU	Cadh-AUD	0.00
CGNWLJU	C	0.15
CGNWLJU	Cgd	0.15
CGNWLJU	Ch-JPY	0.15
CGNWLJU	P	0.85
CGNWLJU	Z	1.03
CGNWLJU	Zd	1.03
CGNWLJU	Zgd	1.03
CGNWLJU	Zh-EUR	1.03
CGNWLJU	ZL	0.77
CGNWLJU	ZLd	0.77
CGNWLJU	ZLgd	0.77
CGNWLJU	ZLh-EUR	0.77
CGGIBLU	A4	0.36
CGGIBLU	A7	0.32
CGGIBLU	A7h-GBP	0.33
CGGIBLU	C	0.10
CGGIBLU	Cgdh-EUR	0.10
CGGIBLU	Ch-CHF	0.10
CGGIBLU	Ch-JPY	0.10
CGGIBLU	P	0.50
CGGIBLU	Z	0.60
CGGIBLU	Zh-EUR	0.60
CGGIBLU	ZL	0.45
CGUSCBLU	A4	0.31
CGUSCBLU	A4h-EUR	0.31
CGUSCBLU	A7	0.27
CGUSCBLU	B	1.10
CGUSCBLU	Bd	1.10
CGUSCBLU	Bh-EUR	1.10
CGUSCBLU	C	0.10
CGUSCBLU	Cdh-JPY	0.10
CGUSCBLU	Cgdh-EUR	0.10
CGUSCBLU	Z	0.60
CGUSCBLU	Zd	0.60
CGUSCBLU	Zdh-GBP	0.60
CGUSCBLU	Zgd	0.60

Fund	Share Class	Expense Ratio (%)
CGUSCBLU	Zh-CHF	0.60
CGUSCBLU	Zh-EUR	0.60
CGUSCBLU	Zh-SGD	0.60
CGUSCBLU	ZL	0.45
CGUSCBLU	ZLd	0.45
CGAMCAPLU	A4	0.46
CGAMCAPLU	A7	0.41
CGAMCAPLU	B	1.65
CGAMCAPLU	Bh-EUR	1.65
CGAMCAPLU	C	0.15
CGAMCAPLU	Cgd	0.15
CGAMCAPLU	Z	0.80
CGAMCAPLU	Zgd	0.80
CGAMCAPLU	Zh-CHF	0.80
CGAMCAPLU	Zh-EUR	0.80
CGAMCAPLU	Zh-GBP	0.80
CGAMCAPLU	ZL	0.68
CGAMCAPLU	ZLd	0.68
CGAMCAPLU	ZLgd	0.68
CGAMCAPLU	ZLh-CHF	0.68
CGUSHYLU	A4	0.45
CGUSHYLU	A4h-CHF	0.44
CGUSHYLU	A7	0.37
CGUSHYLU	B	1.45
CGUSHYLU	C	0.15
CGUSHYLU	P	0.67
CGUSHYLU	Z	0.80
CGUSHYLU	Zd	0.80
CGUSHYLU	Zgd	0.80
CGUSHYLU	Zgdh-GBP	0.80
CGUSHYLU	ZL	0.61
CGUSHYLU	ZLd	0.61
CGGCBLU	A11h-EUR	0.23
CGGCBLU	A11h-CHF	0.23
CGGCBLU	A7h-EUR	0.28
CGGCBLU	A7	0.26
CGGCBLU	B	1.10
CGGCBLU	Bh-EUR	1.10
CGGCBLU	C	0.10
CGGCBLU	Cadmh-AUD	0.00
CGGCBLU	Cgdh-EUR	0.10
CGGCBLU	Ch-CHF	0.10
CGGCBLU	Ch-GBP	0.10
CGGCBLU	Ch-JPY	0.10
CGGCBLU	P	0.50
CGGCBLU	Pd	0.50
CGGCBLU	Pdh-EUR	0.50
CGGCBLU	Pdh-GBP	0.50
CGGCBLU	Ph-EUR	0.50

Fund	Share Class	Expense Ratio (%)
CGGCBLU	Z	0.60
CGGCBLU	Zd	0.60
CGGCBLU	Zdh-EUR	0.60
CGGCBLU	Zdh-GBP	0.60
CGGCBLU	Zgd	0.60
CGGCBLU	Zgdh-GBP	0.60
CGGCBLU	Zh-CHF	0.60
CGGCBLU	Zh-EUR	0.60
CGGCBLU	Zh-GBP	0.60
CGGCBLU	ZL	0.45
CGGCBLU	ZLd	0.45
CGGCBLU	ZLdh-GBP	0.45
CGCIBLU	A4	0.59
CGCIBLU	A7	0.49
CGCIBLU	B	1.65
CGCIBLU	Bd	1.65
CGCIBLU	Bdh-EUR	1.65
CGCIBLU	Bdh-GBP	1.65
CGCIBLU	Bfdm	1.65
CGCIBLU	Bfdmh-AUD	1.65
CGCIBLU	Bfdmh-CNH	1.65
CGCIBLU	Bfdmh-EUR	1.65
CGCIBLU	Bfdmh-GBP	1.65
CGCIBLU	Bfdmh-SGD	1.65
CGCIBLU	Bgd	1.65
CGCIBLU	Bgdh-GBP	1.65
CGCIBLU	Bh-EUR	1.65
CGCIBLU	Bh-GBP	1.65
CGCIBLU	Bfydm	1.65
CGCIBLU	Bfydmh-AUD	1.65
CGCIBLU	Bfydmh-CNH	1.65
CGCIBLU	Bfydmh-EUR	1.65
CGCIBLU	Bfydmh-GBP	1.65
CGCIBLU	Bfydmh-SGD	1.65
CGCIBLU	C	0.15
CGCIBLU	Cgd	0.15
CGCIBLU	Cd	0.15
CGCIBLU	P	0.75
CGCIBLU	Pgdh-GBP	0.75
CGCIBLU	Ph-EUR	0.75
CGCIBLU	Ph-GBP	0.75
CGCIBLU	Z	0.90
CGCIBLU	Zd	0.90
CGCIBLU	Zdh-EUR	0.90
CGCIBLU	Zdh-GBP	0.90
CGCIBLU	Zh-EUR	0.90
CGCIBLU	Zh-GBP	0.90
CGCIBLU	ZL	0.68
CGCIBLU	ZLd	0.68

Fund	Share Class	Expense Ratio (%)
CGEMDLU	A4	0.55
CGEMDLU	A4h-CHF	0.55
CGEMDLU	A4h-EUR	0.55
CGEMDLU	A7	0.47
CGEMDLU	A13	0.36
CGEMDLU	A15	0.32
CGEMDLU	B	1.65
CGEMDLU	Bd	1.65
CGEMDLU	Bfdm	1.65
CGEMDLU	Bgdh-EUR	1.65
CGEMDLU	C	0.14
CGEMDLU	P	0.75
CGEMDLU	Z	0.90
CGEMDLU	Zd	0.90
CGEMDLU	Zh-EUR	0.90
CGEMDLU	ZL	0.68
CGEMDLU	ZLd	0.68
CGEMLCDLU	A4	0.55
CGEMLCDLU	A4d	0.54
CGEMLCDLU	A7	0.47
CGEMLCDLU	A9	0.41
CGEMLCDLU	A11d	0.39
CGEMLCDLU	A13	0.35
CGEMLCDLU	B	1.65
CGEMLCDLU	Bh-EUR	1.65
CGEMLCDLU	Bd	1.65
CGEMLCDLU	Bgd	1.65
CGEMLCDLU	C	0.14
CGEMLCDLU	P	0.75
CGEMLCDLU	Z	0.90
CGEMLCDLU	Zd	0.90
CGEMLCDLU	Zh-EUR	0.90
CGEMLCDLU	ZL	0.68
CGEMLCDLU	ZLd	0.68
CGETOPLU	A7	0.84
CGETOPLU	A7d	0.84
CGETOPLU	A7dh-GBP	0.84
CGETOPLU	A7h-GBP	0.84
CGETOPLU	A9	0.69
CGETOPLU	A9d	0.69
CGETOPLU	A9dh-GBP	0.69
CGETOPLU	A9h-GBP	0.69
CGETOPLU	B	1.90
CGETOPLU	Bd	1.90
CGETOPLU	Bgd	1.90
CGETOPLU	Bgdh-EUR	1.90
CGETOPLU	Bgdm	1.90
CGETOPLU	Bh-CHF	1.90
CGETOPLU	Bh-EUR	1.90

Fund	Share Class	Expense Ratio (%)
CGETOPLU	C	0.15
CGETOPLU	Cdh-GBP	0.15
CGETOPLU	Cdmh-JPY	0.15
CGETOPLU	Cdm	0.15
CGETOPLU	Cgd	0.15
CGETOPLU	Ch-CHF	0.15
CGETOPLU	Ch-GBP	0.15
CGETOPLU	P	0.85
CGETOPLU	Pd	0.85
CGETOPLU	Pgd	0.85
CGETOPLU	Ph-EUR	0.85
CGETOPLU	Ph-GBP	0.85
CGETOPLU	Z	1.03
CGETOPLU	Zd	1.03
CGETOPLU	Zdh-GBP	1.03
CGETOPLU	Zgd	1.03
CGETOPLU	Zgdh-GBP	1.03
CGETOPLU	Zh-CHF	1.03
CGETOPLU	Zh-EUR	1.03
CGETOPLU	Zh-GBP	1.03
CGETOPLU	ZL	0.77
CGETOPLU	ZLd	0.77
CGETOPLU	ZLh-CHF	0.77
CGETOPLU	ZLh-EUR	0.77
CGETOPLU	ZLh-GBP	0.77
CGEMGLU	A7	0.89
CGEMGLU	A9	0.74
CGEMGLU	A11	0.69
CGEMGLU	B	1.90
CGEMGLU	Bd	1.90
CGEMGLU	C	0.09
CGEMGLU	Cgd	0.09
CGEMGLU	P	0.85
CGEMGLU	Pd	0.85
CGEMGLU	Z	1.03
CGEMGLU	Zd	1.03
CGEMGLU	ZL	0.77
CGEMGLU	ZLd	0.77
CGWGILU	A7	0.49
CGWGILU	B	1.65
CGWGILU	Bd	1.65
CGWGILU	Bgd	1.65
CGWGILU	C	0.15
CGWGILU	Cd	0.15
CGWGILU	Cgd	0.15
CGWGILU	Z	0.90
CGWGILU	Zd	0.90
CGWGILU	Zgd	0.90
CGWGILU	ZL	0.68

Fund	Share Class	Expense Ratio (%)
CGWGILU	ZLd	0.68
CGNELU	A7	0.49
CGNELU	B	1.65
CGNELU	Bh-AUD	1.65
CGNELU	Bh-EUR	1.65
CGNELU	Bh-GBP	1.65
CGNELU	Bh-SGD	1.65
CGNELU	BL	1.50
CGNELU	BLh-SGD	1.50
CGNELU	C	0.15
CGNELU	Cgd	0.15
CGNELU	Z	0.90
CGNELU	ZL	0.68
CGNELU	ZLd	0.68
CGNELU	ZLh-AUD	0.68
CGNELU	ZLh-GBP	0.68
CGAHLU	B	1.95
CGAHLU	P	0.89%
CGAHLU	Z	1.08
CGAHLU	ZL	0.81
CGEOLU	B	1.65
CGEOLU	Bd	1.65
CGEOLU	Bgd	1.65
CGEOLU	Bh-USD	1.65
CGEOLU	C	0.15
CGEOLU	Cgd	0.15
CGEOLU	P	0.75
CGEOLU	Z	0.90
CGEOLU	Zd	0.90
CGEOLU	Zgd	0.90
CGEOLU	Zh-USD	0.90
CGEOLU	ZL	0.68
CGEOLU	ZLd	0.68
CGGTRLU	A7	0.35
CGGTRLU	A9	0.34
CGGTRLU	B	1.20
CGGTRLU	Bh-EUR	1.20
CGGTRLU	C	0.10
CGGTRLU	Cadmh-AUD	0.00
CGGTRLU	Cgdh-EUR	0.10
CGGTRLU	Ch-CHF	0.10
CGGTRLU	Ch-GBP	0.10
CGGTRLU	P	0.54
CGGTRLU	Pdh-GBP	0.54
CGGTRLU	Ph-EUR	0.54
CGGTRLU	Z	0.65
CGGTRLU	Zdh-GBP	0.65
CGGTRLU	Zh-CHF	0.65
CGGTRLU	Zh-EUR	0.65

Fund	Share Class	Expense Ratio (%)
CGGTRLU	ZL	0.49
CGAMBALLU	A7	0.35
CGAMBALLU	B	1.65
CGAMBALLU	Bh-EUR	1.65
CGAMBALLU	Bfydm	1.65
CGAMBALLU	Bfydmh-AUD	1.65
CGAMBALLU	Bfydmh-CNH	1.65
CGAMBALLU	Bfydmh-EUR	1.65
CGAMBALLU	Bfydmh-GBP	1.65
CGAMBALLU	Bfydmh-SGD	1.65
CGAMBALLU	C	0.15
CGAMBALLU	Cgd	0.15
CGAMBALLU	Z	0.80
CGAMBALLU	Zd	0.80
CGAMBALLU	Zgd	0.80
CGAMBALLU	ZL	0.68
CGMSILU	B	1.14
CGMSILU	Bd	1.14
CGMSILU	Bdh-EUR	1.14
CGMSILU	Bdm	1.14
CGMSILU	Bdmh-CHF	1.14
CGMSILU	Bdmh-EUR	1.14
CGMSILU	Bfdm	1.14
CGMSILU	Bfdmh-SGD	1.14
CGMSILU	Bh-CHF	1.14
CGMSILU	Bh-EUR	1.14
CGMSILU	C	0.10
CGMSILU	S	0.40
CGMSILU	Sdm	0.40
CGMSILU	Sdmh-CHF	0.40
CGMSILU	Sdmh-EUR	0.40
CGMSILU	Sfdm	0.40
CGMSILU	Sfdmh-SGD	0.40
CGMSILU	Sgdm	0.40
CGMSILU	Sgdmh-SGD	0.40
CGMSILU	Sh-CHF	0.40
CGMSILU	Sh-EUR	0.40
CGMSILU	Sh-GBP	0.40
CGMSILU	Z	0.62
CGMSILU	Zd	0.62
CGMSILU	Zdh-EUR	0.62
CGMSILU	Zdh-GBP	0.62
CGMSILU	Zfdm	0.62
CGMSILU	Zfdmh-SGD	0.62
CGMSILU	Zh-CHF	0.62
CGMSILU	Zh-EUR	0.62
CGMSILU	ZL	0.47

The expense ratios for Classes that have been launched for less than a year as at 31 December 2022 are annualised in accordance with the Investment Management Association of Singapore's guidelines on the disclosure of expense ratios.

Classes whose expense ratios are not included in the above table have not been launched for subscription as at 31 December 2022.

17.2 Turnover Ratios

The turnover ratios of the Funds for the period from 1 January 2022 to 31 December 2022 based on the Company's latest audited accounts are listed in the following table. The turnover ratio, expressed as a percentage, is calculated over a twelve-month period and reflects the volume of dealing in the Fund. It is calculated based on the lesser of purchases or sales of underlying investments of the relevant Fund expressed as a percentage of daily average net asset value of the relevant Fund, which is reflected in the following formula:-

$$\text{Turnover ratio} = \frac{\text{transactions (lesser of total purchases or sales)}}{\text{daily average net asset value}}$$

Funds	Turnover Ratios (%)
CGGELU	29.08%
CGJPELU	52.68%
CGEGILU	38.03%
CGWDGLU	26.64%
CGGALU	63.35%
CGGHIOLU	29.75%
CGGBLU	105.17%
CGEBLU	47.31%
CGNPLU	28.71%
CGICALU	34.10%
CGNWL	39.27%
CGGIBLU	274.26%
CGUSCBLU	125.02%
CGAMCAPLU	34.90%
CGUSHYLU	13.85%
CGGCBLU	59.82%
CGCIBLU	132.32%
CGEMDLU	44.33%
CGEMLCDLU	45.72%
CGETOPLU	43.84%
CGEMGLU	33.10%
CGWGILU	32.36%
CGNELU	38.26%
CGAHLU	20.08%
CGEOLU	13.90%
CGGTRLU	84.06%
CGAMBALLU	174.70%

The turnover ratios of CGWMILU, CGMSILU, CGSGOLU, CGSGCBLU and CGSGBLU for the financial period ending 31 December 2022 are not available as the Funds have either not been launched or have been launched for subscription for less than a year as at 31 December 2022.

18. SOFT DOLLAR COMMISSIONS OR ARRANGEMENTS

None of the Management Company nor the Investment Advisers may retain cash or other rebates from a broker or dealer in consideration of directing transactions in a Fund's assets to such broker or dealer. Without prejudice to the foregoing, none of the Management Company nor the Investment Advisers currently retain soft dollars in respect of the Funds.

19. CONFLICTS OF INTEREST

The directors of the Company and/or the Management Company and/or the Investment Advisers and/or the latter's affiliates and/or employees may own, hold, dispose or otherwise deal with the Shares under conditions that the interests of Shareholders are not prejudiced. Employees of the Management Company and/or the Investment Advisers or their affiliates that have access to non-public investment information related to current or imminent fund transactions are required to both pre-clear and report their investments in securities that may also be purchased in the relevant Funds.

In the unlikely event of any conflict of interest arising as a result of such transactions/dealings, the Company, the Management Company and the Investment Advisers will resolve such conflict in a just and equitable manner as they deem fit which would not prejudice the interests of Shareholders. The Company, the Management Company and the Investment Advisers shall conduct all transactions with or for the Funds on an arm's length basis. In addition, the Code of Ethics is in place to ensure high ethical and professional standards of the investment professionals as well as fair treatment to the investing public, in line with best practice.

The Management Company and/or the Investment Advisers may from time to time have to deal with competing or conflicting interests of the relevant Funds with other funds managed by them. However, the Management Company and/or the Investment Advisers will use reasonable endeavors to act fairly and in the interests of the relevant Funds. In particular, after taking into account the availability of cash and relevant investment objectives and guidelines of the other funds, the Management Company and/or the Investment Advisers will endeavor to ensure that both equity and bond orders are allocated fairly to other funds managed by them with the same, or similar investment objectives and guidelines as the relevant Funds.

The Investment Advisers and the directors of the Company and/or the Management Company are or may be involved in other financial, investment and professional activities which may on occasion cause conflicts of interest with the management of the Funds. These include management of other funds and serving as directors, officers, advisers or agents of other funds or other companies. They will respectively ensure that the performance of their respective duties in respect of the Funds will not be impaired by any such involvement that they might have. In the event that a conflict of interest does arise, they shall endeavor to ensure that it is resolved fairly and in the interest of Shareholders.

20. REPORTS

The financial year-end of the Company is 31 December.

Audited annual reports will be made available 4 months after the financial year-end and unaudited semi-annual reports will be made available 2 months from the end of the half year period covered by the semi-annual year-end of the Company on <https://server.capgroup.com/capgroup/action/getContent/GIG/Asia/Ind-investors-SG-en/Landing/Introduction/Singapore>.

21. CERTAIN TAXATION CONSIDERATIONS

Investors should be aware that they may or may not be required to pay income tax or estate duty in relation to their investments in the Funds. Investors who are in doubt of their tax position should consult their own independent tax advisors, including but not limited to requirements under Foreign Account Tax Compliance Act (FATCA), Common Reporting Standard (CRS) or DAC6, with respect to the Shareholders' own situation.

Shareholders must undertake to inform the Company of, and provide the Company with, all supporting documentary evidence of any changes related to the Shareholder's financial account information after the occurrence of such changes within 30 days.

Please refer to the section "Taxation" of the Luxembourg Prospectus for further details on taxation.

22. USE OF DERIVATIVE INSTRUMENTS AND SECURITIES LENDING

Under the conditions laid down by law, regulations and administrative practice, the Funds may use financial derivative instruments, including equivalent cash-settled instruments, admitted to an official listing or dealt in on a regulated market, and/or financial derivative instruments dealt in the over-the-counter derivative markets. Unless otherwise indicated in the relevant Appendix to this Singapore Prospectus, derivatives will only be used for the purposes of hedging and/or efficient portfolio management. The Management Company will ensure that each Fund's global exposure relating to derivative instruments does not exceed its total net assets and the risk management and compliance procedures and controls adopted are adequate and it has the necessary expertise to control and manage the risks relating to the use of financial derivatives.

Except in respect of CGGHIOLU, CGGBLU, CGEBLU, CGGIBLU, CGUSCBLU, CGUSHYLU, CGGCBLU, CGEMDLU, CGEMLCDLU, CGMSILU, and CGSGCBLU which adopts the relative Value-at-Risk ("VaR") methodology, the methodology used in order to calculate the global exposure resulting from the use of financial derivative instruments is the commitment approach in accordance with the CSSF Circular 11/512 and the absolute VaR methodology. Pursuant to the Law, the global exposure for a Fund under the Commitment Approach must not exceed 100% of that Fund's Net Asset Value. The absolute VaR limits the maximum VaR that a Fund can have relative to its Net Asset Value and the absolute VaR of a Fund cannot exceed 20% of its Net Asset Value.

Where the absolute VaR or relative VaR is adopted for a Fund, details of the expected level of leverage are set out in the relevant Appendix.

Upon request, Singapore investors may obtain supplementary information relating to the risk management methods employed by the Management Company, including the quantitative limits that are applied and any recent developments in the risk and yield characteristics of the main categories of investments from the Singapore Representative.

Derivatives may expose a Fund to certain additional risks relative to traditional securities such as credit risks of the counterparty, imperfect correlation between derivatives prices of related assets, rates or indices, potential loss of more money than the actual cost of the investment, potential for leverage, increased volatility and reduced liquidity and risk of mispricing or improper valuation.

Please refer to Annex 1, "General Investment Guidelines and Restrictions", to the Luxembourg Prospectus, for more information on the use of derivative instruments of the Company.

The Funds may also engage in securities lending transactions. Whether a Fund will engage in such transactions is set out in the relevant Appendix to this Singapore Prospectus. More details on the use of securities and lending transactions by the Company are set out in paragraph 10.2.25 of this Singapore Prospectus. Please also refer to the section heading "Securities Lending Transactions" in the Luxembourg Prospectus and Annex 1, "General Investment Guidelines and Restrictions", to the Luxembourg Prospectus for more information on the use of securities lending transactions.

23. DISSOLUTION OF THE COMPANY

If the net assets of the Company fall below either of the following minima, the Company's Board of Directors must submit the question of the dissolution of the Company to a general meeting of

Shareholders (for which no quorum is prescribed) which must decide by the applicable proportion of the Shares represented at the meeting, as specified below:

(1) Minimum – two-thirds of the minimum capital of the Company (presently EUR1,250,000)
Proportion of Shares – simple majority

(2) Minimum – one quarter of the minimum capital of the Company
Proportion of Shares – one quarter

Please refer to the section headed “Liquidation and Dissolution” in the Luxembourg Prospectus for more information on liquidation and dissolution of the Company.

24. VALUATION

Please refer to the section headed “Net Asset Value” in the Luxembourg Prospectus for more information on the method of valuation adopted in respect of the investments of the Funds.

25. QUERIES AND COMPLAINTS

For all enquiries and any complaints about the Company and/or the Funds, please contact the Singapore Representative at:

Address: One Raffles Quay, 43rd floor North Tower, Singapore 048583

Telephone No.: (65) 6535-3777

26. OTHER MATERIAL INFORMATION

Sustainability-related Disclosures

Regulation (EU) 2019/2088 of 27 November 2019 on sustainability-related disclosures in the financial services sector, as amended (the “**SFDR**”), governs the transparency requirements regarding the integration of sustainability risks into investment decisions, the consideration of adverse sustainability impacts and the disclosure of Environment, Social and Governance (“**ESG**”) and sustainability-related information. Pursuant to SFDR, the Management Company is required to disclose the manner in which sustainability risks are integrated into the investment decision and the results of the assessment of the likely impacts of sustainability risks on the returns of each Fund.

Sustainability risks (“Sustainability Risks”) refer to ESG events or conditions that, if they occur, could cause an actual or a potential material negative impact on the value of the investments of a Fund. Sustainability Risks are linked to environmental-related events resulting from climate change (also known as physical risks) or to the society’s response to environmental change (also known as transition risks), which may result in losses that could affect the investments of a Fund. Social conditions (e.g. oversight, remuneration, labour relations, investment in human capital, accident prevention, changing customer behaviour, products quality and safety, selling practices) or governance shortcomings (e.g. recurrent significant breach of international agreements, bribery issues, etc.) may also translate into Sustainability Risks. Sustainability Risks are identified, managed and monitored through the Management Company’s risk management process and throughout the investment process, using proprietary investment frameworks, engagement and monitoring processes.

Please refer to the section titled “Risk Warnings” of the Luxembourg Prospectus and to the Management Company’s ESG Policy for further details on the Sustainability Risks.

The Management Company and Investment Advisers’ integration of Sustainability Risks in the investment decision-making process is reflected in the Management Company’s ESG Policy, which may be obtained from [https://www.capitalgroup.com/content/dam/cgc/tenants/eacg/esg/files/esg-policy-statement\(en\).pdf](https://www.capitalgroup.com/content/dam/cgc/tenants/eacg/esg/files/esg-policy-statement(en).pdf). When managing any of its Funds, the Management Company and/or the

Investment Advisers consider Sustainability Risks alongside financial and economic indicators in its investment research and analysis, as well as other risks. The assessment process is consistent across the Funds and enables the Management Company and/or the Investment Advisers to identify and manage structural and emerging Sustainability Risks.

ESG Investment Frameworks and Monitoring Process

With regards to the investment frameworks, Capital Group's equity and fixed income investment analysts have developed more than 30 sector-specific, proprietary ESG investment frameworks for companies. These frameworks help Capital Group's investment professionals identify and assess the most relevant and material long-term ESG issues that could affect investments of a Fund. Capital Group has a standalone framework for sovereigns that has been built in-house.

Where data is available, Capital Group's equity, corporate bond and sovereign bond holdings are monitored for elevated Sustainability Risks. Corporate and sovereign holdings are reviewed against third-party data from a range of providers to identify Sustainability Risks and violations of international norms. Low-rated companies and countries are flagged for review by Capital Group's investment professionals. During this process material risks that are identified and that are not mitigated by the issuer are escalated for additional review and monitoring. The next action to take is identified, and options may include additional company engagement, regular monitoring and divestment.

Engagement and Stewardship

Engaging with companies on ESG issues, including those identified via the monitoring and framework process, is also an important part. Engagement generally involves meetings between investment professionals and company management to understand how issuers are managing material Sustainability Risks and opportunities. This provides insights which combined with data, give a better understanding of how Sustainability Risks could impact the current or future value of an investment. In addition, voting on proxies is also an integral part of Capital Group's engagement and investment process.

Integration

The output of this process is used as an additional non-binding input in Capital Group's forward-looking assessment alongside financial and economic considerations. Capital Group's integration of Sustainability Risks in the investment decision-making process is reflected in Capital Group's ESG Policy. For certain Funds as detailed in relevant Fund Information Sheet in Annex 2 of the Luxembourg Prospectus, additional binding investment criteria are applied.

The Investment Advisers take Sustainability Risks into account in their investment decision making process to the extent that they represent a potential or actual material risk to maximising the long-term risk-adjusted returns of the Funds.

The assessment of the likely impact of Sustainability Risks on the Fund's return will depend on the investment policy and the type of securities held in its portfolio. Capital Group's integration of Sustainability Risks are embedded and relevant across the investment process for the Funds.

In addition to the above and as described within the relevant Fund Information Sheet in Annex 2 of the Luxembourg Prospectus, some Funds are subject to the requirements of Article 8 of the SFDR. These Funds integrate Sustainability Risks in the investment decision-making process and consider environmental or social characteristics, or a combination of those characteristics as part of their investments within the meaning of Article 8 of the SFDR. Only these Funds consider certain principal adverse impacts as disclosed in the relevant Fund Information Sheet in Annex 2 of the Luxembourg Prospectus on sustainability factors as part of the sustainability indicators used to measure the attainment of each of the environmental or social characteristics, or a combination of those characteristics, promoted by those Funds. As at the date of the Luxembourg Prospectus, the other Funds do not consider principal adverse impacts on sustainability factors because they are not appropriate for the investment policies and/or distribution channels of these Funds. The situation may however be reviewed going forward.

Information about the environmental or social characteristics of Funds classified as Article 8 of the SFDR is available in the relevant Fund Information Sheet in Annex 2 of the Luxembourg Prospectus.

Taxonomy Regulation

Unless otherwise described in the Fund Information Sheet in Annex 2 of the Luxembourg Prospectus, the investments underlying the Funds do not take into account the EU criteria for environmentally sustainable economic activities for the purpose of the Taxonomy Regulation. Funds that promote environmental or social characteristics within the meaning of Article 8 of the SFDR, as described within the relevant Fund Information Sheet in Annex 2 of the Luxembourg Prospectus, do not commit to make investments in activities aligned with the Taxonomy Regulation. It is however not excluded that such Funds may invest in underlying investments that contribute to environmental objectives as per the Taxonomy Regulation.

Use of ratings issued by credit rating agencies

For each Fund where the Investment Adviser(s) rely on ratings issued by credit rating agencies, the relevant Investment Adviser(s) have established a set of internal credit assessment standards and have put in place a credit assessment process to ensure that their investments are in line with these standards. Information on the Investment Adviser(s)' credit assessment process will be made available to investors upon request.

Insolvency of the Management Company, the Singapore Representative, the Investment Advisers or the Depositary/Custodian

In the event of the Management Company, the Singapore Representative, the Investment Advisers or the Depositary/Custodian becoming insolvent, a replacement or successor entity will be appointed in place of the relevant insolvent entity, as contractually agreed by such parties and subject to the applicable laws and regulations, under the guidance, supervision and protection of the CSSF.

Investors should refer to the Luxembourg Prospectus for other material information relating to the Company or the Funds.

APPENDIX 1

CAPITAL GROUP GLOBAL EQUITY FUND (LUX)

a. Investment Objective, Policy and Strategy

CGGELU (also referred to in this Appendix 1 as the “Fund”) aims for long-term capital growth through investment primarily in listed Equity¹⁹, researched and selected on a world-wide basis. The eligible investment countries for the Fund include any country.

Unlisted securities may also be purchased, subject to the relevant provisions of Annex 1, “General Investment Guidelines and Restrictions”, to the Luxembourg Prospectus.

The Fund may use, whether for hedging and/or efficient portfolio management purposes, forward contracts as described in more detail under the “Risk Warnings” section of the Luxembourg Prospectus and in Annex 1 of the Luxembourg Prospectus.

In order to achieve its investment objective, the Fund may enter into securities lending transactions by lending securities of its portfolio to brokers, dealers and other institutions that provide cash in USD, EUR or JPY currency or US Treasury securities as collateral in an amount at least equal to the value of the securities loaned. No more than 15% of the net assets of the Fund will be used for lending securities. The level of exposure to securities lending is generally expected to be less than 5% of the net assets of the Fund.

The Fund is exposed to specific risks relating to equities, securities lending, and sustainability risks. The details of which are set out in Paragraph 10 of the Singapore Prospectus. Please also read the “Risk Warnings” section in the Luxembourg Prospectus for more details of the relevant risk factors involved as well as Annex 1 “General Investment Guidelines and Restrictions”, to the Luxembourg Prospectus.

In order to achieve its investment goals, for treasury purposes and/or in case of unfavourable market conditions, the Fund may also invest in deposits with credit institutions, money market instruments and units of money market funds within the meaning of the investment restrictions set out in Annex 1 “General Investment Guidelines and Restrictions”, to the Luxembourg Prospectus.

b. Share Classes in the Fund

As at the date of registration of the Singapore Prospectus, the following Classes are available for subscription:

- (i) Class A7
- (ii) Class B
- (iii) Class Bd
- (iv) Class C
- (v) Class Cdh-JPY
- (vi) Class P
- (vii) Class Z
- (viii) Class Zd
- (ix) Class ZL
- (x) Class ZLd

¹⁹ “Equity” refers to any transferable equity and equity-related securities (including fixed income securities convertible into equity or having attached warrants, warrants, American Depositary Receipts, Global Depositary Receipts and preferred shares, all of which are considered equivalent to the underlying equity, as the case may be, for all intents and purposes).

c. Fees, Charges and Expenses²⁰

The fees, charges and expenses applicable to the Fund are set out in the table below.

Payable by the Investor	
Sales charge ²¹	Maximum of 5.25%
Payable by the Fund	
Management Fee (a) Retained by Management Company (b) Paid by the Management Company to financial adviser ²²	<ul style="list-style-type: none">○ Class A7 and its Equivalent Classes: 0.43% p.a.○ Class C and its Equivalent Classes: fluctuating²³○ Class P and its Equivalent Classes: 0.60% p.a.○ Class Z and its Equivalent Classes: 0.75% p.a.○ Class ZL and its Equivalent Classes: 0.525% p.a. For the above classes, the management fee is 100% retained by the Management Company. <ul style="list-style-type: none">○ Class B and its Equivalent Classes: 1.50% p.a.<ul style="list-style-type: none">(a) 35% to 100% of Management fee(b) 0% to 65% of Management fee
Until 31 December 2024: Fund Administration Fee	Effective rate varies with the total assets of the Fund up to a maximum of 0.15% per annum
Until 31 December 2024: Depositary and Custody Fees	Effective rate varies with the total assets and with the country breakdown in the portfolio of the Fund up to a maximum of 0.05% per annum
From 1 January 2025: Annual Administration Charge ²⁴	Maximum of 0.25%

Please refer to the section headed “Charges, Expenses and Fees” of the Luxembourg Prospectus and the relevant Annex 2 to the Luxembourg Prospectus for more information on the fees, charges and expenses applicable to the Fund.

d. Performance of the Fund

The performance²⁵ of each Class of the Fund as at 29 December 2023 is as follows:

²⁰ Fund Administration, Depositary and Custody Fees, which are included in the total expense ratio (TER), which varies by Fund and by Share Class, may be partially allocated to the relevant Share Class by the Management Company. Please refer to the Company's latest annual report for details.

²¹ No sales charge will be imposed by the Management Company on investors who subscribe for Shares through distributors in Singapore although investors should note that the distributors may impose a subscription charge separately. A sales charge of up to a maximum of 5.25% may be withheld by distributors and other intermediaries from any amount to be invested in all Classes with the exception of Class A7 and Class C. The Management Company can also withhold a sales charge of up to a maximum of 5.25% from any amount to be invested in all Classes with the exception of Class A7 and Class C. A switch from one Fund to another is deemed a sale for this purpose. Please refer to the section headed “Charges, Expenses and Fees”, in particular, the sub-section headed “Sales Charge Borne by the Investor” of the Luxembourg Prospectus for further information.

²² This range may change from time to time without prior notice. Your financial adviser is required to disclose to you the amount of trailer fee it receives from the Management Company.

²³ Investments in Class C Shares and Shares of Equivalent Classes may only be made by investors having entered into a separate agreement with respect to management fee and/or other fund expenses, which are not deducted from these Shares' Net Asset Value.

²⁴ Please refer to the section “Charges, Expenses and Fees” of the Luxembourg Prospectus for the detail of what is included in the Annual Administration Charge.

²⁵ Source: Capital Group.

Class	Inception date	1 year (%)	3 years (%)	5 years (%)	10 years (%)	Lifetime (%)
A7*	2008-01-22	18.92	n.a.	n.a.	n.a.	1.78
B	2000-10-06	16.92	3.49	9.91	6.44	4.32
Bd	2004-08-31	16.95	3.50	9.92	6.44	5.48
C	2000-10-03	18.72	5.08	11.60	8.09	5.90
Cdh-JPY	2021-03-12	12.94	n.a.	n.a.	n.a.	3.27
P	2021-08-16	17.99	n.a.	n.a.	n.a.	0.74
Z	2013-04-25	17.81	4.27	10.74	7.27	8.35
Zd	2013-04-25	17.83	4.28	10.74	7.25	8.34
ZL	2020-01-24	18.07	4.51	n.a.	n.a.	6.80
ZLd	2020-01-24	18.04	4.50	n.a.	n.a.	6.79

*CGGELU A7 incepted on 22-JAN-08 and the share class was relaunched in USD on 16-JUL-21 after a period of dormancy

Performance is calculated in USD (save for Class Cdh-JPY, which is calculated in JPY), on a NAV-NAV and swing pricing basis, with all dividends and distributions reinvested (net of reinvestment charges) and based on the assumption that **no** sales and redemption charges were imposed. Figures for the last one year show the percentage change, while figures exceeding one year show the average annual compounded return.

Class	Inception date	1 year (%)	3 years (%)	5 years (%)	10 years (%)	Lifetime (%)
A7*	2008-01-22	12.08	n.a.	n.a.	n.a.	-0.43
B	2000-10-06	10.78	1.65	8.73	5.86	4.08
Bd	2004-08-31	10.81	1.66	8.74	5.87	5.19
C	2000-10-03	12.49	3.21	10.40	7.51	5.66
Cdh-JPY	2021-03-12	7.02	n.a.	n.a.	n.a.	1.30
P	2021-08-16	11.80	n.a.	n.a.	n.a.	-1.53
Z	2013-04-25	11.63	2.42	9.56	6.69	7.81
Zd	2013-04-25	11.65	2.42	9.56	6.68	7.80
ZL	2020-01-24	11.87	2.64	n.a.	n.a.	5.34
ZLd	2020-01-24	11.84	2.64	n.a.	n.a.	5.34

*CGGELU A7 incepted on 22-JAN-08 and the share class was relaunched in USD on 16-JUL-21 after a period of dormancy

Performance is calculated in USD (save for Class Cdh-JPY, which is calculated in JPY); on a NAV-NAV and swing pricing basis, with all dividends and distributions reinvested (net of reinvestment charges) and based on the assumption that the **maximum** sales charge was imposed and that any applicable redemption charge was imposed over the time period. Figures for the last one year show the percentage change, while figures exceeding one year show the average annual compounded return.

Shares whose returns are not included in the above tables have not been launched or have been launched for less than a year as at 29 December 2023.

Past performance of the Fund is not necessarily indicative of the future performance of the Fund.

e. Dividend Policy

It is not at present intended that dividends be distributed to Shareholders of Class A7, Class B, Class C, Class P, Class Z, Class ZL and corresponding Hedged Equivalent Classes in the Fund. The Company intends to recommend that dividends be distributed to Shareholders of all Dividend-distributing Equivalent Classes and Dividend-distributing Hedged Equivalent Classes.

Dividends may not actually be distributed in any given accounting period if such Class(es) has no or no significant net investment income.

Further details on the Company's dividend policy are set out in the section headed "Dividend Policy" in the Luxembourg Prospectus.

APPENDIX 2

CAPITAL GROUP JAPAN EQUITY FUND (LUX)

a. Investment Objective, Policy and Strategy

CGJPELU (also referred to in this Appendix 2 as the “Fund”) aims for long-term capital growth through investment primarily in listed Equity of issuers domiciled and/or having their principal place of business in Japan.

Unlisted securities may also be purchased, subject to the relevant provisions of Annex 1, “General Investment Guidelines and Restrictions”, to the Luxembourg Prospectus.

The Fund may use, whether for hedging and/or efficient portfolio management purposes, forward contracts as described in more detail under the “Risk Warnings” section of the Luxembourg Prospectus and in Annex 1 of the Luxembourg Prospectus.

In order to achieve its investment objective, the Fund may enter into securities lending transactions by lending securities of its portfolio to brokers, dealers and other institutions that provide cash in USD, EUR or JPY currency or US Treasury securities as collateral in an amount at least equal to the value of the securities loaned. No more than 15% of the net assets of the Fund will be used for lending securities. The level of exposure to securities lending is generally expected to be less than 5% of the net assets of the Fund.

The Fund is exposed to specific risks relating to equities, securities lending and sustainability risks, the details of which are set out in Paragraph 10 of the Singapore Prospectus. Please also read the “Risk Warnings” in the Luxembourg Prospectus section for more details of the relevant risk factors involved as well as Annex 1 “General Investment Guidelines and Restrictions”, to the Luxembourg Prospectus.

In order to achieve its investment goals, for treasury purposes and/or in case of unfavourable market conditions, the Fund may also invest in deposits with credit institutions, money market instruments and units of money market funds within the meaning of the investment restrictions set out in Annex 1 “General Investment Guidelines and Restrictions”.

b. Share Classes in the Fund

As at the date of registration of the Singapore Prospectus, the following Classes are available for subscription:

- (i) Class A4
- (ii) Class B
- (iii) Class Bd
- (iv) Class Bgd
- (v) Class Bgdh-EUR
- (vi) Class Bh-EUR
- (vii) Class Bh-USD
- (viii) Class C
- (ix) Class Cgd
- (x) Class Ch-GBP
- (xi) Class Pd
- (xii) Class Pdh-EUR
- (xiii) Class Pdh-GBP
- (xiv) Class Pdh-USD
- (xv) Class Z
- (xvi) Class Zd
- (xvii) Class Zdgh-GBP
- (xviii) Class Zh-CHF
- (xix) Class Zh-EUR
- (xx) Class Zh-GBP
- (xxi) Class Zh-USD

- (xxii) Class ZL
- (xxiii) Class ZLd
- (xxiv) Class ZLh-CHF
- (xxv) Class ZLh-EUR
- (xxvi) Class ZLh-USD

c. Fees, Charges and Expenses

The fees, charges and expenses applicable to the Fund are set out in the table below.

Payable by the Investor²⁶	
Sales charge ²⁷	Maximum of 5.25%
Payable by the Fund	
Management Fee (a) Retained by Management Company (b) Paid by the Management Company to financial adviser ²⁸	oClass A4 and its Equivalent Classes: 0.45% p.a. oClass C and its Equivalent Classes: fluctuating ²⁹ o Class P and its Equivalent Classes: 0.60% p.a. oClass Z and its Equivalent Classes: 0.75% p.a. oClass ZL and its Equivalent Classes: 0.525% p.a. For the above classes, the management fee is 100% retained by the Management Company. oClass B and its Equivalent Classes: 1.50% p.a. (a) 35% to 100% of Management fee (b) 0% to 65% of Management fee
Until 31 December 2024: Fund Administration Fee	Effective rate varies with the total assets of the Fund up to a maximum of 0.15% per annum
Until 31 December 2024: Depositary and Custody Fees	Effective rate varies with the total assets and with the country breakdown in the portfolio of the Fund up to a maximum of 0.05% per annum
From 1 January 2025: Annual Administration Charge ³⁰	Maximum of 0.25%

Please refer to the section headed “Charges, Expenses and Fees” of the Luxembourg Prospectus and the relevant Annex 2 to the Luxembourg Prospectus for more information on the fees, charges and expenses applicable to the Fund.

²⁶ Fund Administration, Depositary and Custody Fees, which are included in the total expense ratio (TER), which varies by Fund and by Share Class, may be partially allocated to the relevant Share Class by the Management Company. Please see the Company's latest annual report for details.

²⁷ No sales charge will be imposed by the Management Company on investors who subscribe for Shares through distributors in Singapore although investors should note that the distributors may impose a subscription charge separately. A sales charge of up to a maximum of 5.25% may be withheld by distributors and other intermediaries from any amount to be invested in all Classes with the exception of Class A4 and Class C. The Management Company can also withhold a sales charge of up to a maximum of 5.25% from any amount to be invested in all Classes with the exception of Class A4 and Class C. A switch from one Fund to another is deemed a sale for this purpose. Please refer to the section headed “Charges, Expenses and Fees”, in particular, the sub-section headed “Sales Charge Borne by the Investor” of the Luxembourg Prospectus for further information.

²⁸ This range may change from time to time without prior notice. Your financial adviser is required to disclose to you the amount of trailer fee it receives from the Management Company.

²⁹ Investments in Class C Shares and Shares of Equivalent Classes may only be made by investors having entered into a separate agreement with respect to management fee and/or other fund expenses, which are not deducted from these Shares' Net Asset Value.

³⁰ Please refer to the section “Charges, Expenses and Fees” of the Luxembourg Prospectus for the detail of what is included in the Annual Administration Charge.

d. Performance of the Fund

The performance³¹ of each Class of the Fund as at 29 December 2023 is as follows:

Class	Inception date	1 year (%)	3 years (%)	5 years (%)	10 years (%)	Lifetime (%)
A4*	2008-07-07	20.92	8.11	12.87	n.a.	8.96
B*	2006-04-20	19.54	6.89	11.65	7.02	7.11
Bd*	2006-04-20	19.53	6.90	11.65	7.03	7.34
Bgdh-EUR	2021-08-06	23.09	n.a.	n.a.	n.a.	7.77
Bh-EUR	2013-12-10	23.20	7.44	11.64	6.45	6.78
Bh-USD	2014-11-13	25.56	9.41	13.79	n.a.	8.37
C	2006-04-20	21.34	8.52	13.33	8.69	4.80
Ch-GBP	2015-02-16	26.83	10.27	14.27	n.a.	8.93
Pdh-EUR	2020-02-10	24.24	8.42	n.a.	n.a.	11.37
Pdh-GBP	2020-02-10	26.09	9.62	n.a.	n.a.	12.36
Pdh-USD	2020-02-10	26.82	10.45	n.a.	n.a.	13.32
Z*	2013-04-25	20.42	7.70	12.47	n.a.	8.81
Zd*	2013-04-25	20.43	7.70	12.49	n.a.	8.81
Zgdh-GBP	2013-07-16	25.76	9.40	13.44	7.61	8.62
Zh-CHF	2013-09-06	21.64	7.40	11.85	6.47	8.14
Zh-EUR	2014-01-14	24.14	8.28	12.46	n.a.	7.54
Zh-GBP	2013-06-28	25.77	9.41	13.44	7.46	9.23
Zh-USD	2013-12-27	26.73	10.36	14.75	8.86	8.95
ZL	2020-01-24	20.65	7.94	n.a.	n.a.	11.16
ZLh-CHF	2020-01-30	21.94	7.66	n.a.	n.a.	11.25
ZLh-EUR	2020-02-07	24.39	8.49	n.a.	n.a.	11.42
ZLh-USD	2020-02-07	26.93	10.59	n.a.	n.a.	13.39

*CGJPELU A4 inception on 07-JUL-08 and the share class was relaunched in JPY on 30-JAN-14 after a period of dormancy

*CGJPELU B inception on 20-APR-06 and the share class was relaunched in JPY on 24-DEC-13 after a period of dormancy

*CGJPELU Bd inception on 20-APR-06 and the share class was relaunched in JPY on 24-DEC-13 after a period of dormancy

*CGJPELU Z inception on 25-APR-13 and the share class was relaunched in JPY on 31-JAN-14 after a period of dormancy

*CGJPELU Zd inception on 25-APR-13 and the share class was relaunched in JPY on 31-JAN-14 after a period of dormancy

Performance is calculated in JPY (save for Classes Bgdh-EUR, Bh-EUR, Pdh-EUR, ZLh-EUR and Zh-EUR which are calculated in EUR, Classes Zh-CHF and ZLh-CHF which is calculated in CHF, Classes Ch-GBP, Pdh-GBP, Zgdh-GBP and Zh-GBP which are calculated in GBP, Classes Bh-USD, Pdh-USD, ZLh-USD and Zh-USD which are calculated in USD), on a NAV-NAV and swing pricing basis, with all dividends and distributions reinvested (net of reinvestment charges) and based on the assumption that **no** sales charge and redemption charge were imposed. Figures for the last one year show the percentage change, while figures exceeding one year show the average annual compounded return.

Class	Inception date	1 year (%)	3 years (%)	5 years (%)	10 years (%)	Lifetime (%)
A4*	2008-07-07	14.57	6.18	11.66	n.a.	8.37
B*	2006-04-20	13.26	4.99	10.45	6.45	6.54
Bd*	2006-04-20	13.25	4.99	10.45	6.45	6.76
Bgdh-EUR	2021-08-06	16.63	n.a.	n.a.	n.a.	5.37
Bh-EUR	2013-12-10	16.73	5.52	10.44	5.87	6.21

³¹ Source: Capital Group.

Bh-USD	2014-11-13	18.96	7.46	12.57	n.a.	7.73
C	2006-04-20	14.97	6.59	12.12	8.11	4.48
Ch-GBP	2015-02-16	20.17	8.31	13.05	n.a.	8.27
Pdh-EUR	2020-02-10	17.72	6.48	n.a.	n.a.	9.84
Pdh-GBP	2020-02-10	19.47	7.67	n.a.	n.a.	10.81
Pdh-USD	2020-02-10	20.16	8.48	n.a.	n.a.	11.76
Z*	2013-04-25	14.10	5.78	11.27	n.a.	8.22
Zd*	2013-04-25	14.11	5.78	11.28	n.a.	8.22
Zgdh-GBP	2013-07-16	19.16	7.45	12.22	7.03	8.06
Zh-CHF	2013-09-06	15.25	5.48	10.65	5.89	7.57
Zh-EUR	2014-01-14	17.62	6.35	11.25	n.a.	6.96
Zh-GBP	2013-06-28	19.17	7.46	12.22	6.88	8.67
Zh-USD	2013-12-27	20.08	8.40	13.52	8.27	8.37
ZL	2020-01-24	14.32	6.02	n.a.	n.a.	9.65
ZLh-CHF	2020-01-30	15.54	5.74	n.a.	n.a.	9.73
ZLh-EUR	2020-02-07	17.86	6.56	n.a.	n.a.	9.89
ZLh-USD	2020-02-07	20.27	8.62	n.a.	n.a.	11.84

*CGJPELU A4 inception on 07-JUL-08 and the share class was relaunched in JPY on 30-JAN-14 after a period of dormancy

*CGJPELU B inception on 20-APR-06 and the share class was relaunched in JPY on 24-DEC-13 after a period of dormancy

*CGJPELU Bd inception on 20-APR-06 and the share class was relaunched in JPY on 24-DEC-13 after a period of dormancy

*CGJPELU Z inception on 25-APR-13 and the share class was relaunched in JPY on 31-JAN-14 after a period of dormancy

*CGJPELU Zd inception on 25-APR-13 and the share class was relaunched in JPY on 31-JAN-14 after a period of dormancy

Performance is calculated in JPY (save for Classes Bgdh-EUR, Bh-EUR, Pdh-EUR, ZLh-EUR and Zh-EUR which are calculated in EUR, Classes Zh-CHF and ZLh-CHF which is calculated in CHF, Classes Ch-GBP, Pdh-GBP, Zgdh-GBP and Zh-GBP which are calculated in GBP, Classes Bh-USD, Pdh-USD, ZLh-USD and Zh-USD which are calculated in USD), on a NAV-NAV and swing pricing basis, with all dividends and distributions reinvested (net of reinvestment charges) and based on the assumption that the **maximum** sales charge was imposed and that any applicable redemption charge was imposed over the time period. Figures for the last one year show the percentage change, while figures exceeding one year show the average annual compounded return.

Shares whose returns are not included in the above tables have not been launched or have been launched for less than a year as at 29 December 2023.

Past performance of the Fund is not necessarily indicative of the future performance of the Fund.

e. Dividend Policy

It is not at present intended that dividends be distributed to Shareholders of Class A4, Class B, Class C, Class P, Class Z, Class ZL and corresponding Hedged Equivalent Classes in the Fund. The Company intends to recommend that dividends be distributed to Shareholders of all Dividend-distributing Equivalent Classes and Dividend-distributing Hedged Equivalent Classes.

Dividends may not actually be distributed in any given accounting period if such Class(es) has no or no significant net investment income.

Further details on the Company's dividend policy are set out in the section headed "Dividend Policy" in the Luxembourg Prospectus.

APPENDIX 3

CAPITAL GROUP WORLD DIVIDEND GROWERS (LUX)

a. Investment Objective, Policy and Strategy

CGWDGLU (also referred to in this Appendix 3 as the “**Fund**”) aims to provide long-term total returns by investing primarily in listed Equity securities of companies worldwide that the Investment Adviser believes have the potential to provide combinations of dividend growth and current yield over the long term. The eligible investment countries for the Fund include any country.

Unlisted securities may also be purchased, subject to the relevant provisions of Annex 1, “General Investment Guidelines and Restrictions”, to the Luxembourg Prospectus. The Fund may invest either directly e.g via the Shanghai-Hong Kong Stock Connect and Shenzhen-Hong Kong Stock Connect and/or indirectly such as by way of access warrants and/or other access products into China A-Shares on an ancillary basis.

The Fund may use, whether for hedging and/or efficient portfolio management purposes, forward contracts as described in more detail under the “Risk Warnings” section of the Luxembourg Prospectus and in Annex 1 of the Luxembourg Prospectus.

In order to achieve its investment objective, the Fund may enter into securities lending transactions by lending securities of its portfolio to brokers, dealers and other institutions that provide cash in USD, EUR or JPY currency or US Treasury securities as collateral in an amount at least equal to the value of the securities loaned. No more than 15% of the net assets of the Fund will be used for lending securities. The level of exposure to securities lending is generally expected to be less than 5% of the net assets of the Fund.

The Fund is exposed to specific risks relating to equities, Shanghai-Hong Kong Stock Connect and Shenzhen-Hong Kong Stock Connect, securities lending and sustainability risks, the details of which are set out in Paragraph 10 of the Singapore Prospectus. Please also read the “Risk Warnings” section for more details of the relevant risk factors involved as well as Annex 1 “General Investment Guidelines and Restrictions”, to the Luxembourg Prospectus.

In order to achieve its investment goals, for treasury purposes and/or in case of unfavourable market conditions, the Fund may also invest in deposits with credit institutions, money market instruments and units of money market funds within the meaning of the investment restrictions set out in Annex 1 “General Investment Guidelines and Restrictions”, to the Luxembourg Prospectus.

b. Share Classes in the Fund

As at the date of registration of the Singapore Prospectus, the following Classes are available for subscription:

- (i) Class A7
- (ii) Class B
- (iii) Class Bd
- (iv) Class Bgd
- (v) Class C
- (vi) Class Cad
- (vii) Class Cgd
- (viii) Class Z
- (ix) Class Zd
- (x) Class Zgd
- (xi) Class ZL
- (xii) Class ZLd

c. Fees, Charges and Expenses³²

The fees, charges and expenses applicable to the Fund are set out in the table below.

Payable by the Investor	
Sales charge ³³	Maximum of 5.25%
Payable by the Fund	
Management Fee (a) Retained by Management Company (b) Paid by the Management Company to financial adviser ³⁴	 oClass A7 and its Equivalent Classes: 0.43% p.a. oClass C and its Equivalent Classes: fluctuating ³⁵ oClass Z and its Equivalent Classes: 0.75% p.a. oClass ZL and its Equivalent Classes: 0.525% p.a. For the above classes, the management fee is 100% retained by the Management Company. oClass B and its Equivalent Classes: 1.50% p.a. (a) 35% to 100% of Management fee (b) 0% to 65% of Management fee
Until 31 December 2024: Fund Administration Fee	Effective rate varies with the total assets of the Fund up to a maximum of 0.15% per annum
Until 31 December 2024: Depositary and Custody Fees	Effective rate varies with the total assets and with the country breakdown in the portfolio of the Fund up to a maximum of 0.05% per annum
From 1 January 2025: Annual Administration Charge ³⁶	Maximum of 0.25%

Please refer to the section headed “Charges, Expenses and Fees” of the Luxembourg Prospectus and the relevant Annex 2 to the Luxembourg Prospectus for more information on the fees, charges and expenses applicable to the Fund.

d. Performance of the Fund

The performance³⁷ of each Class of the Fund as at 29 December 2023 is as follows:

³² Fund Administration, Depositary and Custody Fees, which are included in the total expense ratio (TER), which varies by Fund and by Share Class, may be partially allocated to the relevant Share Class by the Management Company. Please see the Company's latest annual report for details.

³³ No sales charge will be imposed by the Management Company on investors who subscribe for Shares through distributors in Singapore although investors should note that the distributors may impose a subscription charge separately. A sales charge of up to a maximum of 5.25% may be withheld by distributors and other intermediaries from any amount to be invested in all Classes with the exception of Class A7 and Class C. The Management Company can also withhold a sales charge of up to a maximum of 5.25% from any amount to be invested in all Classes with the exception of Class A7 and Class C. A switch from one Fund to another is deemed a sale for this purpose. Please refer to the section headed “Charges, Expenses and Fees”, in particular, the sub-section headed “Sales Charge Borne by the Investor” of the Luxembourg Prospectus for further information.

³⁴ This range may change from time to time without prior notice. Your financial adviser is required to disclose to you the amount of trailer fee it receives from the Management Company.

³⁵ Investments in Class C Shares and Shares of Equivalent Classes may only be made by investors having entered into a separate agreement with respect to management fee and/or other fund expenses, which are not deducted from these Shares' Net Asset Value.

³⁶ Please refer to the section “Charges, Expenses and Fees” of the Luxembourg Prospectus for the detail of what is included in the Annual Administration Charge.

³⁷ Source: Capital Group.

Class	Inception date	1 year (%)	3 years (%)	5 years (%)	10 years(%)	Lifetime (%)
A7	2019-04-30	9.54	4.77	n.a.	n.a.	6.46
B	2013-08-06	8.34	3.57	7.35	4.21	4.70
Bd	2013-08-06	8.31	3.55	7.34	4.20	4.69
Bgd	2013-08-06	8.26	3.54	7.35	4.20	4.69
C	2013-08-06	9.91	5.12	8.97	5.83	6.33
Z	2013-08-06	9.09	4.33	8.16	5.05	5.53
Zd	2013-08-06	9.10	4.31	8.14	5.05	5.53
Zgd	2013-08-06	9.13	4.32	8.15	5.05	5.53
ZL	2020-02-14	9.32	4.57	n.a.	n.a.	4.80
ZLd*	2020-01-24	9.36	4.57	n.a.	n.a.	5.03

*CGWDGLU ZLd inception on 24-JAN-20 and the share class was relaunched in USD on 21-FEB-20 after a period of dormancy

Performance is calculated in USD, on a NAV-NAV and swing pricing basis, with all dividends and distributions reinvested (net of reinvestment charges) and based on the assumption that **no** sales and redemption charges were imposed. Figures for the last one year show the percentage change, while figures exceeding one year show the average annual compounded return.

Class	Inception date	1 year (%)	3 years (%)	5 years (%)	10 years (%)	Lifetime (%)
A7	2019-04-30	3.79	2.90	n.a.	n.a.	5.24
B	2013-08-06	2.65	1.72	6.20	3.65	4.16
Bd	2013-08-06	2.62	1.71	6.19	3.64	4.15
Bgd	2013-08-06	2.58	1.70	6.19	3.64	4.15
C	2013-08-06	4.14	3.24	7.80	5.26	5.78
Z	2013-08-06	3.36	2.47	7.00	4.48	4.98
Zd	2013-08-06	3.38	2.45	6.98	4.48	4.98
Zgd	2013-08-06	3.40	2.46	6.99	4.48	4.99
ZL	2020-02-14	3.58	2.71	n.a.	n.a.	3.36
ZLd*	2020-01-24	3.62	2.71	n.a.	n.a.	3.57

*CGWDGLU ZLd inception on 24-JAN-20 and the share class was relaunched in USD on 21-FEB-20 after a period of dormancy

Performance is calculated in USD, on a NAV-NAV and swing pricing basis, with all dividends and distributions reinvested (net of reinvestment charges) and based on the assumption that the **maximum** sales charge was imposed and that any applicable redemption charge was imposed over the time period. Figures for the last one year show the percentage change, while figures exceeding one year show the average annual compounded return.

Shares whose returns are not included in the above tables have not been launched or have been launched for less than a year as at 29 December 2023.

Past performance of the Fund is not necessarily indicative of the future performance of the Fund.

e. Dividend Policy

It is not at present intended that dividends be distributed to Shareholders of Class A7, Class B, Class C, Class Z, Class ZL and corresponding Hedged Equivalent Classes in the Fund. The Company intends to recommend that dividends be distributed to Shareholders of all Dividend-distributing Equivalent Classes and Dividend-distributing Hedged Equivalent Classes.

Dividends may not actually be distributed in any given accounting period if such Class(es) has no or no significant net investment income.

Further details on the Company's dividend policy are set out in the section headed "Dividend Policy" in the Luxembourg Prospectus.

APPENDIX 4

CAPITAL GROUP EUROPEAN GROWTH AND INCOME FUND (LUX)

a. Investment Objective, Policy and Strategy

CGEGILU (also referred to in this Appendix 4 as the “Fund”) aims for long-term capital growth and income through investment primarily in listed Equity of issuers domiciled and/or having their principal place of business in European States. Preservation of capital is also a priority.

The eligible investment countries for the Fund is any country in Europe. Up to 10% of the Fund's assets may be invested in securities of issuers domiciled or having their principal place of business in non-eligible investment countries. At least 75% of the Fund's assets should be invested in Equities of issuers domiciled in a member state of the European Union, in a European Economic Area country, in the United Kingdom or Switzerland. The Fund may use, whether for hedging and/or efficient portfolio management purposes, forward contracts as described in more detail under the “Risk Warnings” section of the Luxembourg Prospectus and in Annex 1 of the Luxembourg Prospectus. Unlisted securities may also be purchased, subject to the relevant provisions of Annex 1, “General Investment Guidelines and Restrictions”, to the Luxembourg Prospectus.

In order to achieve its investment objective, the Fund may enter into securities lending transactions by lending securities of its portfolio to brokers, dealers and other institutions that provide cash in USD, EUR or JPY currency or US Treasury securities as collateral in an amount at least equal to the value of the securities loaned. No more than 15% of the net assets of the Fund will be used for lending securities. The level of exposure to securities lending is generally expected to be less than 5% of the net assets of the Fund.

The Fund is exposed to specific risks relating to equities, securities lending and sustainability risks, the details of which are set out in Paragraph 10 of the Singapore Prospectus. Please also read the “Risk Warnings” section in the Luxembourg Prospectus for more details of the relevant risk factors involved as well as Annex 1 “General Investment Guidelines and Restrictions”, to the Luxembourg Prospectus.

In order to achieve its investment goals, for treasury purposes and/or in case of unfavourable market conditions, the Fund may also invest in deposits with credit institutions, money market instruments and units of money market funds within the meaning of the investment restrictions set out in Annex 1 “General Investment Guidelines and Restrictions”.

b. Share Classes in the Fund

As at the date of registration of the Singapore Prospectus, the following Classes are available for subscription:

- (i) Class A4
- (ii) Class B
- (iii) Class Bd
- (iv) Class Bgd
- (v) Class Bgdm
- (vi) Class Bgdmh-USD
- (vii) Class Bh-USD
- (viii) Class C
- (ix) Class Cgd
- (x) Class P
- (xi) Class Z
- (xii) Class Zd
- (xiii) Class Zgdh-GBP
- (xiv) Class Zh-GBP
- (xv) Class Zh-USD
- (xvi) Class ZL
- (xvii) Class ZLd

(xviii) Class ZLh-GBP

c. Fees, Charges and Expenses³⁸

The fees, charges and expenses applicable to the Fund are set out in the table below.

Payable by the Investor	
Sales charge ³⁹	Maximum of 5.25%
Payable by the Fund	
Management Fee (a) Retained by Management Company (b) Paid by the Management Company to financial adviser ⁴⁰	oClass A4 and its Equivalent Classes: 0.450% p.a. oClass C and its Equivalent Classes: fluctuating ⁴¹ oClass P and its Equivalent Classes: 0.60% p.a. oClass Z and its Equivalent Classes: 0.75% p.a. oClass ZL and its Equivalent Classes: 0.525% p.a. For the above classes, the management fee is 100% retained by the Management Company. oClass B and its Equivalent Classes: 1.50% p.a. (a) 35% to 100% of Management fee (b) 0% to 65% of Management fee
Until 31 December 2024: Fund Administration Fee	Effective rate varies with the total assets of the Fund up to a maximum of 0.15% per annum
Until 31 December 2024: Depositary and Custody Fees	Effective rate varies with the total assets and with the country breakdown in the portfolio of the Fund up to a maximum of 0.05% per annum
From 1 January 2025: Annual Administration Charge ⁴²	Maximum of 0.25%

Please refer to the section headed “Charges, Expenses and Fees” of the Luxembourg Prospectus and the relevant Annex 2 to the Luxembourg Prospectus for more information on the fees, charges and expenses applicable to the Fund.

³⁸ Fund Administration, Depositary and Custody Fees, which are included in the total expense ratio (TER), which varies by Fund and by Share Class, may be partially allocated to the relevant Share Class by the Management Company. Please see the Company's latest annual report for details.

³⁹ No sales charge will be imposed by the Management Company on investors who subscribe for Shares through distributors in Singapore although investors should note that the distributors may impose a subscription charge separately. A sales charge of up to a maximum of 5.25% may be withheld by distributors and other intermediaries from any amount to be invested in all Classes with the exception of Class A4 and Class C. The Management Company can also withhold a sales charge of up to a maximum of 5.25% from any amount to be invested in all Classes with the exception of Class A4 and Class C. A switch from one Fund to another is deemed a sale for this purpose. Please refer to the section headed “Charges, Expenses and Fees”, in particular, the sub-section headed “Sales Charge Borne by the Investor” of the Luxembourg Prospectus for further information.

⁴⁰ This range may change from time to time without prior notice. Your financial adviser is required to disclose to you the amount of trailer fee it receives from the Management Company.

⁴¹ Investments in Class C Shares and Shares of Equivalent Classes may only be made by investors having entered into a separate agreement with respect to management fee and/or other fund expenses, which are not deducted from these Shares' Net Asset Value.

⁴² Please refer to the section “Charges, Expenses and Fees” of the Luxembourg Prospectus for the detail of what is included in the Annual Administration Charge.

d. Performance of the Fund

The performance⁴³ of each Class of the Fund as at 29 December 2023 is as follows:

Class	Inception date	1 year (%)	3 years (%)	5 years (%)	10 years (%)	Lifetime (%)
A4	2014-01-14	12.68	9.71	9.56	n.a.	6.45
B	2002-10-30	11.39	8.49	8.37	5.42	6.33
Bd	2004-08-31	11.38	8.50	8.38	5.42	6.13
Bgd	2021-08-06	11.39	n.a.	n.a.	n.a.	4.06
Bgdm	2017-09-06	11.42	8.50	8.37	n.a.	4.93
Bgdmh-USD	2017-09-06	12.67	9.15	9.48	n.a.	6.06
Bh-USD	2015-04-14	12.68	9.16	9.49	n.a.	4.86
C	2005-07-29	13.09	10.14	10.01	7.06	6.96
Cgd	2020-10-16	13.09	10.13	n.a.	n.a.	13.21
P	2020-01-14	12.41	9.48	n.a.	n.a.	5.05
Z	2013-04-25	12.23	9.31	9.20	6.24	7.19
Zd	2013-04-25	12.24	9.32	9.20	6.25	7.20
Zgdh-GBP	2015-04-14	12.88	9.23	9.15	n.a.	4.62
Zh-GBP	2015-04-14	12.86	9.23	9.15	n.a.	4.52
Zh-USD	2015-04-14	13.53	9.98	10.18	n.a.	5.67
ZL*	2020-02-14	12.48	9.55	n.a.	n.a.	4.92
ZLd*	2020-01-30	12.49	9.55	n.a.	n.a.	7.48
ZLh-GBP	2020-02-07	13.10	9.47	n.a.	n.a.	5.53

*CGEGILU ZL inceptioned on 14-FEB-20 and the share class was relaunched in EUR on 21-FEB-20 after a period of dormancy

*CGEGILU ZLd inceptioned on 30-JAN-20 and the share class was relaunched in EUR on 27-FEB-20 after a period of dormancy

Performance is calculated in EUR (save for Classes Bgdmh-USD, Bh-USD and Zh-USD which are calculated in USD and Classes Zgdh-GBP, ZLh-GBP and Zh-GBP which are calculated in GBP), on a NAV-NAV and swing pricing basis, with all dividends and distributions reinvested (net of reinvestment charges) and based on the assumption that **no** sales and redemption charges were imposed. Figures for the last one year show the percentage change, while figures exceeding one year show the average annual compounded return.

Class	Inception date	1 year (%)	3 years (%)	5 years (%)	10 years (%)	Lifetime (%)
A4	2014-01-14	6.76	7.75	8.39	n.a.	5.88
B	2002-10-30	5.54	6.55	7.21	4.85	6.06
Bd	2004-08-31	5.53	6.57	7.22	4.85	5.84
Bgd	2021-08-06	5.54	n.a.	n.a.	n.a.	1.75
Bgdm	2017-09-06	5.57	6.57	7.21	n.a.	4.03
Bgdmh-USD	2017-09-06	6.75	7.20	8.30	n.a.	5.16
Bh-USD	2015-04-14	6.76	7.21	8.31	n.a.	4.21
C	2005-07-29	7.15	8.18	8.83	6.48	6.65
Cgd	2020-10-16	7.15	8.17	n.a.	n.a.	11.32
P	2020-01-14	6.51	7.53	n.a.	n.a.	3.63
Z	2013-04-25	6.33	7.36	8.02	5.67	6.65
Zd	2013-04-25	6.34	7.37	8.03	5.68	6.66
Zgdh-GBP	2015-04-14	6.95	7.28	7.98	n.a.	3.97
Zh-GBP	2015-04-14	6.94	7.29	7.98	n.a.	3.87
Zh-USD	2015-04-14	7.57	8.02	9.00	n.a.	5.02

⁴³ Source: Capital Group.

ZL*	2020-02-14	6.58	7.60	n.a.	n.a.	3.46
ZLd*	2020-01-30	6.58	7.60	n.a.	n.a.	5.98
ZLh-GBP	2020-02-07	7.16	7.52	n.a.	n.a.	4.08

*CGEGILU ZL incepted on 14-FEB-20 and the share class was relaunched in EUR on 21-FEB-20 after a period of dormancy

*CGEGILU ZLd incepted on 30-JAN-20 and the share class was relaunched in EUR on 27-FEB-20 after a period of dormancy

Performance is calculated in EUR (save for Classes Bgdmh-USD, Bh-USD and Zh-USD which are calculated in USD and Classes Zgdh-GBP, ZLh-GBP and Zh-GBP which are calculated in GBP), on a NAV-NAV and swing pricing basis, with all dividends and distributions reinvested (net of reinvestment charges) and based on the assumption that the **maximum** sales charge was imposed and that any applicable redemption charge was imposed over the time period. Figures for the last one year show the percentage change, while figures exceeding one year show the average annual compounded return.

Shares whose returns are not included in the above tables have not been launched or have been launched for less than a year as at 29 December 2023.

Past performance of the Fund is not necessarily indicative of the future performance of the Fund.

e. Dividend Policy

It is not at present intended that dividends be distributed to Shareholders of Class A4, Class B, Class C, Class P, Class Z, Class ZL and corresponding Hedged Equivalent Classes in the Fund. The Company intends to recommend that dividends be distributed to Shareholders of all Dividend-distributing Equivalent Classes and Dividend-distributing Hedged Equivalent Classes.

Dividends may not actually be distributed in any given accounting period if such Class(es) has no or no significant net investment income.

Further details on the Company's dividend policy are set out in the section headed "Dividend Policy" in the Luxembourg Prospectus.

APPENDIX 5

CAPITAL GROUP GLOBAL ALLOCATION FUND (LUX)

a. Investment Objective, Policy and Strategy

CGGALU (also referred to in this Appendix 5 as the “Fund”) seeks the balanced accomplishment of 3 objectives: long-term growth of capital, conservation of principal and current income. The Fund will seek to meet these objectives by investing worldwide primarily in listed Equities and Bonds of companies and governments and other fixed income securities including mortgage and asset backed securities, denominated in various currencies. These are usually listed or traded on other Regulated Markets⁴⁴. The eligible investment countries for the Fund include any country.

In general, the Fund will seek to invest at least 45% of its total net assets in Equity and at least 25% of its total net assets in Investment Grade Bonds⁴⁵.

The Fund may invest in ABS/MBS which will not exceed 15% of the net assets of the Fund, and may invest up to 2% in distressed securities. The Fund may use financial derivative instruments for investment purposes, hedging and/or efficient portfolio management. Instruments permitted are interest rate swaps, CDXs, CDS, forward contracts, FX options, futures and options on futures as described in more detail under the “Risk Warnings” section of the Luxembourg Prospectus and in Annex 1 of the Luxembourg Prospectus. Up to 5% of the total net assets of the Fund may be subject to Total Return Swaps. The Fund may invest in contingent convertible bonds which will not exceed 5% of the net assets of the Fund.

The Fund may invest, either directly e.g. via the Shanghai-Hong Kong Stock Connect and Shenzhen-Hong Kong Stock Connect and/or indirectly such as by way of access warrants and/or other access products, into China A-Shares on an ancillary basis.

The Fund may invest on the China Interbank Bond Market up to 5% of the net assets of the Fund, either directly or via Bond Connect.

In order to achieve its investment objective, the Fund may enter into securities lending transactions by lending securities of its portfolio to brokers, dealers and other institutions that provide cash in USD, EUR or JPY currency or US Treasury securities as collateral in an amount at least equal to the value of the securities loaned. No more than 15% of the net assets of the Fund will be used for lending securities. The level of exposure to securities lending is generally expected to be less than 5% of the net assets of the Fund.

The Fund is exposed to specific risks relating to equities, bonds, emerging markets, over-the-counter markets, derivative instruments, ABS/MBS, distressed securities, contingent convertible bonds, Shanghai-Hong Kong Stock Connect and Shenzhen-Hong Kong Stock Connect, China Interbank Bond Market, Bond Connect, securities lending and sustainability risks, the details of which are set out in Paragraph 10 of the Singapore Prospectus. Please also read the “Risk Warnings” section in Luxembourg Prospectus for more details of the relevant risk factors involved as well as Annex 1, “General Investment Guidelines and Restrictions”, to the Luxembourg Prospectus.

In order to achieve its investment goals, for treasury purposes and/or in case of unfavourable market conditions, the Fund may also invest in deposits with credit institutions, money market instruments and units of money market funds within the meaning of the investment restrictions set out in Annex 1 “General Investment Guidelines and Restrictions”.

⁴⁴ “Regulated Market” refers to a market that is regulated, operating regularly, recognised and open to the public. In the case of Bonds, Regulated Markets include (i) the Over-the-Counter-Markets of the NASDAQ System, (ii) the Over-the-Counter Market of the members of the International Capital Market Association, (iii) the US NASD-regulated Over-the-Counter Bond Market and (iv) any similarly operating Regulated Market on which Bonds including Eurobonds and similar off-shore Bonds are customarily dealt in.

⁴⁵ “Investment Grade Bond” refers to a Bond with a credit rating equal to or better than BBB- by Standard & Poor’s or Fitch, or Baa3 by Moody’s, or an un-rated Bond deemed to be of equivalent standing by the Investment Adviser. In the case of a split-rated security, the highest rating will apply, unless otherwise specified in the relevant Fund Information Sheet in Annex 2 to the Luxembourg Prospectus.

Unlisted securities may also be purchased, subject to the relevant provisions of Annex 1, “General Investment Guidelines and Restrictions”, to the Luxembourg Prospectus.

b. Share Classes in the Fund

As at the date of registration of the Singapore Prospectus, the following Classes are available for subscription:

- (i) Class A4
- (ii) Class A7
- (iii) Class A7d
- (iv) Class A7dm
- (v) Class A7h-EUR
- (vi) Class B
- (vii) Class Bd
- (viii) Class Bdh-EUR
- (ix) Class Bgd
- (x) Class Bgdh-EUR
- (xi) Class Bh-EUR
- (xii) Class C
- (xiii) Class Cgd
- (xiv) Class Ch-JPY
- (xv) Class P
- (xvi) Class Z
- (xvii) Class Zd
- (xviii) Class Zgd
- (xix) Class Zh-EUR
- (xx) Class ZL
- (xxi) Class ZLd
- (xxii) Class ZLh-EUR

c. Fees, Charges and Expenses⁴⁶

The fees, charges and expenses applicable to the Fund are set out in the table below.

Payable by the Investor	
Sales charge ⁴⁷	Maximum of 5.25%
Payable by the Fund	
Management Fee	<ul style="list-style-type: none"> o Class A4 and its Equivalent Classes: 0.53% p.a. o Class A7 and its Equivalent Classes: 0.43% p.a. o Class C and its Equivalent Classes: fluctuating⁴⁹ o Class P and its Equivalent Classes: 0.60% p.a. o Class Z and its Equivalent Classes: 0.75% p.a.
(a) Retained by Management Company	

⁴⁶ Fund Administration, Depositary and Custody Fees, which are included in the total expense ratio (TER), which varies by Fund and by Share Class, may be partially allocated to the relevant Share Class by the Management Company. Please see the Company's latest annual report for details.

⁴⁷ No sales charge will be imposed by the Management Company on investors who subscribe for Shares through distributors in Singapore although investors should note that the distributors may impose a subscription charge separately. A sales charge of up to a maximum of 5.25% may be withheld by distributors and other intermediaries from any amount to be invested in all Classes with the exception of Class A4, Class A7 and Class C. The Management Company can also withhold a sales charge of up to a maximum of 5.25% from any amount to be invested in all Classes with the exception of Class A4, Class A7 and Class C. A switch from one Fund to another is deemed a sale for this purpose. Please refer to the section headed “Charges, Expenses and Fees”, in particular, the sub-section headed “Sales Charge Borne by the Investor” of the Luxembourg Prospectus for further information.

⁴⁹ Investments in Class C Shares and Shares of Equivalent Classes may only be made by investors having entered into a separate agreement with respect to management fee and/or other fund expenses, which are not deducted from these Shares' Net Asset Value.

(b) Paid by the Management Company to financial adviser ⁴⁸	oClass ZL and its Equivalent Classes: 0.525% p.a. For the above classes, the management fee is 100% retained by the Management Company. oClass B and its Equivalent Classes: 1.50% p.a. (a) 35% to 100% of Management fee (b) 0% to 65% of Management fee
Until 31 December 2024: Fund Administration Fee	Effective rate varies with the total assets of the Fund up to a maximum of 0.15% per annum
Until 31 December 2024: Depositary and Custody Fees	Effective rate varies with the total assets and with the country breakdown in the portfolio of the Fund up to a maximum of 0.05% per annum
From 1 January 2025: Annual Administration Charge ⁵⁰	Maximum of 0.25%

Please refer to the section headed “Charges, Expenses and Fees” of the Luxembourg Prospectus and the relevant Annex 2 to the Luxembourg Prospectus for more information on the fees, charges and expenses applicable to the Fund.

d. Performance of the Fund

The performance⁵¹ of each Class of the Fund as at 29 December 2023 is as follows:

Class	Inception date	1 year (%)	3 years (%)	5 years (%)	Lifetime (%)
A4*	2019-01-11	9.17	1.37	n.a.	3.84
A7*	2018-01-23	9.28	n.a.	n.a.	-0.73
A7h-EUR	2021-03-03	7.38	n.a.	n.a.	2.05
B	2014-01-31	7.99	0.31	5.60	4.26
Bd	2014-01-31	8.02	0.32	5.61	4.27
Bdh-EUR	2014-01-31	5.35	0.78	4.65	4.10
Bgd	2021-08-06	8.02	n.a.	n.a.	-2.34
Bgdh-EUR	2021-08-06	5.23	n.a.	n.a.	-2.33
Bh-EUR	2014-01-31	5.30	0.77	4.65	4.11
C	2014-01-31	9.71	1.87	7.22	5.91
Ch-JPY	2015-12-16	4.37	2.08	6.24	5.71
P*	2020-05-07	9.01	n.a.	n.a.	4.03
Z	2014-01-31	8.86	1.08	6.39	5.11
Zd	2014-12-09	8.79	1.06	6.40	4.96
Zgd	2014-01-31	8.83	1.08	6.40	5.11
Zh-EUR	2017-05-22	6.07	1.54	5.44	3.87
ZL	2020-01-24	9.09	1.31	n.a.	3.73

⁴⁸ This range may change from time to time without prior notice. Your financial adviser is required to disclose to you the amount of trailer fee it receives from the Management Company.

⁵⁰ Please refer to the section “Charges, Expenses and Fees” of the Luxembourg Prospectus for the detail of what is included in the Annual Administration Charge.

⁵¹ Source: Capital Group.

ZLh-EUR	2020-02-07	6.39	1.78	n.a.	2.92
---------	------------	------	------	------	------

*CGGALU A4 inception on 11-JAN-19 and the share class was relaunched in USD on 22-SEP-20 after a period of dormancy

*CGGALU A7 inception on 23-JAN-18 and the share class was relaunched in USD on 16-JUL-21 after a period of dormancy

*CGGALU P inception on 07-MAY-20 and the share class was relaunched in USD on 17-AUG-22 after a period of dormancy

Performance is calculated in USD (save for Classes A7h-EUR, Bdh-EUR, Bgdh-EUR, Bh-EUR, Zh-EUR and ZLh-EUR which are calculated in EUR and Class Ch-JPY which is calculated in JPY), on a NAV-NAV and swing pricing basis, with all dividends and distributions reinvested (net of reinvestment charges) and based on the assumption that **no** sales and redemption charges were imposed. Figures for the last one year show the percentage change, while figures exceeding one year show the average annual compounded return.

Class	Inception date	1 year (%)	3 years (%)	5 years (%)	Lifetime (%)
A4*	2019-01-11	3.43	-0.44	n.a.	2.14
A7*	2018-01-23	3.54	n.a.	n.a.	-2.88
A7h-EUR	2021-03-03	1.75	n.a.	n.a.	0.12
B	2014-01-31	2.32	-1.47	4.47	3.70
Bd	2014-01-31	2.35	-1.47	4.48	3.70
Bdh-EUR	2014-01-31	-0.18	-1.02	3.52	3.54
Bgd	2021-08-06	2.35	n.a.	n.a.	-4.51
Bgdh-EUR	2021-08-06	-0.30	n.a.	n.a.	-4.50
Bh-EUR	2014-01-31	-0.23	-1.02	3.53	3.55
C	2014-01-31	3.95	0.06	6.07	5.34
Ch-JPY	2015-12-16	-1.11	0.26	5.10	5.00
P*	2020-05-07	3.29	n.a.	n.a.	0.02
Z	2014-01-31	3.15	-0.72	5.25	4.54
Zd	2014-12-09	3.08	-0.74	5.25	4.33
Zgd	2014-01-31	3.12	-0.73	5.26	4.54
Zh-EUR	2017-05-22	0.50	-0.27	4.31	3.02
ZL	2020-01-24	3.36	-0.49	n.a.	2.31
ZLh-EUR	2020-02-07	0.81	-0.03	n.a.	1.50

*CGGALU A4 inception on 11-JAN-19 and the share class was relaunched in USD on 22-SEP-20 after a period of dormancy

*CGGALU A7 inception on 23-JAN-18 and the share class was relaunched in USD on 16-JUL-21 after a period of dormancy

*CGGALU P inception on 07-MAY-20 and the share class was relaunched in USD on 17-AUG-22 after a period of dormancy

Performance is calculated in USD (save for Classes A7h-EUR, Bdh-EUR, Bgdh-EUR, Bh-EUR, Zh-EUR and ZLh-EUR which are calculated in EUR and Class Ch-JPY which is calculated in JPY), on a NAV-NAV and swing pricing basis, with all dividends and distributions reinvested (net of reinvestment charges) and based on the assumption that the **maximum** sales charge was imposed and that any applicable redemption charge was imposed over the time period. Figures for the last one year show the percentage change, while figures exceeding one year show the average annual compounded return.

Shares whose returns are not included in the above tables have not been launched or have been launched for less than a year as at 29 December 2023.

Past performance of the Fund is not necessarily indicative of the future performance of the Fund.

e. Dividend Policy

It is not at present intended that dividends be distributed to Shareholders of Class A4, Class A7, Class B, Class C, Class P, Class Z, Class ZL and corresponding Hedged Equivalent Classes in the Fund. The Company intends to recommend that dividends be distributed to Shareholders of all Dividend-distributing Equivalent Classes and Dividend-distributing Hedged Equivalent Classes.

Dividends may not actually be distributed in any given accounting period if such Class(es) has no or no significant net investment income.

Further details on the Company's dividend policy are set out in the section headed "Dividend Policy" in the Luxembourg Prospectus.

APPENDIX 6

CAPITAL GROUP GLOBAL HIGH INCOME OPPORTUNITIES (LUX)

a. Investment Objective, Policy and Strategy

CGGHIOLU (also referred to in this Appendix 6 as the “**Fund**”) aims to provide, over the long term, a high level of total return, of which a large component is current income. The Fund invests primarily in Emerging Market Bonds and corporate High Yield Bonds⁵² from around the world, denominated in USD and various national currencies (including Emerging Markets currencies). These are usually listed or traded on other Regulated Markets. The eligible investment countries for the Fund include any country.

ESG criteria

- Management of a carbon footprint lower than the Fund’s selected index level.
- Implementation of a Negative Screening Policy relating to the Fund’s investments in corporate issuers and sovereign issuers.

The Fund will invest primarily in Bonds. The Fund aims to manage a carbon footprint (WACI) for its investments in corporate issuers that is lower than 50% Bloomberg US Corp HY 2% Issuer Capped Total Return, 20% JPM EMBI Global Total Return, 20% JPM GBI-EM Global Diversified Total Return, 10% JPM CEMBI Broad Diversified Total Return indexes and which will only apply to Equities and corporate Bonds. It will not apply to sovereign issuers. Should the WACI of the Fund not be lower than the level of the aforementioned indexes, the Investment Adviser will consider what action is in the best interest of the Fund, its Shareholders and in line with the relevant Fund investment objective to bring the Fund back above the threshold in a reasonable period of time. The Investment Adviser relies on carbon footprint data from a third party provider to carry out ongoing monitoring of weighted average carbon intensity (“**WACI**”) at the Fund level, and may reduce or eliminate exposures to certain companies as necessary.

The Investment Adviser evaluates and applies ESG and norms-based screening to implement exclusions at the time of purchase on corporate and sovereign issuers, with respect to certain sectors such as fossil fuel and weapons. To support this screening, for sovereign issuers, it relies on the use of proprietary ESG framework and, for corporate issuers, it relies on third party provider(s) who identify an issuer’s participation in or the revenue which they derive from activities that are inconsistent with the ESG and norms-based screens. The Negative Screening Policy applied can be found on <https://www.capitalgroup.com/content/dam/cgc/tenants/eacg/negative-screening-policy.pdf>.

For more details on the ESG criteria and ESG characteristics of the Fund, please refer to its SFDR Article 8 pre-contractual disclosure at the relevant Annex 2 to the Luxembourg Prospectus.

In general, the Fund will seek to have not more than 10% of its total net assets invested in hybrid securities (i.e. fixed-income securities convertible into equity or preferred shares), or equity securities. The Fund may invest up to 10% in distressed securities.

The Fund may use financial derivative instruments for investment purposes, hedging and/or efficient portfolio management. Instruments permitted are interest rate swaps, CDXs, CDS, forward contracts, FX options, futures and options on futures as described in more detail under the “Risk Warnings” section of the Luxembourg Prospectus and in Annex 1 of the Luxembourg Prospectus. Up to 10% of the total net assets of the Fund may be subject to Total Return Swaps. The Fund may invest in ABS/MBS which will not exceed 10% of the net assets of the Fund. The Fund may invest in contingent convertible bonds which will not exceed 5% of the net assets of the Fund.

The Fund may invest on the China Interbank Bond Market up to 20% of the net assets of the Fund, either directly or via Bond Connect.

⁵² “High Yield Bonds” refer to Bonds with a credit rating equal to or lower than BB+ by Standard & Poor’s or Fitch, or Ba1 by Moody’s, or un-rated Bonds deemed to be of equivalent standing by the Investment Adviser.

The Fund is exposed to specific risks relating to bonds, high yield bonds, contingent convertible bonds, derivative instruments, ABS/MBS, emerging markets, over-the-counter markets, distressed securities, China Interbank Bond Market, Bond Connect and sustainability risks, the details of which are set out in Paragraph 10 of the Singapore Prospectus. Please also read the "Risk Warnings" section of the Luxembourg Prospectus for more details of the relevant risk factors involved as well as Annex 1, "General Investment Guidelines and Restrictions", to the Luxembourg Prospectus.

In order to achieve its investment goals, for treasury purposes and/or in case of unfavourable market conditions, the Fund may also invest in deposits with credit institutions, money market instruments and units of money market funds within the meaning of the investment restrictions set out in Annex 1 "General Investment Guidelines and Restrictions", to the Luxembourg Prospectus.

Unlisted securities may also be purchased, subject to the relevant provisions of Annex 1, "General Investment Guidelines and Restrictions", to the Luxembourg Prospectus.

b. Share Classes in the Fund

As at the date of registration of the Singapore Prospectus, the following Classes are available for subscription:

- (i) Class A4
- (ii) Class A7
- (iii) Class A7d
- (iv) Class A9
- (v) Class B
- (vi) Class Bd
- (vii) Class Bdh-EUR
- (viii) Class Bdh-GBP
- (ix) Class Bfdm
- (x) Class Bfdmh-AUD
- (xi) Class Bfdmh-CNH
- (xii) Class Bfdmh-EUR
- (xiii) Class Bfdmh-GBP
- (xiv) Class Bfdmh-SGD
- (xv) Class Bgd
- (xvi) Class Bgdh-EUR
- (xvii) Class Bgdh-GBP
- (xviii) Class Bh-EUR
- (xix) Class Bh-GBP
- (xx) Class Bh-SGD
- (xxi) Class C
- (xxii) Class Cadmh-AUD
- (xxiii) Class Cd
- (xxiv) Class Cgd
- (xxv) Class Ch-CHF
- (xxvi) Class Ch-JPY
- (xxvii) Class P
- (xxviii) Class Pd
- (xxix) Class Pdh-EUR
- (xxx) Class Pdh-GBP
- (xxxi) Class Pdm
- (xxxii) Class Pgd
- (xxxiii) Class Pgdh-GBP
- (xxxiv) Class Ph-EUR
- (xxxv) Class Ph-GBP
- (xxxvi) Class Z
- (xxxvii) Class Zd
- (xxxviii) Class Zdh-EUR
- (xxxix) Class Zdh-GBP
- (xl) Class Zdm
- (xli) Class Zfdmh-SGD

- (xlii) Class Zgd
- (xliii) Class Zgdh-GBP
- (xliv) Class Zh-CHF
- (xlv) Class Zh-EUR
- (xlv) Class Zh-GBP
- (xlvii) Class ZL
- (xlviii) Class ZLd
- (xlix) Class ZLdh-EUR
- (l) Class ZLh-CHF
- (li) Class ZLh-EUR
- (lii) Class ZLh-GBP

c. Fees, Charges and Expenses⁵³

The fees, charges and expenses applicable to the Fund are set out in the table below.

Payable by the Investor	
Sales charge ⁵⁴	Maximum of 5.25%
Payable by the Fund	
Management Fee (a) Retained by Management Company (b) Paid by the Management Company to financial adviser ⁵⁵	oClass A4 and its Equivalent Classes: 0.450% p.a. oClass A7 and its Equivalent Classes: 0.375% p.a. oClass A9 and its Equivalent Classes: 0.325% p.a. oClass C and its Equivalent Classes: fluctuating ⁵⁶ oClass P and its Equivalent Classes: 0.60% p.a. oClass Z and its Equivalent Classes: 0.75% p.a. oClass ZL and its Equivalent Classes: 0.525% p.a. For the above classes, the management fee is 100% retained by the Management Company. oClass B and its Equivalent Classes: 1.50% p.a. (a) 35% to 100% of Management fee (b) 0% to 65% of Management fee
Until 31 December 2024: Fund Administration Fee	Effective rate varies with the total assets of the Fund up to a maximum of 0.15% per annum
Until 31 December 2024: Depositary and Custody Fees	Effective rate varies with the total assets and with the country breakdown in the portfolio of the Fund up to a maximum of 0.06% per annum

⁵³ Fund Administration, Depositary and Custody Fees, which are included in the total expense ratio (TER), which varies by Fund and by Share Class, may be partially allocated to the relevant Share Class by the Management Company. Please see the Company's latest annual report for details.

⁵⁴ No sales charge will be imposed by the Management Company on investors who subscribe for Shares through distributors in Singapore although investors should note that the distributors may impose a subscription charge separately. A sales charge of up to a maximum of 5.25% may be withheld by distributors and other intermediaries from any amount to be invested in all Classes with the exception of Class A4, Class A7, Class A9 and Class C. The Management Company can also withhold a sales charge of up to a maximum of 5.25% from any amount to be invested in all Classes with the exception of Class A4, Class A7, Class A9 and Class C. A switch from one Fund to another is deemed a sale for this purpose. Please refer to the section headed "Charges, Expenses and Fees", in particular, the sub-section headed "Sales Charge Borne by the Investor" of the Luxembourg Prospectus for further information.

⁵⁵ This range may change from time to time without prior notice. Your financial adviser is required to disclose to you the amount of trailer fee it receives from the Management Company.

⁵⁶ Investments in Class C Shares and Shares of Equivalent Classes may only be made by investors having entered into a separate agreement with respect to management fee and/or other fund expenses, which are not deducted from these Shares' Net Asset Value.

From 1 January 2025: Annual Administration Charge ⁵⁷	Maximum of 0.25%
---	------------------

Please refer to the section headed “Charges, Expenses and Fees” of the Luxembourg Prospectus and the relevant Annex 2 to the Luxembourg Prospectus for more information on the fees, charges and expenses applicable to the Fund.

d. Performance of the Fund

The performance⁵⁸ of each Class of the Fund as at 29 December 2023 is as follows:

Class	Inception date	1 year (%)	3 years (%)	5 years (%)	10 years (%)	Lifetime (%)
A4	2008-07-07	12.00	-0.09	4.23	3.55	5.26
A7	2014-04-10	12.08	-0.01	4.33	n.a.	3.35
B	2001-01-15	10.80	-1.18	3.10	2.50	6.12
Bd	2004-08-31	10.81	-1.17	3.11	2.50	5.50
Bdh-EUR	2012-08-07	8.30	-3.03	0.99	0.75	1.18
Bdh-GBP	2009-08-07	9.88	-1.86	2.02	1.66	3.66
Bfdm	2017-05-05	10.76	-1.18	3.10	n.a.	2.38
Bfdmh-AUD	2018-06-19	8.94	-2.28	1.94	n.a.	1.60
Bfdmh-CNH	2019-04-01	8.00	-1.05	n.a.	n.a.	2.43
Bfdmh-EUR	2018-06-19	8.26	-3.05	0.99	n.a.	0.48
Bfdmh-GBP	2018-06-19	9.93	-1.91	2.02	n.a.	1.54
Bfdmh-SGD	2017-10-23	9.09	-1.90	2.37	n.a.	1.26
Bgd	2013-02-01	10.82	-1.17	3.11	2.50	2.17
Bgdh-EUR	2021-08-06	8.33	n.a.	n.a.	n.a.	-3.85
Bgdh-GBP	2013-04-29	9.90	-1.87	2.03	1.67	1.24
Bh-EUR	2011-04-11	8.28	-3.06	0.98	0.76	1.52
Bh-GBP	2011-08-11	9.94	-1.90	2.02	1.63	2.54
Bh-SGD	2018-06-19	9.09	-1.89	2.38	n.a.	1.95
C	1999-05-07	12.47	0.34	4.68	4.10	7.73
Cadmh-AUD	2018-10-23	10.66	-0.72	3.59	n.a.	3.18
Cd	2006-09-19	12.47	0.34	4.68	4.09	6.25
Cfdmh-JPY	2022-12-01	6.20	n.a.	n.a.	n.a.	5.00
Ch-CHF*	2009-06-17	7.78	-2.39	1.89	n.a.	1.15
Ch-JPY	2015-12-16	6.19	-2.55	2.02	n.a.	3.72
P*	2021-11-29	11.80	n.a.	n.a.	n.a.	0.29
Pdm	2021-03-09	11.79	n.a.	n.a.	n.a.	0.49
Pgd	2020-01-22	11.78	-0.29	n.a.	n.a.	1.71
Pgdh-GBP	2020-01-22	10.91	-1.01	n.a.	n.a.	0.83

⁵⁷ Please refer to the section “Charges, Expenses and Fees” of the Luxembourg Prospectus for the detail of what is included in the Annual Administration Charge.

⁵⁸ Source: Capital Group.

Ph-EUR	2020-04-09	9.30	-2.22	n.a.	n.a.	3.23
Ph-GBP	2020-05-15	10.90	-1.00	n.a.	n.a.	3.99
Z	2012-11-14	11.63	-0.43	3.88	3.30	3.41
Zd	2012-10-23	11.64	-0.44	3.88	3.30	3.35
Zdh-EUR	2017-12-22	9.10	-2.32	1.74	n.a.	0.76
Zdh-GBP	2012-11-14	10.70	-1.14	2.78	2.47	2.65
Zdm	2020-02-27	11.63	-0.43	n.a.	n.a.	1.88
Zfdmh-SGD	2017-05-05	9.90	-1.17	3.13	n.a.	2.41
Zgd	2012-08-21	11.60	-0.45	3.87	3.29	3.60
Zgdh-GBP	2012-08-21	10.70	-1.16	2.77	2.47	2.86
Zh-CHF	2017-11-29	6.99	-3.12	1.12	n.a.	0.00
Zh-EUR	2013-03-27	9.11	-2.32	1.73	1.54	1.30
Zh-GBP	2012-11-14	10.73	-1.14	2.80	2.43	2.62
ZL	2020-01-30	11.85	-0.21	n.a.	n.a.	1.92
ZLd	2020-01-24	11.86	-0.21	n.a.	n.a.	1.83
ZLdh-EUR	2020-02-21	9.36	-2.09	n.a.	n.a.	-0.18
ZLh-CHF	2020-01-30	7.20	-2.92	n.a.	n.a.	-0.60
ZLh-EUR	2020-02-07	9.35	-2.11	n.a.	n.a.	-0.02
ZLh-GBP	2020-02-14	10.97	-0.92	n.a.	n.a.	0.81

*CGHIOLU Ch-CHF inception on 17-JUN-09 and the share class was relaunched in CHF on 08-MAY-18 after a period of dormancy

*CGHIOLU P inception on 29-NOV-21 and the share class was relaunched in USD on 28-JAN-22 after a period of dormancy

Performance is calculated in USD (save for Classes Bdh-EUR, Bfdmh-EUR, Bghd_EUR, Bh-EUR, Ph-EUR, Zdh-EUR, Zh-EUR, ZLdh-EUR and ZLh-EUR which are calculated in EUR, Classes Bdh-GBP, Bfdmh-GBP Bgdh-GBP, Bh-GBP, Pgdh-GBP, Ph-GBP, Zdh-GBP, Zgdh-GBP, Zh-GBP and ZLh-GBP which are calculated in GBP, Class Bfdmh-SGD, Bh-SGD and Zfdmh-SGD which is calculated in SGD, Classes Ch-CHF, Zh-CHF and ZLh-CHF which are calculated in CHF, Classes Bfdmh-AUD and Cadmh-AUD which are calculated in AUD, Class Bfdmh-CNH which is calculated in CNH and Classes Cfdmh-JPY and Ch-JPY which are calculated in JPY), on a NAV-NAV and swing pricing basis, with all dividends and distributions reinvested (net of reinvestment charges) and based on the assumption that **no** sales and redemption charges were imposed. For the Hedged Equivalent Classes, investment results are shown in the currency referred to in the relevant Class' designation. Figures for the last one year show the percentage change, while figures exceeding one year show the average annual compounded return.

Class	Inception date	1 year (%)	3 years (%)	5 years (%)	10 years (%)	Lifetime (%)
A4	2008-07-07	6.12	-1.87	3.11	2.99	4.90
A7	2014-04-10	6.19	-1.79	3.21	n.a.	2.78
B	2001-01-15	4.98	-2.94	1.99	1.95	5.87
Bd	2004-08-31	5.00	-2.93	2.00	1.95	5.20
Bdh-EUR	2012-08-07	2.62	-4.76	-0.09	0.21	0.70
Bdh-GBP	2009-08-07	4.11	-3.61	0.93	1.11	3.27
Bfdm	2017-05-05	4.94	-2.94	1.99	n.a.	1.56
Bfdmh-AUD	2018-06-19	3.22	-4.02	0.84	n.a.	0.62
Bfdmh-CNH	2019-04-01	2.33	-2.82	n.a.	n.a.	1.27
Bfdmh-EUR	2018-06-19	2.58	-4.78	-0.10	n.a.	-0.50
Bfdmh-GBP	2018-06-19	4.16	-3.65	0.93	n.a.	0.55

Bfdmh-SGD	2017-10-23	3.36	-3.64	1.28	n.a.	0.38
Bgd	2013-02-01	5.01	-2.93	2.00	1.95	1.67
Bgdh-EUR	2021-08-06	2.64	n.a.	n.a.	n.a.	-5.98
Bgdh-GBP	2013-04-29	4.13	-3.62	0.94	1.12	0.73
Bh-EUR	2011-04-11	2.60	-4.79	-0.10	0.21	1.09
Bh-GBP	2011-08-11	4.17	-3.64	0.93	1.09	2.09
Bh-SGD	2018-06-19	3.36	-3.64	1.28	n.a.	0.96
C	1999-05-07	6.56	-1.44	3.56	3.54	7.49
Cadmh-AUD	2018-10-23	4.85	-2.49	2.48	n.a.	2.11
Cd	2006-09-19	6.56	-1.45	3.56	3.53	5.92
Cfdmh-JPY	2022-12-01	0.63	n.a.	n.a.	n.a.	-0.11
Ch-CHF*	2009-06-17	2.12	-4.13	0.79	n.a.	0.18
Ch-JPY	2015-12-16	0.62	-4.28	0.93	n.a.	3.03
P*	2021-11-29	5.93	n.a.	n.a.	n.a.	-2.48
Pdm	2021-03-09	5.92	n.a.	n.a.	n.a.	-1.42
Pgd	2020-01-22	5.92	-2.06	n.a.	n.a.	0.32
Pgdh-GBP	2020-01-22	5.09	-2.77	n.a.	n.a.	-0.54
Ph-EUR	2020-04-09	3.56	-3.96	n.a.	n.a.	1.75
Ph-GBP	2020-05-15	5.08	-2.76	n.a.	n.a.	2.45
Z	2012-11-14	5.77	-2.21	2.76	2.74	2.91
Zd	2012-10-23	5.77	-2.21	2.76	2.74	2.85
Zdh-EUR	2017-12-22	3.37	-4.06	0.64	n.a.	-0.14
Zdh-GBP	2012-11-14	4.89	-2.90	1.68	1.92	2.16
Zdm	2020-02-27	5.77	-2.21	n.a.	n.a.	0.46
Zfdmh-SGD	2017-05-05	4.13	-2.93	2.03	n.a.	1.59
Zgd	2012-08-21	5.74	-2.22	2.75	2.74	3.11
Zgdh-GBP	2012-08-21	4.89	-2.92	1.67	1.92	2.38
Zh-CHF	2017-11-29	1.37	-4.85	0.04	n.a.	-0.89
Zh-EUR	2013-03-27	3.38	-4.06	0.63	0.99	0.80
Zh-GBP	2012-11-14	4.92	-2.91	1.70	1.88	2.13
ZL	2020-01-30	5.98	-1.99	n.a.	n.a.	0.53
ZLd	2020-01-24	5.99	-1.99	n.a.	n.a.	0.44
ZLdh-EUR	2020-02-21	3.62	-3.84	n.a.	n.a.	-1.57
ZLh-CHF	2020-01-30	1.58	-4.65	n.a.	n.a.	-1.96
ZLh-EUR	2020-02-07	3.61	-3.85	n.a.	n.a.	-1.40
ZLh-GBP	2020-02-14	5.14	-2.69	n.a.	n.a.	-0.58

*CGGHIOLU Ch-CHF inception on 17-JUN-09 and the share class was relaunched in CHF on 08-MAY-18 after a period of dormancy

*CGGHIOLU P inception on 29-NOV-21 and the share class was relaunched in USD on 28-JAN-22 after a period of dormancy

Performance is calculated in USD (save for Classes Bdh-EUR, Bfdmh-EUR, Bgdh-EUR, Bh-EUR, Ph-EUR, Zdh-EUR, Zh-EUR, ZLdh-EUR and ZLh-EUR which are calculated in EUR, Classes Bdh-GBP, Bfdmh-GBP, Bgdh-GBP, Bh-GBP, Pgdh-GBP, Ph-GBP, Zdh-GBP, Zgdh-GBP, Zh-GBP and ZLh-GBP which are calculated in GBP, Class Bfdmh-SGD, Bh-SGD and Zfdmh-SGD which are calculated in SGD, Classes Ch-CHF, Zh-CHF and ZLh-CHF which are calculated in CHF, Classes Bfdmh-AUD and Cadmh-AUD which are calculated in AUD, Class Bfdmh-CNH which is calculated in CNH and Classes Cfdmh-JPY and Ch-JPY which are calculated in JPY),

on a NAV-NAV and swing pricing basis, with all dividends and distributions reinvested (net of reinvestment charges) and based on the assumption that the **maximum** sales charge was imposed and that any applicable redemption charge was imposed over the time period. Figures for the last one year show the percentage change, while figures exceeding one year show the average annual compounded return.

Shares whose returns are not included in the above tables have not been launched or have been launched for less than a year as at 29 December 2023.

Past performance of the Fund is not necessarily indicative of the future performance of the Fund.

e. Dividend Policy

It is not at present intended that dividends will be distributed to Shareholders of Class A4, Class A7, Class A9, Class B, Class C, Class P, Class Z, Class ZL and corresponding Hedged Equivalent Classes in the Fund. The Company intends to recommend that dividends be distributed to Shareholders of all Dividend-distributing Equivalent Classes and Dividend-distributing Hedged Equivalent Classes.

Dividends may not actually be distributed in any given accounting period if such Class(es) has no or no significant net investment income.

Further details on the Company's dividend policy are set out in the section headed "Dividend Policy" in the Luxembourg Prospectus.

f. Use of Derivative Instruments

The calculation method of the risk exposure for the Fund is the relative VaR approach using 50% Bloomberg US Corporate High Yield 2% Issuer Capped Total Return, 20% JPMorgan EMBI Global Total Return, 20% JPM GBI-EM Global Diversified Total Return and 10% JPM CEMBI Broad Diversified Total Return index as the appropriate reference portfolio.

The Fund is actively managed. The Company has full discretion over the composition of the Fund's portfolio, subject to the relevant investment objective, guidelines and restrictions, which do not provide for index-tracking objectives.

The use of the above index is in relation to the calculation of the Relative VaR. Though the majority of the holdings of the Fund (excluding derivatives) are likely to be components of the index, the Investment Adviser is not bound by the components or weighting of the index when selecting investments and may invest in securities not included in the index. The degree to which the Fund may resemble the composition and risk characteristics of the index will vary over time and its performance may be meaningfully different.

Further information on Relative VaR can be found in Annex 1 under "Risk management and monitoring of financial derivatives instruments" of the Luxembourg Prospectus.

The Fund's level of leverage is expected to be 75% of the net assets of the Fund, as calculated using the sum of the notionals, not taking into account any netting of the derivatives and hedging arrangements that the Fund has in place at any time. Under certain circumstances (e.g. very low market volatility), the actual Fund's level of leverage may increase from time to time to higher levels.

The Fund's expected level of leverage is not a regulatory limit on the Fund and there may be no action whether the actual leverage is higher or lower than the disclosed expected level of leverage.

APPENDIX 7

CAPITAL GROUP GLOBAL BOND FUND (LUX)

a. Investment Objective, Policy and Strategy

CGGBLU (also referred to in this Appendix 7 as the “Fund”) aims to provide over the long term, a high level of total return consistent with prudent investment management. The Fund invests worldwide primarily in Investment Grade Bonds of governmental, supranational and corporate issuers and in other fixed income securities including mortgage and asset backed securities, denominated in various currencies. The types of mortgage backed securities in which the Fund may invest are CMBS, CMO, RMBS and TBA contracts. These are usually listed or traded on other Regulated Markets. The eligible investment countries for the Fund include any country.

High Yield Bonds will not be considered as eligible assets in which the Fund will exclusively invest. If an Investment Grade Bond is downgraded to a High Yield Bond, such bond must be realised within six months from its downgrading, taking account of the interests of Shareholders. In case of split-rated Bonds, the highest credit rating of S&P, Moody’s or Fitch will apply. The Fund may invest in MBS/ABS which will not exceed 40% of the net assets of the Fund. The types of MBS in which the Fund may invest are CMBS, CMO, RMBS and TBA contracts. The Fund may use financial derivative instruments for investment purposes, hedging and/or efficient portfolio management. Instruments permitted are interest rate swaps, CDXs, CDS, forward contracts, FX options, futures and options on futures as described in more detail under the “Risk Warnings” section of the Luxembourg Prospectus and in Annex 1 of the Luxembourg Prospectus.

Up to 10% of the total net assets of the Fund may be subject to Total Return Swaps. The Fund may invest on the China Interbank Bond Market up to 20% of the net assets of the Fund, either directly or via Bond Connect.

The Fund is exposed to specific risks relating to bonds, emerging markets, ABS/MBS, derivative instruments, over-the-counter markets, China Interbank Bond Market, Bond Connect and sustainability risks, the details of which are set out in Paragraph 10 of the Singapore Prospectus. Please also read the “Risk Warnings” section of the Luxembourg Prospectus for more details of the relevant risk factors involved as well as Annex 1, “General Investment Guidelines and Restrictions”, to the Luxembourg Prospectus.

In order to achieve its investment goals, for treasury purposes and/or in case of unfavourable market conditions, the Fund may also invest in deposits with credit institutions, money market instruments and units of money market funds within the meaning of the investment restrictions set out in Annex 1 “General Investment Guidelines and Restrictions” to the Luxembourg Prospectus.

Unlisted Investment Grade Bonds may also be purchased, subject to the relevant provisions of Annex 1, “General Investment Guidelines and Restrictions”, to the Luxembourg Prospectus.

b. Share Classes in the Fund

As at the date of registration of the Singapore Prospectus, the following Classes are available for subscription:

- (i) Class A4
- (ii) Class A7
- (iii) Class B
- (iv) Class Bd
- (v) Class C
- (vi) Class Cd
- (vii) Class Cdh-EUR
- (viii) Class Cgdh-EUR
- (ix) Class Ch-CHF
- (x) Class Ch-JPY
- (xi) Class Ch-USD
- (xii) Class P

- (xiii) Class Z
- (xiv) Class Zd
- (xv) Class Zh-EUR
- (xvi) Class Zh-USD
- (xvii) Class ZL
- (xviii) Class ZLd

c. Fees, Charges and Expenses⁵⁹

The fees, charges and expenses applicable to the Fund are set out in the table below.

Payable by the Investor	
Sales charge ⁶⁰	Maximum of 5.25%
Payable by the Fund	
Management Fee (a) Retained by Management Company (b) Paid by the Management Company to financial adviser ⁶¹	oClass A4 and its Equivalent Classes: 0.300% p.a. oClass A7 and its Equivalent Classes: 0.250% p.a. oClass C and its Equivalent Classes: fluctuating ⁶² oClass P and its Equivalent Classes: 0.40% p.a. oClass Z and its Equivalent Classes: 0.50% p.a. oClass ZL and its Equivalent Classes: 0.35% p.a. For the above classes, the management fee is 100% retained by the Management Company. oClass B and its Equivalent Classes: 1.00% p.a. (a) 35% to 100% of Management fee (b) 0% to 65% of Management fee
Until 31 December 2024: Fund Administration Fee	Effective rate varies with the total assets of the Fund up to a maximum of 0.15% per annum
Until 31 December 2024: Depositary and Custody Fees	Effective rate varies with the total assets and with the country breakdown in the portfolio of the Fund up to a maximum of 0.06% per annum
From 1 January 2025: Annual Administration Charge ⁶³	Maximum of 0.25%

⁵⁹ Fund Administration, Depositary and Custody Fees, which are included in the total expense ratio (TER), which varies by Fund and by Share Class, may be partially allocated to the relevant Share Class by the Management Company. Please see the Company's latest annual report for details.

⁶⁰ No sales charge will be imposed by the Management Company on investors who subscribe for Shares through distributors in Singapore although investors should note that the distributors may impose a subscription charge separately. A sales charge of up to a maximum of 5.25% may be withheld by distributors and other intermediaries from any amount to be invested in all Classes with the exception of Class A4, Class A7 and Class C. The Management Company can also withhold a sales charge of up to a maximum of 5.25% from any amount to be invested in all Classes with the exception of Class A4, Class A7 and Class C. A switch from one Fund to another is deemed a sale for this purpose. Please refer to the section headed "Charges, Expenses and Fees", in particular, the sub-section headed "Sales Charge Borne by the Investor" of the Luxembourg Prospectus for further information.

⁶¹ This range may change from time to time without prior notice. Your financial adviser is required to disclose to you the amount of trailer fee it receives from the Management Company.

⁶² Investments in Class C Shares and Shares of Equivalent Classes may only be made by investors having entered into a separate agreement with respect to management fee and/or other fund expenses, which are not deducted from these Shares' Net Asset Value.

⁶³ Please refer to the section "Charges, Expenses and Fees" of the Luxembourg Prospectus for the detail of what is included in the Annual Administration Charge.

Please refer to the section headed “Charges, Expenses and Fees” of the Luxembourg Prospectus and the relevant Annex 2 to the Luxembourg Prospectus for more information on the fees, charges and expenses applicable to the Fund.

d. Performance of the Fund

The performance⁶⁴ of each Class of the Fund as at 29 December 2023 is as follows:

Class	Inception date	1 year (%)	3 years (%)	5 years (%)	10 years (%)	Lifetime (%)
A4	2008-07-07	5.50	-5.78	-0.14	0.34	1.29
A7	2017-06-02	5.54	-5.74	-0.10	n.a.	-0.02
B	2001-11-02	4.70	-6.49	-0.89	-0.42	2.46
Bd	2004-08-31	4.73	-6.48	-0.88	-0.43	1.32
C	2000-08-02	5.72	-5.55	0.12	0.64	3.78
Cgdh-EUR	2020-10-16	4.96	-3.81	n.a.	n.a.	-3.24
Ch-CHF	2017-10-26	2.62	-4.98	-0.99	n.a.	-0.99
Ch-JPY	2015-12-16	2.15	-4.44	-0.44	n.a.	-0.01
Ch-USD	2016-04-06	7.33	-2.48	1.71	n.a.	1.66
P	2022-01-28	5.32	n.a.	n.a.	n.a.	-5.46
Pfdmh-GBP	2023-09-25	n.a.	n.a.	n.a.	n.a.	6.21
Z	2013-04-25	5.23	-6.01	-0.38	0.12	-0.06
Zd	2013-07-26	5.26	-6.00	-0.37	0.13	0.17
Zh-EUR	2019-06-18	4.24	-4.51	n.a.	n.a.	-1.74
Zh-USD	2019-10-22	6.82	-2.95	n.a.	n.a.	-0.50
ZL	2020-01-30	5.41	-5.87	n.a.	n.a.	-2.23
ZLd	2020-01-30	5.38	-5.87	n.a.	n.a.	-2.23

Performance is calculated in USD (save for Classes Cgdh-EUR and Zh-EUR which are calculated in EUR, Class Ch-JPY which is calculated in JPY, Class Pfdmh-GBP which is calculated in GBP and Class Ch-CHF which is calculated in CHF), on a NAV-NAV and swing pricing basis, with all dividends and distributions reinvested (net of reinvestment charges) and based on the assumption that **no** sales and redemption charges were imposed. Figures for the last one year show the percentage change, while figures exceeding one year show the average annual compounded return.

Class	Inception date	1 year (%)	3 years (%)	5 years (%)	10 years (%)	Lifetime (%)
A4	2008-07-07	-0.04	-7.45	-1.21	-0.20	0.94
A7	2017-06-02	0.00	-7.42	-1.17	n.a.	-0.84
B	2001-11-02	-0.79	-8.15	-1.95	-0.96	2.21
Bd	2004-08-31	-0.77	-8.15	-1.94	-0.96	1.03
C	2000-08-02	0.17	-7.23	-0.96	0.10	3.55
Cgdh-EUR	2020-10-16	-0.55	-5.52	n.a.	n.a.	-4.86
Ch-CHF	2017-10-26	-2.77	-6.67	-2.05	n.a.	-1.85
Ch-JPY	2015-12-16	-3.21	-6.15	-1.51	n.a.	-0.68
Ch-USD	2016-04-06	1.70	-4.22	0.62	n.a.	0.95
P	2022-01-28	-0.21	n.a.	n.a.	n.a.	-8.07
Pfdmh-GBP	2023-09-25	n.a.	n.a.	n.a.	n.a.	0.64
Z	2013-04-25	-0.29	-7.68	-1.45	-0.42	-0.57

⁶⁴ Source: Capital Group.

Zd	2013-07-26	-0.26	-7.67	-1.44	-0.41	-0.34
Zh-EUR	2019-06-18	-1.24	-6.21	n.a.	n.a.	-2.90
Zh-USD	2019-10-22	1.21	-4.68	n.a.	n.a.	-1.78
ZL	2020-01-30	-0.12	-7.54	n.a.	n.a.	-3.56
ZLd	2020-01-30	-0.16	-7.55	n.a.	n.a.	-3.57

Performance is calculated in USD (save for Classes Cgdh-EUR and Zh-EUR which are calculated in EUR, Class Ch-JPY which is calculated in JPY, Class Pfdmh-GBP which is calculated in GBP and Class Ch-CHF which is calculated in CHF), on a NAV-NAV and swing pricing basis, with all dividends and distributions reinvested (net of reinvestment charges) and based on the assumption that the **maximum** sales charge was imposed and that any applicable redemption charge was imposed over the time period. Figures for the last one year show the percentage change, while figures exceeding one year show the average annual compounded return.

Shares whose returns are not included in the above tables have not been launched or have been launched for less than a year as at 29 December 2023.

Past performance of the Fund is not necessarily indicative of the future performance of the Fund.

e. Dividend Policy

It is not at present intended that dividends be distributed to Shareholders of Class A4, Class A7, Class B, Class C, Class P, Class Z, Class ZL and corresponding Hedged Equivalent Classes in the Fund. The Company intends to recommend that dividends be distributed to Shareholders of all Dividend-distributing Equivalent Classes and Dividend-distributing Hedged Equivalent Classes.

Dividends may not actually be distributed in any given accounting period if such Class(es) has no or no significant net investment income.

Further details on the Company's dividend policy are set out in the section headed "Dividend Policy" in the Luxembourg Prospectus.

f. Use of Derivative Instruments

The calculation method of the risk exposure for the Fund is the relative VaR approach using Bloomberg Global Aggregate Bond Total Return index as the appropriate reference portfolio.

The Fund is actively managed. The Company has full discretion over the composition of the Fund's portfolio, subject to the relevant investment objective, guidelines and restrictions, which do not provide for index-tracking objectives.

The use of the above index is in relation to the calculation of the Relative VaR. Though the majority of the holdings of the Fund (excluding derivatives) are likely to be components of the index, the Investment Adviser is not bound by the components or weighting of the index when selecting investments and may invest in securities not included in the index. The degree to which the Fund may resemble the composition and risk characteristics of the index will vary over time and its performance may be meaningfully different.

Further information on Relative VaR can be found in Annex 1 under "Risk management and monitoring of financial derivatives instruments" of the Luxembourg Prospectus.

The Fund's level of leverage is expected to be 200% of the net assets of the Fund, as calculated using the sum of the notionals, not taking into account any netting of the derivatives and hedging arrangements that the Fund has in place at any time. Under certain circumstances (e.g. very low market volatility), the actual Fund's level of leverage may increase from time to time to higher levels.

The Fund's expected level of leverage is not a regulatory limit on the Fund and there may be no action whether the actual leverage is higher or lower than the disclosed expected level of leverage.

APPENDIX 8

CAPITAL GROUP EURO BOND FUND (LUX)

a. Investment Objective, Policy and Strategy

CGEBLU (also referred to in this Appendix 8 as the “**Fund**”) aims to maximize total return through a combination of income and capital gains, with a view towards preservation of capital. The Fund invests primarily in EUR-denominated Investment Grade Bonds of governmental, supranational and corporate issuers and in other fixed income securities. These are usually listed or traded on other Regulated Markets. The eligible investment countries for the Fund include any country.

ESG criteria

- Implementation of a Negative Screening Policy relating to the Fund’s investments in corporate issuers and sovereign issuers.
- Commitment to make sustainable investments contributing to environmental or social objectives.

The Fund will seek to invest at least 80% of its total net assets in Bonds rated Investment Grade at the time of purchase. In case of split-rated Bonds, the highest credit rating of S&P, Moody’s or Fitch will apply. The Fund will not invest in Bonds of a rating lower than B- by S&P and/or Fitch, and/or B3 by Moody’s or unrated bonds deemed to be of equivalent standing by the Investment Adviser. The Fund will seek to invest at least two thirds of its total net assets in securities of issuers located in countries of the European Monetary Union. The Fund’s overall portfolio exposure to the Euro currency will be at least equal to 90% of the value of the net assets of the Fund. The Investment Adviser evaluates and applies ESG and norms-based screening to implement exclusions at the time of purchase on corporate and sovereign issuers, with respect to certain sectors such as fossil fuel and weapons. To support this screening, for sovereign issuers, it relies on the use of proprietary ESG framework, and, for corporate issuers, it relies on third party provider(s) who identify an issuer’s participation in or the revenue which they derive from activities that are inconsistent with the ESG and norms-based screens. The negative screening policy applied can be found on: <https://www.capitalgroup.com/content/dam/cgc/tenants/eacg/negative-screening-policy.pdf>.

The Fund commits to maintain at least 5% in sustainable investments (i) which are assessed based on alignment of business activities with any one or a combination of sustainable investment themes focused on tackling global social and environmental challenges, as outlined by the United Nations Sustainable Development Goals; and (ii) which do not cause any significant harm to any environmental or social sustainable investment objectives.

Companies must have good governance practices.

For more details on the ESG criteria and ESG characteristics of the Fund, please refer to its SFDR Article 8 pre-contractual disclosure at the relevant Annex 2 to the Luxembourg Prospectus.

The Fund may invest in ABS/MBS, credit-linked notes and similar instruments of a credit rating no lower than Investment Grade, such investments not to exceed 20% of the net assets of the Fund and provided that the issuer is either located in a member state of the OECD or an European Economic Area country and/or the assets are admitted to trading on or included in a Regulated Market. The Fund may use derivative instruments for investment purposes, hedging and/or efficient portfolio management. Instruments permitted are interest rate swaps, CDS, CDXs, forward contracts, FX options, futures and options on futures as described in more detail under the “Risk Warnings” section of the Luxembourg Prospectus and in Annex 1 of the Luxembourg Prospectus.

Up to 10% of the total net assets of the Fund may be subject to Total Return Swaps.

The Fund is exposed to specific risks relating to bonds, ABS/MBS, derivative instruments, high yield bonds, over-the-counter markets and sustainability risks, the details of which are set out in Paragraph 10 of the Singapore Prospectus. Please also read the “Risk Warnings” section of the Luxembourg Prospectus for more details of the relevant risk factors involved as well as Annex 1, “General Investment Guidelines and Restrictions”, to the Luxembourg Prospectus.

In order to achieve its investment goals, for treasury purposes and/or in case of unfavourable market conditions, the Fund may also invest in deposits with credit institutions, money market instruments and units of money market funds within the meaning of the investment restrictions set out in Annex 1 “General Investment Guidelines and Restrictions” to the Luxembourg Prospectus.

Unlisted securities may also be purchased, subject to the relevant provisions of Annex 1, “General Investment Guidelines and Restrictions”, to the Luxembourg Prospectus.

b. Share Classes in the Fund

As at the date of registration of the Singapore Prospectus, the following Classes are available for subscription:

- (i) Class A4
- (ii) Class A7
- (iii) Class A11
- (iv) Class A13
- (v) Class A13h-CHF
- (vi) Class B
- (vii) Class Bd
- (viii) Class C
- (ix) Class Cgd
- (x) Class Ch-CHF
- (xi) Class Ch-USD
- (xii) Class P
- (xiii) Class Z
- (xiv) Class Zd
- (xv) Class Zh-USD
- (xvi) Class ZL
- (xvii) Class ZLd

c. Fees, Charges and Expenses⁶⁵

The fees, charges and expenses applicable to the Fund are set out in the table below.

Payable by the Investor	
Sales charge ⁶⁶	Maximum of 5.25%
Payable by the Fund	
Management Fee (a) Retained by Management Company	<ul style="list-style-type: none"> ○Class A4 and its Equivalent Classes: 0.230% p.a. ○Class A7 and its Equivalent Classes: 0.180% p.a. ○Class A11 and its Equivalent Classes: 0.140% p.a. ○Class A13 and its Equivalent Classes: 0.120% p.a.

⁶⁵ Fund Administration, Depositary and Custody Fees, which are included in the total expense ratio (TER), which varies by Fund and by Share Class, may be partially allocated to the relevant Share Class by the Management Company. Please see the Company's latest annual report for details.

⁶⁶ No sales charge will be imposed by the Management Company on investors who subscribe for Shares through distributors in Singapore although investors should note that the distributors may impose a subscription charge separately. A sales charge of up to a maximum of 5.25% may be withheld by distributors and other intermediaries from any amount to be invested in all Classes with the exception of Class A4, Class A7, Class A11, Class A13 and Class C. The Management Company can also withhold a sales charge of up to a maximum of 5.25% from any amount to be invested in all Classes with the exception of Class A4, Class A7, Class A11, Class A13 and Class C. A switch from one Fund to another is deemed a sale for this purpose. Please refer to the section headed “Charges, Expenses and Fees”, in particular, the sub-section headed “Sales Charge Borne by the Investor” of the Luxembourg Prospectus for further information.

(b) Paid by the Management Company to financial adviser ⁶⁷	<ul style="list-style-type: none"> ○Class C and its Equivalent Classes: fluctuating⁶⁸ ○Class P and its Equivalent Classes: 0.40% p.a. ○Class Z and its Equivalent Classes: 0.50% p.a. ○Class ZL and its Equivalent Classes: 0.35% p.a. <p>For the above classes, the management fee is 100% retained by the Management Company.</p> <ul style="list-style-type: none"> ○Class B and its Equivalent Classes: 1.00% p.a. (a) 35% to 100% of Management fee (b) 0% to 65% of Management fee
Until 31 December 2024: Fund Administration Fee	Effective rate varies with the total assets of the Fund up to a maximum of 0.15% per annum
Until 31 December 2024: Depositary and Custody Fees	Effective rate varies with the total assets and with the country breakdown in the portfolio of the Fund up to a maximum of 0.06% per annum
From 1 January 2025: Annual Administration Charge ⁶⁹	Maximum of 0.25%

Please refer to the section headed “Charges, Expenses and Fees” of the Luxembourg Prospectus and the relevant Annex 2 to the Luxembourg Prospectus for more information on the fees, charges and expenses applicable to the Fund.

d. Performance of the Fund

The performance⁷⁰ of each Class of the Fund as at 29 December 2023 is as follows:

Class	Inception date	1 year (%)	3 years (%)	5 years (%)	10 years (%)	Lifetime (%)
A11	2021-11-12	7.69	n.a.	n.a.	n.a.	-5.39
A13	2022-03-22	7.75	n.a.	n.a.	n.a.	-2.78
A13h-CHF	2022-03-22	5.39	n.a.	n.a.	n.a.	-4.22
A4	2008-07-07	7.64	-4.58	-0.68	1.65	3.16
B	2003-10-31	6.72	-5.34	-1.45	0.81	2.17
Bd	2004-08-31	6.78	-5.32	-1.45	0.82	2.01
C	2003-10-31	7.79	-4.39	-0.46	1.89	3.30
Cgd	2020-10-16	7.77	-4.39	n.a.	n.a.	-3.95
Ch-CHF*	2015-02-25	5.50	-5.45	-1.30	n.a.	-1.07
Ch-USD	2019-03-22	9.90	-2.91	n.a.	n.a.	0.58
P	2020-01-14	7.44	-4.76	n.a.	n.a.	-2.85
Z	2013-04-25	7.20	-4.87	-0.97	1.36	1.28
Zd	2013-04-25	7.27	-4.86	-0.96	1.37	1.29
Zh-USD	2019-10-22	9.37	-3.40	n.a.	n.a.	-1.56
ZL*	2020-02-14	7.43	-4.72	n.a.	n.a.	-3.39
ZLd	2020-01-24	7.41	-4.72	n.a.	n.a.	-3.04

⁶⁷ This range may change from time to time without prior notice. Your financial adviser is required to disclose to you the amount of trailer fee it receives from the Management Company.

⁶⁸ Investments in Class C Shares and Shares of Equivalent Classes may only be made by investors having entered into a separate agreement with respect to management fee and/or other fund expenses, which are not deducted from these Shares' Net Asset Value.

⁶⁹ Please refer to the section “Charges, Expenses and Fees” of the Luxembourg Prospectus for the detail of what is included in the Annual Administration Charge.

⁷⁰ Source: Capital Group.

*CGEBLU Ch-CHF inceptioned on 25-FEB-15 and the share class was relaunched in CHF on 26-OCT-17 after a period of dormancy

*CGEBLU ZL inceptioned on 14-FEB-20 and the share class was relaunched in EUR on 21-FEB-20 after a period of dormancy

Performance is calculated in EUR (save for Class A13h-CHF and Ch-CHF which are calculated in CHF and Classes Zh-USD and Ch-USD which are calculated in USD), on a NAV-NAV and swing pricing basis, with all dividends and distributions reinvested (net of reinvestment charges) and based on the assumption that **no** sales and redemption charges were imposed. Figures for the last one year show the percentage change, while figures exceeding one year show the average annual compounded return.

Class	Inception date	1 year (%)	3 years (%)	5 years (%)	10 years (%)	Lifetime (%)
A11	2021-11-12	2.04	n.a.	n.a.	n.a.	-7.76
A13	2022-03-22	2.09	n.a.	n.a.	n.a.	-5.69
A13h-CHF	2022-03-22	-0.14	n.a.	n.a.	n.a.	-7.09
A4	2008-07-07	1.99	-6.28	-1.74	1.10	2.80
B	2003-10-31	1.11	-7.03	-2.51	0.27	1.89
Bd	2004-08-31	1.18	-7.00	-2.50	0.27	1.73
C	2003-10-31	2.13	-6.09	-1.53	1.35	3.02
Cgd	2020-10-16	2.11	-6.09	n.a.	n.a.	-5.55
Ch-CHF*	2015-02-25	-0.04	-7.13	-2.36	n.a.	-1.93
Ch-USD	2019-03-22	4.13	-4.64	n.a.	n.a.	-0.55
P	2020-01-14	1.80	-6.45	n.a.	n.a.	-4.16
Z	2013-04-25	1.57	-6.57	-2.03	0.82	0.77
Zd	2013-04-25	1.64	-6.55	-2.02	0.82	0.78
Zh-USD	2019-10-22	3.63	-5.12	n.a.	n.a.	-2.82
ZL*	2020-02-14	1.79	-6.42	n.a.	n.a.	-4.73
ZLd	2020-01-24	1.77	-6.42	n.a.	n.a.	-4.36

*CGEBLU Ch-CHF inceptioned on 25-FEB-15 and the share class was relaunched in CHF on 26-OCT-17 after a period of dormancy

*CGEBLU ZL inceptioned on 14-FEB-20 and the share class was relaunched in EUR on 21-FEB-20 after a period of dormancy

Performance is calculated in EUR (save for Class A13h-CHF and Ch-CHF which are calculated in CHF and Classes Zh-USD and Ch-USD which are calculated in USD), on a NAV-NAV and swing pricing basis, with all dividends and distributions reinvested (net of reinvestment charges) and based on the assumption that the **maximum** sales charge was imposed and that any applicable redemption charge was imposed over the time period. Figures for the last one year show the percentage change, while figures exceeding one year show the average annual compounded return.

Shares whose returns are not included in the above tables have not been launched or have been launched for less than a year as at 29 December 2023.

Past performance of the Fund is not necessarily indicative of the future performance of the Fund.

e. Dividend Policy

It is not at present intended that dividends be distributed to Shareholders of Class A4, Class A7, Class A11, Class A13, Class B, Class C, Class P, Class Z, Class ZL and corresponding Hedged Equivalent Classes in the Fund. The Company intends to recommend that dividends be distributed to Shareholders of all Dividend-distributing Equivalent Classes and Dividend-distributing Hedged Equivalent Classes.

Dividends may not actually be distributed in any given accounting period if such Class(es) has no or no significant net investment income.

Further details on the Company's dividend policy are set out in the section headed "Dividend Policy" in the Luxembourg Prospectus.

f. Use of Derivative Instruments

The calculation method of the risk exposure for the Fund is the relative VaR approach using Bloomberg Euro Aggregate Bond Total Return index as the appropriate reference portfolio.

The Fund is actively managed. The Company has full discretion over the composition of the Fund's portfolio, subject to the relevant investment objective, guidelines and restrictions, which do not provide for index-tracking objectives.

The use of the above index is in relation to the calculation of the Relative VaR. Though the majority of the holdings of the Fund (excluding derivatives) are likely to be components of the index, the Investment Adviser is not bound by the components or weighting of the index when selecting investments and may invest in securities not included in the index. The degree to which the Fund may resemble the composition and risk characteristics of the index will vary over time and its performance may be meaningfully different.

Further information on Relative VaR can be found in Annex 1 under "Risk management and monitoring of financial derivatives instruments" of the Luxembourg Prospectus.

The Fund's level of leverage is expected to be 100% of the net assets of the Fund, as calculated using the sum of the notionals, not taking into account any netting of the derivatives and hedging arrangements that the Fund has in place at any time. Under certain circumstances (e.g. very low market volatility), the actual Fund's level of leverage may increase from time to time to higher levels.

The Fund's expected level of leverage is not a regulatory limit on the Fund and there may be no action whether the actual leverage is higher or lower than the disclosed expected level of leverage.

APPENDIX 9

CAPITAL GROUP NEW PERSPECTIVE FUND (LUX)

a. Investment Objective, Policy and Strategy

The investment objective of CGNPLU (also referred to in this Appendix 9 as the “Fund”) is to provide long-term growth of capital.

The Fund seeks to take advantage of investment opportunities generated by changes in global trade patterns and economic and political relationships by investing in common stocks of companies located around the world, which may include Emerging Markets. In pursuing its investment objective, the Fund invests primarily in common stocks that the Investment Adviser believes have the potential for growth.

ESG criteria

- Management of a carbon footprint lower than the Fund's selected index level.
- Implementation of a Negative Screening Policy relating to the Fund's investments in corporate issuers.
- Commitment to make sustainable investments contributing to environmental or social objectives.

For more information on the Fund's ESG criteria, please refer to the Fund's pre-contractual information pursuant to Article 8 of SFDR at the relevant Annex 2 to the Luxembourg Prospectus.

The eligible investment countries for the Fund include any country.

The Fund aims to manage a carbon footprint (WACI) for its investments in corporate issuers that is generally at least 30% lower than MSCI ACWI index. Should the WACI of the Fund not achieve the 30% threshold, the Investment Adviser will consider what action is in the best interest of the Fund, its Shareholders and in line with the relevant Fund investment objective to bring the Fund back above the threshold in a reasonable period of time. The Investment Adviser relies on carbon footprint data from a third party provider to carry out ongoing monitoring of WACI at the Fund level, and may reduce or eliminate exposures to certain companies as necessary.

The Investment Adviser evaluates and applies ESG and norms-based screening to implement exclusions for corporate issuers, with respect to certain sectors such as weapons. To support this screening, it relies on third party provider(s) who identify an issuer's participation in or the revenue which they derive from activities that are inconsistent with the ESG and norms-based screens. The Negative Screening Policy to be applied can be found on <https://www.capitalgroup.com/content/dam/cgc/tenants/eacg/negative-screening-policy.pdf>.

The Fund commits to maintain at least 10% in sustainable investments (i) which are assessed based on alignment of business activities with any one or a combination of sustainable investment themes focused on tackling global social and environmental challenges, as outlined by the United Nations Sustainable Development Goals; and (ii) which do not cause any significant harm to any environmental or social sustainable investment objectives.

Companies must have good governance practices.

The Fund may invest up to 5% of its assets in nonconvertible debt securities rated Baa1 or below and BBB+ or below by a NRSROs designated by the Investment Adviser or unrated but determined by the Investment Adviser to be of equivalent quality. If rating agencies differ, securities will be considered to have received the highest of these ratings.

The Fund may invest in contingent convertible bonds which will not exceed 5% of the net assets of the Fund.

The Fund may invest, either directly e.g. via the Shanghai-Hong Kong Stock Connect and Shenzhen-Hong Kong Stock Connect and/or indirectly such as by way of access warrants and/or other access products, up to 5% of the net assets of the Fund in China A-Shares.

The Fund may use, whether for hedging and/or efficient portfolio management purposes, forward contracts as described in more detail under the “Risk Warnings” section of the Luxembourg Prospectus and in Annex 1 of the Luxembourg Prospectus.

In order to achieve its investment objective, the Fund may enter into securities lending transactions by lending securities of its portfolio to brokers, dealers and other institutions that provide cash in USD, EUR or JPY currency or US Treasury securities as collateral in an amount at least equal to the value of the securities loaned. No more than 15% of the net assets of the Fund will be used for lending securities. The level of exposure to securities lending is generally expected to be less than 5% of the net assets of the Fund.

The Fund is exposed to specific risks relating to equities, emerging markets, contingent convertible bonds, Shanghai-Hong Kong Stock Connect and Shenzhen-Hong Kong Stock Connect, securities lending and sustainability risks, the details of which are set out in Paragraph 10 of the Singapore Prospectus. Please also read the “Risk Warnings” section for more details of the relevant risk factors involved as well as Annex 1 “General Investment Guidelines and Restrictions”, to the Luxembourg Prospectus.

In order to achieve its investment goals, for treasury purposes and/or in case of unfavourable market conditions, the Fund may also invest in deposits with credit institutions, money market instruments and units of money market funds within the meaning of the investment restrictions set out in Annex 1 “General Investment Guidelines and Restrictions”, to the Luxembourg Prospectus.

b. Share Classes in the Fund

As at the date of registration of the Singapore Prospectus, the following Classes are available for subscription:

- (i) Class A4
- (ii) Class A7
- (iii) Class A7d
- (iv) Class A7h-EUR
- (v) Class A9
- (vi) Class A11
- (vii) Class B
- (viii) Class Bd
- (ix) Class Bd-EUR
- (x) Class Bh-AUD
- (xi) Class Bh-CNH
- (xii) Class Bh-EUR
- (xiii) Class Bgd
- (xiv) Class Bgdh-EUR
- (xv) Class Bh-CHF
- (xvi) Class Bh-GBP
- (xvii) Class Bh-SGD
- (xviii) Class C
- (xix) Class Cad
- (xx) Class Cadh-AUD
- (xxi) Class Cd
- (xxii) Class Cdh-JPY
- (xxiii) Class Cgd
- (xxiv) Class Ch-CAD
- (xxv) Class Ch-CHF
- (xxvi) Class Ch-JPY
- (xxvii) Class Ch-NZD
- (xxviii) Class L
- (xxix) Class P
- (xxx) Class Pd

- (xxxi) Class Pdh-EUR
- (xxxii) Class Pgd
- (xxxiii) Class Ph-CHF
- (xxxiv) Class Ph-EUR
- (xxxv) Class Ph-GBP
- (xxxvi) Class Z
- (xxxvii) Class Zd
- (xxxviii) Class Zdh-EUR
- (xxxix) Class Zgd
- (xl) Class Zh-CHF
- (xli) Class Zh-EUR
- (xlii) Class Zh-GBP
- (xliii) Class Zh-SGD
- (xliv) Class ZL
- (xlv) Class ZLd
- (xlvi) Class ZLgd
- (xlvii) Class ZLh-CHF
- (xlviii) Class ZLh-EUR
- (xlix) Class ZLh-GBP

c. Fees, Charges and Expenses⁷¹

The fees, charges and expenses applicable to the Fund are set out in the table below.

Payable by the Investor	
Sales charge ⁷²	<u>For CPF subscriptions</u> Currently 0%
	<u>For all other subscriptions</u> Maximum of 5.25%
Payable by the Fund	
Management Fee (a) Retained by Management Company (b) Paid by the Management Company to financial adviser ⁷³	oClass A4 and its Equivalent Classes: 0.53% p.a. oClass A7 and its Equivalent Classes: 0.43% p.a. oClass A9 and its Equivalent Classes: 0.40% p.a. oClass A11 and its Equivalent Classes: 0.38% p.a. oClass C and its Equivalent Classes: fluctuating ⁷⁴ oClass L and its Equivalent Classes: 0.525% p.a. oClass P and its Equivalent Classes: 0.60% p.a. oClass Z and its Equivalent Classes: 0.75% p.a. oClass ZL and its Equivalent Classes: 0.525% p.a. For the above classes, the management fee is 100% retained by the Management Company.

⁷¹ Fund Administration, Depositary and Custody Fees, which are included in the total expense ratio (TER), which varies by Fund and by Share Class, may be partially allocated to the relevant Share Class by the Management Company. Please see the Company's latest annual report for details.

⁷² No sales charge will be imposed by the Management Company on investors who subscribe for Shares through distributors in Singapore although investors should note that the distributors may impose a subscription charge separately. A sales charge of up to a maximum of 5.25% may be withheld by distributors and other intermediaries from any amount to be invested in all Classes with the exception of Class A4, Class A7, Class A9, Class A11 and Class C. The Management Company can also withhold a sales charge of up to a maximum of 5.25% from any amount to be invested in all Classes with the exception of Class A4, Class A7, Class A9, Class A11 and Class C. A switch from one Fund to another is deemed a sale for this purpose. Please refer to the section headed "Charges, Expenses and Fees", in particular, the sub-section headed "Sales Charge Borne by the Investor" of the Luxembourg Prospectus for further information.

⁷³ This range may change from time to time without prior notice. Your financial adviser is required to disclose to you the amount of trailer fee it receives from the Management Company.

⁷⁴ Investments in Class C Shares and Shares of Equivalent Classes may only be made by investors having entered into a separate agreement with respect to management fee and/or other fund expenses, which are not deducted from these Shares' Net Asset Value.

	oClass B and its Equivalent Classes: 1.50% p.a. (a) 35% to 100% of Management fee (b) 0% to 65% of Management fee Median ⁷⁵ = 50% of the Management fee
Until 31 December 2024: Fund Administration Fee	Effective rate varies with the total assets of the Fund up to a maximum of 0.15% per annum
Until 31 December 2024: Depositary and Custody Fees	Effective rate varies with the total assets and with the country breakdown in the portfolio of the Fund up to a maximum of 0.05% per annum
From 1 January 2025: Annual Administration Charge ⁷⁶	Maximum of 0.25%

Please refer to the section headed “Charges, Expenses and Fees” of the Luxembourg Prospectus and the relevant Annex 2 to the Luxembourg Prospectus for more information on the fees, charges and expenses applicable to the Fund.

d. Performance of the Fund

The performance⁷⁷ of each Class of the Fund as at 29 December 2023 is as follows:

Class	Inception date	1 year (%)	3 years (%)	5-years (%)	Lifetime (%)
A11	2020-11-25	24.71	2.97	n.a.	5.02
A4	2015-12-22	24.48	2.78	13.48	11.08
A7	2016-02-11	24.61	2.88	13.62	13.32
A7h-EUR	2020-06-22	21.65	2.50	n.a.	9.38
A9	2018-06-04	24.63	2.93	13.65	9.73
B	2015-10-30	23.24	1.76	12.36	9.48
Bd	2015-10-30	23.24	1.75	12.36	9.48
Bdh-EUR	2018-01-04	20.31	1.36	10.88	7.17
Bgd	2015-10-30	23.25	1.75	12.36	9.47
Bgdh-EUR	2021-08-06	20.28	n.a.	n.a.	-3.57
Bh-AUD	2018-08-20	20.94	1.72	11.41	8.10
Bh-CHF	2015-10-30	17.57	0.19	9.94	7.34
Bh-CNH	2022-11-21	20.46	n.a.	n.a.	15.40
Bh-EUR	2015-10-30	20.28	1.35	10.87	8.04
Bh-GBP	2015-10-30	21.68	2.24	11.74	8.76
Bh-SGD	2015-10-30	21.17	2.21	12.09	9.45
C	2015-10-30	25.17	3.34	14.10	11.18
Cadh-AUD	2015-11-20	22.95	3.33	13.21	10.94
Cdh-JPY	2018-11-14	10.64	5.63	n.a.	11.44
Ch-CAD	2023-12-11	n.a.	n.a.	n.a.	3.36
Ch-CHF	2017-10-26	13.05	-0.08	10.43	7.39
Ch-JPY	2018-07-27	10.58	5.63	8.79	8.86
Ch-NZD	2019-08-02	17.94	2.29	n.a.	10.09
P	2020-01-06	24.33	2.66	n.a.	9.46
Pd	2020-08-28	24.35	2.67	n.a.	6.32

⁷⁵ The median trailer fees is derived based on the trailer fees payable to Singapore distributors of the non-CPF trailer-bearing share class of the Fund.

⁷⁶ Please refer to the section “Charges, Expenses and Fees” of the Luxembourg Prospectus for the detail of what is included in the Annual Administration Charge.

⁷⁷ Source: Capital Group.

Pgd	2022-08-24	24.36	n.a.	n.a.	12.90
Ph-CHF	2022-01-20	18.56	n.a.	n.a.	-3.83
Ph-EUR	2020-03-18	21.43	2.25	n.a.	18.09
Ph-GBP	2021-04-01	22.78	n.a.	n.a.	1.90
Z	2015-10-30	24.18	2.52	13.20	10.34
Zd	2015-10-30	24.19	2.51	13.20	10.34
Zdh-EUR	2017-11-03	21.25	2.11	11.71	7.99
Zgd	2015-10-30	24.18	2.52	13.21	10.35
Zh-CHF	2015-10-30	18.43	0.96	10.77	8.18
Zh-EUR	2015-10-30	21.24	2.13	11.72	8.89
Zh-GBP	2015-10-30	22.63	2.99	12.56	9.67
Zh-SGD	2015-10-30	22.09	2.98	12.93	10.24
ZL	2015-12-02	24.44	2.75	13.44	10.52
ZLd	2015-12-02	24.43	2.74	13.44	10.52
ZLgd	2015-12-02	24.47	2.75	13.44	10.52
ZLh-CHF	2015-12-02	18.66	1.17	11.01	8.12
ZLh-EUR	2015-12-02	21.50	2.36	11.96	8.84
ZLh-GBP	2015-12-02	22.93	3.24	12.82	9.70

Performance is calculated in USD (save for Classes Bh-CHF, Ch-CHF, Ph-CHF, Zh-CHF and ZLh-CHF which are calculated in CHF, Classes A7h-EUR, Bdh-EUR, Bgdh-EUR, Bh-EUR, Ph-EUR, Zdh-EUR, Zh-EUR and ZLh-EUR which are calculated in EUR, Classes Bh-GBP, Ph-GBP, Zh-GBP and ZLh-GBP which are calculated in GBP, Classes Bh-AUD, and Cadh-AUD are calculated in AUD, Classes Cdh-JPY and Ch-JPY are calculated in JPY, Class Ch-NZD is calculated in NZD, Class Bh-CNH which is calculated in CNH, Class Ch-CAD which is calculated in CAD and Classes Bh-SGD and Zh-SGD which are calculated in SGD), on a NAV-NAV and swing pricing basis, with all dividends and distributions reinvested (net of reinvestment charges) and based on the assumption that **no** sales and redemption charges were imposed. Figures for the last one year show the percentage change, while figures exceeding one year show the average annual compounded return.

Class	Inception date	1 year (%)	3 years (%)	5-years (%)	Lifetime (%)
A11	2020-11-25	18.17	1.14	n.a.	3.20
A4	2015-12-22	17.94	0.95	12.27	10.34
A7	2016-02-11	18.06	1.05	12.40	12.55
A7h-EUR	2020-06-22	15.26	0.67	n.a.	7.72
A9	2018-06-04	18.09	1.09	12.43	8.68
B	2015-10-30	16.77	-0.05	11.15	8.75
Bd	2015-10-30	16.77	-0.07	11.15	8.75
Bdh-EUR	2018-01-04	14.00	-0.45	9.69	6.21
Bgd	2015-10-30	16.78	-0.06	11.15	8.75
Bgdh-EUR	2021-08-06	13.96	n.a.	n.a.	-5.71
Bh-AUD	2018-08-20	14.59	-0.09	10.22	7.02
Bh-CHF	2015-10-30	11.40	-1.59	8.76	6.63
Bh-CNH	2022-11-21	14.14	n.a.	n.a.	9.92
Bh-EUR	2015-10-30	13.97	-0.46	9.68	7.33
Bh-GBP	2015-10-30	15.29	0.42	10.54	8.05
Bh-SGD	2015-10-30	14.81	0.39	10.89	8.73
C	2015-10-30	18.60	1.50	12.88	10.45
Cadh-AUD	2015-11-20	16.50	1.49	12.00	10.20
Cdh-JPY	2018-11-14	4.84	3.75	n.a.	10.19
Ch-CAD	2023-12-11	n.a.	n.a.	n.a.	-2.07
Ch-CHF	2017-10-26	19.31	1.73	11.62	8.33
Ch-JPY	2018-07-27	4.78	3.75	7.62	7.72
Ch-NZD	2019-08-02	24.48	4.14	n.a.	11.44

P	2020-01-06	17.80	0.83	n.a.	7.99
Pd	2020-08-28	17.82	0.84	n.a.	4.62
Pgd	2022-08-24	17.83	n.a.	n.a.	8.49
Ph-CHF	2022-01-20	12.34	n.a.	n.a.	-6.46
Ph-EUR	2020-03-18	15.05	0.42	n.a.	16.42
Ph-GBP	2021-04-01	16.33	n.a.	n.a.	-0.08
Z	2015-10-30	17.66	0.70	11.98	9.61
Zd	2015-10-30	17.67	0.69	11.98	9.61
Zdh-EUR	2017-11-03	14.89	0.29	10.51	7.05
Zgd	2015-10-30	17.66	0.69	11.99	9.63
Zh-CHF	2015-10-30	12.22	-0.84	9.58	7.47
Zh-EUR	2015-10-30	14.88	0.31	10.52	8.18
Zh-GBP	2015-10-30	16.19	1.16	11.35	8.95
Zh-SGD	2015-10-30	15.68	1.15	11.72	9.51
ZL	2015-12-02	17.90	0.92	12.23	9.79
ZLd	2015-12-02	17.90	0.91	12.22	9.78
ZLgd	2015-12-02	17.94	0.92	12.22	9.78
ZLh-CHF	2015-12-02	12.43	-0.63	9.82	7.40
ZLh-EUR	2015-12-02	15.12	0.54	10.76	8.11
ZLh-GBP	2015-12-02	16.48	1.40	11.61	8.97

Performance is calculated in USD (save for Classes Bh-CHF, Ch-CHF, Ph-CHF, Zh-CHF and ZLh-CHF which are calculated in CHF, Classes A7h-EUR, Bdh-EUR, Bgdh-EUR, Bh-EUR, Ph-EUR, Zdh-EUR, Zh-EUR and ZLh-EUR which are calculated in EUR, Classes Bh-GBP, Ph-GBP, Zh-GBP and ZLh-GBP which are calculated in GBP, Classes Bh-AUD, and Cadh-AUD are calculated in AUD, Classes Cdh-JPY and Ch-JPY are calculated in JPY, Class Ch-NZD is calculated in NZD, Class Bh-CNH which is calculated in CNH, Class Ch-CAD which is calculated in CAD and Classes Bh-SGD and Zh-SGD which are calculated in SGD) on a NAV-NAV and swing pricing basis, with all dividends and distributions reinvested (net of reinvestment charges) and based on the assumption that the **maximum** sales charge was imposed and that any applicable redemption charge was imposed over the time period. Figures for the last one year show the percentage change, while figures exceeding one year show the average annual compounded return.

Shares whose returns are not included in the above tables have not been launched or have been launched for less than a year as at 29 December 2023.

Past performance of the Fund is not necessarily indicative of the future performance of the Fund.

e. Dividend Policy

It is not at present intended that dividends be distributed to Shareholders of Class A4, Class A7, Class A9, Class A11, Class B, Class C, Class L, Class P, Class Z, Class ZL and corresponding Hedged Equivalent Classes in the Fund (if any). The Company intends to recommend that dividends be distributed to Shareholders of all Dividend-distributing Equivalent Classes and Dividend-distributing Hedged Equivalent Classes (if any).

Dividends may not actually be distributed in any given accounting period if such Class(es) has no or no significant net investment income.

Further details on the Company's dividend policy are set out in the section headed "Dividend Policy" in the Luxembourg Prospectus.

APPENDIX 10

CAPITAL GROUP INVESTMENT COMPANY OF AMERICA (LUX)

a. Investment Objective, Policy and Strategy

The investment objectives of CGICALU (also referred to in this Appendix 10 as the “Fund”) are to achieve long-term growth of capital and income.

The Fund invests primarily in common stocks, most of which have a history of paying dividends. The Fund's equity investments are generally limited to securities of companies that are included on its eligible list. In addition, the Fund may invest up to 5% of its assets, at the time of purchase, in securities of companies that are not included on its eligible list. Securities are added to, or deleted from, the eligible list based upon a number of factors, such as the Fund's investment objectives and policies, whether a company is deemed to be an established company of sufficient quality and a company's dividend payment prospects. Although the Fund focuses on investments in medium to larger capitalization companies, the Fund's investments are not limited to a particular capitalisation size. In the selection of common stocks and other securities for investment, potential for capital appreciation and future dividends are given more weight than current yield.

The eligible investment countries for the Fund include the USA and any other country.

The Fund's investments in straight debt securities (i.e., not convertible into equity) will generally consist of investment grade securities. The Fund may, however, invest up to 5% of its total net assets in straight debt securities rated Ba1 or below and BB+ or below by NRSROs designated by the Investment Adviser or unrated but determined to be of equivalent quality by the Investment Adviser. If rating agencies differ, securities will be considered to have received the highest of these ratings.

The Fund may invest up to 15% of its total net assets in issuers domiciled outside the United States. In determining the domicile of an issuer, the Investment Adviser will generally look to the domicile determination of a leading provider of global indexes, such as Morgan Stanley Capital International. However, the Investment Adviser in its discretion also may take into account such factors as where the issuer's securities are listed and where the issuer is legally organised, maintains principal corporate offices, conducts its principal operations, generates revenues and/or has credit risk exposure.

The Fund may invest in contingent convertible bonds which will not exceed 5% of the net assets of the Fund.

The Fund may use, whether for hedging and/or efficient portfolio management purposes, forward contracts as described in more detail under the “Risk Warnings” section of the Luxembourg Prospectus and in Annex 1 of the Luxembourg Prospectus.

In order to achieve its investment objective, the Fund may enter into securities lending transactions by lending securities of its portfolio to brokers, dealers and other institutions that provide cash in USD, EUR or JPY currency or US Treasury securities as collateral in an amount at least equal to the value of the securities loaned. No more than 15% of the net assets of the Fund will be used for lending securities. The level of exposure to securities lending is generally expected to be less than 5% of the net assets of the Fund.

The Fund is exposed to specific risks relating to equities, contingent convertible bonds, securities lending and sustainability risks, the details of which are set out in Paragraph 10 of the Singapore Prospectus. Please also read the “Risk Warnings” section for more details of the relevant risk factors involved as well as Annex 1 “General Investment Guidelines and Restrictions”, to the Luxembourg Prospectus.

In order to achieve its investment goals, for treasury purposes and/or in case of unfavourable market conditions, the Fund may also invest in deposits with credit institutions, money market instruments and units of money market funds within the meaning of the investment restrictions set out in Annex 1 “General Investment Guidelines and Restrictions” to the Luxembourg Prospectus.

b. Share Classes in the Fund

As at the date of registration of the Singapore Prospectus, the following Classes are available for subscription:

- (i) Class A4
- (ii) Class A7
- (iii) Class B
- (iv) Class Bd
- (v) Class Bgd
- (vi) Class Bgdh-EUR
- (vii) Class Bh-EUR
- (viii) Class C
- (ix) Class Cgd
- (x) Class Pgd
- (xi) Class Pgdh-GBP
- (xii) Class Z
- (xiii) Class Zd
- (xiv) Class Zdh-GBP
- (xv) Class Zgd
- (xvi) Class Zgdh-GBP
- (xvii) Class Zh-CHF
- (xviii) Class Zh-EUR
- (xix) Class ZL
- (xx) Class ZLd
- (xxi) Class ZLgd
- (xxii) Class ZLgdh-GBP
- (xxiii) Class ZLh-CHF

c. Fees, Charges and Expenses⁷⁸

The fees, charges and expenses applicable to the Fund are set out in the table below.

Payable by the Investor	
Sales charge ⁷⁹	Maximum of 5.25%
Payable by the Fund	
Management Fee (a) Retained by Management Company	<ul style="list-style-type: none"> ○Class A4 and its Equivalent Classes: 0.40% p.a. ○Class A7 and its Equivalent Classes: 0.29% p.a. ○Class C and its Equivalent Classes: fluctuating⁸¹ ○Class P and its Equivalent Classes: 0.60% p.a. ○Class Z and its Equivalent Classes: 0.65% p.a.

⁷⁸ Fund Administration, Depositary and Custody Fees, which are included in the total expense ratio (TER), which varies by Fund and by Share Class, may be partially allocated to the relevant Share Class by the Management Company. Please see the Company's latest annual report for details.

⁷⁹ No sales charge will be imposed by the Management Company on investors who subscribe for Shares through distributors in Singapore although investors should note that the distributors may impose a subscription charge separately. A sales charge of up to a maximum of 5.25% may be withheld by distributors and other intermediaries from any amount to be invested in all Classes with the exception of Class A4, Class A7 and Class C. The Management Company can also withhold a sales charge of up to a maximum of 5.25% from any amount to be invested in all Classes with the exception of Class A4, Class A7 and Class C. A switch from one Fund to another is deemed a sale for this purpose. Please refer to the section headed "Charges, Expenses and Fees", in particular, the sub-section headed "Sales Charge Borne by the Investor" of the Luxembourg Prospectus for further information.

⁸¹ Investments in Class C Shares and Shares of Equivalent Classes may only be made by investors having entered into a separate agreement with respect to management fee and/or other fund expenses, which are not deducted from these Shares' Net Asset Value.

(b) Paid by the Management Company to financial adviser ⁸⁰	<ul style="list-style-type: none"> ○Class ZL and its Equivalent Classes: 0.525% p.a. For the above classes, the management fee is 100% retained by the Management Company. ○Class B and its Equivalent Classes: 1.50% p.a. <ul style="list-style-type: none"> (a) 35% to 100% of Management fee (b) 0% to 65% of Management fee
Until 31 December 2024: Fund Administration Fee	Effective rate varies with the total assets of the Fund up to a maximum of 0.15% per annum
Until 31 December 2024: Depositary and Custody Fees	Effective rate varies with the total assets and with the country breakdown in the portfolio of the Fund up to a maximum of 0.05% per annum
From 1 January 2025: Annual Administration Charge ⁸²	Maximum of 0.25%

Please refer to the section headed “Charges, Expenses and Fees” of the Luxembourg Prospectus and the relevant Annex 2 to the Luxembourg Prospectus for more information on the fees, charges and expenses applicable to the Fund.

d. Performance of the Fund

The performance⁸³ of each Class of the as at 29 December 2023 is as follows:

Class	Inception date	1 year (%)	3 years (%)	5-years (%)	Lifetime (%)
A4	2016-06-17	28.18	10.41	13.76	11.46
A7	2017-08-04	28.39	10.54	13.89	10.92
B	2016-06-17	26.71	9.10	12.41	10.19
Bd	2016-06-17	26.67	9.10	12.41	10.19
Bgd	2021-08-06	26.71	n.a.	n.a.	5.01
Bgdh-EUR	2021-08-06	23.83	n.a.	n.a.	2.40
Bh-EUR	2016-06-17	23.81	6.73	9.94	7.73
C	2016-06-17	28.57	10.75	14.11	11.88
Pgd	2020-01-14	27.79	10.09	n.a.	10.80
Pgdh-GBP	2020-01-21	26.82	8.83	n.a.	9.17
Z	2016-06-17	27.73	10.02	13.38	11.16
Zd	2016-06-17	27.77	10.03	13.37	11.16
Zdh-GBP	2016-06-17	26.75	8.75	11.76	9.56
Zgd	2016-06-17	27.77	10.04	13.37	11.16
Zgdh-GBP	2016-06-17	26.72	8.75	11.76	9.58
Zh-CHF	2017-08-07	22.38	6.82	10.28	7.35
Zh-EUR	2016-06-17	24.91	7.61	10.87	8.67
ZL	2020-01-30	27.94	10.16	n.a.	11.26
ZLd	2016-06-27	27.96	10.17	13.29	11.58
ZLgd	2016-06-20	27.90	10.17	13.49	11.10
ZLgdh-GBP	2016-06-20	26.90	8.90	11.89	9.54
ZLh-CHF	2020-02-07	22.62	6.99	n.a.	8.00

⁸⁰ This range may change from time to time without prior notice. Your financial adviser is required to disclose to you the amount of trailer fee it receives from the Management Company.

⁸² Please refer to the section “Charges, Expenses and Fees” of the Luxembourg Prospectus for the detail of what is included in the Annual Administration Charge.

⁸³ Source: Capital Group.

Performance is calculated in USD (save for Classes Zh-CHF and ZLh-CHF which are calculated in CHF, Classes Bgdh-EUR, Bh-EUR and Zh-EUR which are calculated in EUR and Classes Pgdh-GBP, Zdh-GBP, Zgdh-GBP and ZLgdh-GBP which are calculated in GBP and Classes Zh-CHF and ZLh-CHF which are calculated in CHF), on a NAV-NAV and swing pricing basis, with all dividends and distributions reinvested (net of reinvestment charges) and based on the assumption that **no** sales and redemption charges were imposed. Figures for the last one year show the percentage change, while figures exceeding one year show the average annual compounded return.

Class	Inception date	1 year (%)	3 years (%)	5-years (%)	Lifetime (%)
A4	2016-06-17	21.45	8.44	12.54	10.66
A7	2017-08-04	21.65	8.57	12.67	9.99
B	2016-06-17	20.06	7.16	11.20	9.41
Bd	2016-06-17	20.02	7.16	11.20	9.40
Bgd	2021-08-06	20.06	n.a.	n.a.	2.67
Bgdh-EUR	2021-08-06	17.33	n.a.	n.a.	0.12
Bh-EUR	2016-06-17	17.31	4.83	8.76	6.97
C	2016-06-17	21.82	8.78	12.88	11.09
Pgd	2020-01-14	21.08	8.13	n.a.	9.31
Pgdh-GBP	2020-01-21	20.16	6.89	n.a.	7.69
Z	2016-06-17	21.03	8.06	12.16	10.37
Zd	2016-06-17	21.06	8.07	12.15	10.37
Zdh-GBP	2016-06-17	20.10	6.82	10.57	8.78
Zgd	2016-06-17	21.06	8.08	12.16	10.37
Zgdh-GBP	2016-06-17	20.07	6.81	10.57	8.80
Zh-CHF	2017-08-07	15.96	4.92	9.10	6.45
Zh-EUR	2016-06-17	18.35	5.70	9.68	7.90
ZL	2020-01-30	21.22	8.20	n.a.	9.74
ZLd	2016-06-27	21.25	8.21	12.08	10.78
ZLgd	2016-06-20	21.18	8.21	12.27	10.31
ZLgdh-GBP	2016-06-20	20.24	6.96	10.69	8.76
ZLh-CHF	2020-02-07	16.18	5.08	n.a.	6.52

Performance is calculated in USD (save for Classes Zh-CHF and ZLh-CHF which are calculated in CHF, Classes Bgdh-EUR, Bh-EUR and Zh-EUR which are calculated in EUR and Classes Pgdh-GBP, Zdh-GBP, Zgdh-GBP and ZLgdh-GBP which are calculated in GBP and Classes Zh-CHF and ZLh-CHF which are calculated in CHF) on a NAV-NAV and swing pricing basis, with all dividends and distributions reinvested (net of reinvestment charges) and based on the assumption that the **maximum** sales charge was imposed and that any applicable redemption charge was imposed over the time period. Figures for the last one year show the percentage change, while figures exceeding one year show the average annual compounded return.

Shares whose returns are not included in the above tables have not been launched or have been launched for less than a year as at 29 December 2023.

Past performance of the Fund is not necessarily indicative of the future performance of the Fund.

e. Dividend Policy

It is not at present intended that dividends be distributed to Shareholders of Class A4, Class A7, Class B, Class C, Class P, Class Z, Class ZL and corresponding Hedged Equivalent Classes in the Fund (if any). The Company intends to recommend that dividends be distributed to Shareholders of all Dividend-distributing Equivalent Classes and Dividend-distributing Hedged Equivalent Classes (if any).

Dividends may not actually be distributed in any given accounting period if such Class(es) has no or no significant net investment income.

Further details on the Company's dividend policy are set out in the section headed "Dividend Policy" in the Luxembourg Prospectus.

APPENDIX 11

CAPITAL GROUP NEW WORLD FUND (LUX)

a. Investment Objective, Policy and Strategy

The investment objective of CGNWLUX (also referred to in this Appendix 11 as the “Fund”) is long-term capital appreciation.

The Fund invests primarily in common stocks of companies with significant exposure to countries with developing economies and/or markets. Many of these countries may be referred to as emerging countries or emerging markets. The Fund may also invest in debt securities of issuers, including issuers of lower rated bonds (rated Ba1 or below and BB+ or below by NRSROs designated by the Investment Adviser or unrated but determined by the Investment Adviser to be of equivalent quality), with exposure to these countries. The eligible investment countries for the Fund include any country.

The Fund will generally invest at least 35% of its assets in equity and debt securities of issuers based primarily in qualified countries that have developing economies and/or markets. In determining whether a country is qualified, the Investment Adviser will consider such factors as the country's per capita gross domestic product, the percentage of the country's economy that is industrialised, market capital as a percentage of gross domestic product, the overall regulatory environment, the presence of government regulation limiting or banning foreign ownership, and restrictions on repatriation of initial capital, dividends, interest and/or capital gains. The Investment Adviser will maintain a list of qualified countries and securities in which the Fund may invest. Qualified developing countries in which the Fund may invest currently is available on <https://www.capitalgroup.com/asia>. The Fund may also, to a limited extent, invest in securities of issuers based in non-qualified developing countries.

The Fund may invest its assets in equity securities of any company, regardless of where it is based (including developed countries), if the Investment Adviser determines that a significant portion of its assets or revenues is attributable to developing countries.

The Fund may invest its assets in nonconvertible debt securities, including government bonds and securities rated Ba1 or below and BB+ or below by NRSROs designated by the Investment Adviser or unrated but determined to be of equivalent quality, of issuers primarily based in Qualified countries with developing economies and/or markets, or of issuers that the Investment Adviser determines have a significant portion of their assets or revenues attributable to developing countries. If rating agencies differ, securities will be considered to have received the highest of these ratings.

The Fund may use, whether for hedging and/or efficient portfolio management purposes, interest rate swaps, CDXs, CDS, forward contracts, FX options, futures and options on futures as described in more detail under the “Risk Warnings” section of the Luxembourg Prospectus and in Annex 1 to the Luxembourg Prospectus. The Fund may invest up to 3% in distressed securities. The Fund may invest in contingent convertible bonds which will not exceed 5% of the net assets of the Fund.

The Fund may invest, either directly e.g. via the Shanghai-Hong Kong Stock Connect and Shenzhen-Hong Kong Stock Connect and/or indirectly such as by way of access warrants and/or other access products into China A-shares on an ancillary basis. The Fund may invest on the China Interbank Bond Market up to 3% of the net assets of the Fund, either directly or via Bond Connect.

In order to achieve its investment objective, the Fund may enter into securities lending transactions by lending securities of its portfolio to brokers, dealers and other institutions that provide cash in USD, EUR or JPY currency or US Treasury securities as collateral in an amount at least equal to the value of the securities loaned. No more than 15% of the net assets of the Fund will be used for lending securities. The level of exposure to securities lending is generally expected to be less than 5% of the net assets of the Fund.

The Fund is exposed to specific risks relating to equities, bonds, emerging markets, over-the-counter markets, high yield bonds, contingent convertible bonds, derivative instruments, distressed securities, Shanghai-Hong Kong Stock Connect and Shenzhen-Hong Kong Stock Connect, China Interbank Bond Market, Bond Connect, securities lending and sustainability risks, the details of which are set out in Paragraph 10 of the Singapore Prospectus. Please also read the “Risk

Warnings” section for more details of the relevant risk factors involved as well as Annex 1 “General Investment Guidelines and Restrictions”, to the Luxembourg Prospectus.

In order to achieve its investment goals, for treasury purposes and/or in case of unfavourable market conditions, the Fund may also invest in deposits with credit institutions, money market instruments and units of money market funds within the meaning of the investment restrictions set out in Annex 1 “General Investment Guidelines and Restrictions” to the Luxembourg Prospectus.

b. Share Classes in the Fund

As at the date of registration of the Singapore Prospectus, the following Classes are available for subscription:

- (i) Class A4
- (ii) Class A7
- (iii) Class B
- (iv) Class Bh-EUR
- (v) Class C
- (vi) Class Cadh-AUD
- (vii) Class Cgd
- (viii) Class Ch-JPY
- (ix) Class P
- (x) Class Z
- (xi) Class Zd
- (xii) Class Zgd
- (xiii) Class Zh-EUR
- (xiv) Class ZL
- (xv) Class ZLd
- (xvi) Class ZLgd
- (xvii) Class ZLh-EUR

c. Fees, Charges and Expenses⁸⁴

The fees, charges and expenses applicable to the Fund are set out in the table below.

Payable by the Investor	
Sales charge ⁸⁵	Maximum of 5.25%
Payable by the Fund	
Management Fee	<ul style="list-style-type: none"> o Class A4 and its Equivalent Classes: 0.65% p.a. o Class A7 and its Equivalent Classes: 0.59% p.a. o Class C and its Equivalent Classes: fluctuating⁸⁷

⁸⁴ Fund Administration, Depositary and Custody Fees, which are included in the total expense ratio (TER), which varies by Fund and by Share Class, may be partially allocated to the relevant Share Class by the Management Company. Please see the Company’s latest annual report for details.

⁸⁵ No sales charge will be imposed by the Management Company on investors who subscribe for Shares through distributors in Singapore although investors should note that the distributors may impose a subscription charge separately. A sales charge of up to a maximum of 5.25% may be withheld by distributors and other intermediaries from any amount to be invested in all Classes with the exception of Class A4, Class A7 and Class C. The Management Company can also withhold a sales charge of up to a maximum of 5.25% from any amount to be invested in all Classes with the exception of Class A4, Class A7 and Class C. A switch from one Fund to another is deemed a sale for this purpose. Please refer to the section headed “Charges, Expenses and Fees”, in particular, the sub-section headed “Sales Charge Borne by the Investor” of the Luxembourg Prospectus for further information.

⁸⁷ Investments in Class C Shares and Shares of Equivalent Classes may only be made by investors having entered into a separate agreement with respect to management fee and/or other fund expenses, which are not deducted from these Shares’ Net Asset Value.

(a) Retained by Management Company (b) Paid by the Management Company to financial adviser ⁸⁶	○Class P and its Equivalent Classes: 0.70% p.a. ○Class Z and its Equivalent Classes: 0.875% p.a. ○Class ZL and its Equivalent Classes: 0.62% p.a. For the above classes, the management fee is 100% retained by the Management Company. ○Class B and its Equivalent Classes: 1.75% p.a. (a) 35% to 100% of Management fee (b) 0% to 65% of Management fee
Until 31 December 2024: Fund Administration Fee	Effective rate varies with the total assets of the Fund up to a maximum of 0.15% per annum
Until 31 December 2024: Depositary and Custody Fees	Effective rate varies with the total assets and with the country breakdown in the portfolio of the Fund up to a maximum of 0.08% per annum
From 1 January 2025: Annual Administration Charge ⁸⁸	Maximum of 0.25%

Please refer to the section headed “Charges, Expenses and Fees” of the Luxembourg Prospectus and the relevant Annex 2 to the Luxembourg Prospectus for more information on the fees, charges and expenses applicable to the Fund.

d. Performance of the Fund

The performance⁸⁹ of each Class of the Fund as at 29 December 2023 is as follows:

Class	Inception date	1 year (%)	3 years (%)	5-years (%)	Lifetime (%)
A4	2018-06-08	16.15	-1.80	8.63	4.91
A7	2017-08-04	16.16	-1.74	8.69	5.96
B	2016-10-28	14.72	-2.97	7.36	6.23
Bh-EUR	2017-12-19	11.90	-5.21	4.83	1.14
C	2017-01-27	16.76	-1.25	9.25	8.08
Cadh-AUD	2017-01-19	14.37	-3.10	7.24	6.93
Ch-JPY	2017-05-30	10.11	-4.19	6.50	4.34
P	2021-02-17	15.97	n.a.	n.a.	-5.01
Z	2016-10-28	15.76	-2.12	8.28	7.18
Zd	2016-10-28	15.75	-2.11	8.29	7.19
Zgd	2016-10-28	15.71	-2.13	8.28	7.19
Zh-EUR	2017-04-18	12.87	-4.37	5.74	4.06
ZL	2020-02-07	16.10	-1.86	n.a.	4.35
ZLd	2020-01-30	16.07	-1.85	n.a.	4.59
ZLgd	2020-02-14	16.07	-1.87	n.a.	3.96
ZLh-EUR	2020-02-14	13.18	-4.13	n.a.	1.71

Performance is calculated in USD (save for Classes Bh-EUR, Zh-EUR and ZLh-EUR which are calculated in EUR, Class CH-JPY which is calculated in JPY and Class Cadh-AUD which is calculated in AUD), on a NAV-NAV and swing pricing basis, with all dividends and distributions reinvested (net of reinvestment charges) and based on the assumption that **no** sales and redemption charges were imposed. Figures for the last one year show the percentage change, while figures exceeding one year show the average annual compounded return.

⁸⁶ This range may change from time to time without prior notice. Your financial adviser is required to disclose to you the amount of trailer fee it receives from the Management Company.

⁸⁸ Please refer to the section “Charges, Expenses and Fees” of the Luxembourg Prospectus for the detail of what is included in the Annual Administration Charge.

⁸⁹ Source: Capital Group.

Class	Inception date	1 year (%)	3 years (%)	5-years (%)	Lifetime (%)
A4	2018-06-08	10.05	-3.55	7.46	3.90
A7	2017-08-04	10.06	-3.49	7.52	5.07
B	2016-10-28	8.70	-4.70	6.20	5.44
Bh-EUR	2017-12-19	6.03	-6.90	3.70	0.24
C	2017-01-27	10.63	-3.00	8.07	7.24
Cadh-AUD	2017-01-19	8.37	-4.82	6.09	6.10
Ch-JPY	2017-05-30	4.33	-5.89	5.36	3.49
P	2021-02-17	9.88	n.a.	n.a.	-6.78
Z	2016-10-28	9.69	-3.86	7.12	6.38
Zd	2016-10-28	9.67	-3.86	7.13	6.39
Zgd	2016-10-28	9.64	-3.87	7.12	6.38
Zh-EUR	2017-04-18	6.94	-6.07	4.60	3.23
ZL	2020-02-07	10.00	-3.61	n.a.	2.92
ZLd	2020-01-30	9.98	-3.60	n.a.	3.16
ZLgd	2020-02-14	9.98	-3.62	n.a.	2.52
ZLh-EUR	2020-02-14	7.24	-5.84	n.a.	0.30

Performance is calculated in USD (save for Classes Bh-EUR, Zh-EUR and ZLh-EUR which are calculated in EUR, Class CH-JPY which is calculated in JPY and Class Cadh-AUD which is calculated in AUD) on a NAV-NAV and swing pricing basis, with all dividends and distributions reinvested (net of reinvestment charges) and based on the assumption that the **maximum** sales charge was imposed and that any applicable redemption charge was imposed over the time period. Figures for the last one year show the percentage change, while figures exceeding one year show the average annual compounded return.

Shares whose returns are not included in the above tables have not been launched or have been launched for less than a year as at 29 December 2023.

Past performance of the Fund is not necessarily indicative of the future performance of the Fund.

e. Dividend Policy

It is not at present intended that dividends be distributed to Shareholders of Class A4, Class A7, Class B, Class C, Class P, Class Z, Class ZL and corresponding Hedged Equivalent Classes in the Fund (if any). The Company intends to recommend that dividends be distributed to Shareholders of all Dividend-distributing Equivalent Classes and Dividend-distributing Hedged Equivalent Classes (if any).

Dividends may not actually be distributed in any given accounting period if such Class(es) has no or no significant net investment income.

Further details on the Company's dividend policy are set out in the section headed "Dividend Policy" in the Luxembourg Prospectus.

APPENDIX 12

CAPITAL GROUP GLOBAL INTERMEDIATE BOND FUND (LUX)

a. Investment Objective, Policy and Strategy

The investment objective of CGGIBLU (also referred to in this Appendix 12 as the “Fund”) is to preserve capital and provide income consistent with prudent investment management.

The Fund aims to hold high-quality global bonds in a portfolio with an average maturity of between 3 and 7 years. The Fund invests worldwide primarily in Bonds of governmental, supranational and corporate issuers and in other fixed income securities including mortgage and asset backed securities, denominated in various currencies. These Bonds will be Investment Grade at the time of purchase. The types of mortgage backed securities in which the Fund may invest are CMBS, CMO, RMBS and TBA contracts. These are usually listed or traded on other Regulated Markets. Unlisted Investment Grade Bonds may also be purchased, subject to the relevant provisions of Annex 1, “General Investment Guidelines and Restrictions”, to the Luxembourg Prospectus. The eligible investment countries for the Fund include any country.

Investment in Bonds will be limited to Investment Grade Bonds. Securities that fail to maintain an Investment Grade rating from at least one rating agency (or which are no longer deemed Investment Grade by the Investment Adviser) must be sold within six months, taking into account the interests of Shareholders. In case of split-rated Bonds, the highest credit rating of S&P, Moody’s or Fitch will apply.

The Fund may use financial derivative instruments for investment purposes, hedging and/or efficient portfolio management. Instruments permitted are interest rate swaps, CDXs, CDS, forward contracts, FX options, futures and options on futures as described in more detail under the “Risk Warnings” section of the Luxembourg Prospectus and in Annex 1 of the Luxembourg Prospectus.

Up to 10% of the total net assets of the Fund may be subject to Total Return Swaps.

The Fund may invest in ABS/MBS which will not exceed 40% of the net assets of the Fund. The types of MBS in which the Fund may invest are CMBS, CMO, RMBS and TBA contracts.

The Fund may invest on the China Interbank Bond Market up to 20% of the net assets of the Fund, either directly or via Bond Connect.

The Fund is exposed to specific risks relating to bonds, emerging markets, derivative instruments, over-the-counter markets, ABS/MBS, China Interbank Bond Market, Bond Connect and sustainability risks, the details of which are set out in Paragraph 10 of the Singapore Prospectus. Please also read the “Risk Warnings” section of the Luxembourg Prospectus for more details of the relevant risk factors involved as well as Annex 1, “General Investment Guidelines and Restrictions”, to the Luxembourg Prospectus.

In order to achieve its investment goals, for treasury purposes and/or in case of unfavourable market conditions, the Fund may also invest in deposits with credit institutions, money market instruments and units of money market funds within the meaning of the investment restrictions set out in Annex 1 “General Investment Guidelines and Restrictions” to the Luxembourg Prospectus.

b. Share Classes in the Fund

As at the date of registration of the Singapore Prospectus, the following Classes are available for subscription:

- (i) Class A4
- (ii) Class A7
- (iii) Class A7h-GBP
- (iv) Class C
- (v) Class Cgdh-EUR
- (vi) Class Ch-CHF

- (vii) Class Ch-JPY
- (viii) Class P
- (ix) Class Z
- (x) Class Zh-EUR
- (xi) Class ZL

c. Fees, Charges and Expenses⁹⁰

The fees, charges and expenses applicable to the Fund are set out in the table below.

Payable by the Investor	
Sales charge ⁹¹	Maximum of 5.25%
Payable by the Fund	
Management Fee (a) Retained by Management Company (b) Paid by the Management Company to financial adviser ⁹²	oClass A4 and its Equivalent Classes: 0.300% p.a. oClass A7 and its Equivalent Classes: 0.250% p.a. oClass C and its Equivalent Classes: fluctuating ⁹³ oClass P and its Equivalent Classes: 0.40% p.a. oClass Z and its Equivalent Classes: 0.50% p.a. oClass ZL and its Equivalent Classes: 0.35% p.a. For the above classes, the management fee is 100% retained by the Management Company.
Until 31 December 2024: Fund Administration Fee	Effective rate varies with the total assets of the Fund up to a maximum of 0.15% per annum
Until 31 December 2024: Depositary and Custody Fees	Effective rate varies with the total assets and with the country breakdown in the portfolio of the Fund up to a maximum of 0.06% per annum
From 1 January 2025: Annual Administration Charge ⁹⁴	Maximum of 0.25%

Please refer to the section headed “Charges, Expenses and Fees” of the Luxembourg Prospectus and the relevant Annex 2 to the Luxembourg Prospectus for more information on the fees, charges and expenses applicable to the Fund.

d. Performance of the Fund

⁹⁰ Fund Administration, Depositary and Custody Fees, which are included in the total expense ratio (TER), which varies by Fund and by Share Class, may be partially allocated to the relevant Share Class by the Management Company. Please see the Company's latest annual report for details.

⁹¹ No sales charge will be imposed by the Management Company on investors who subscribe for Shares through distributors in Singapore although investors should note that the distributors may impose a subscription charge separately. A sales charge of up to a maximum of 5.25% may be withheld by distributors and other intermediaries from any amount to be invested in all Classes with the exception of Class A4, Class A7 and Class C. The Management Company can also withhold a sales charge of up to a maximum of 5.25% from any amount to be invested in all Classes with the exception of Class A4, Class A7 and Class C. A switch from one Fund to another is deemed a sale for this purpose. Please refer to the section headed “Charges, Expenses and Fees”, in particular, the sub-section headed “Sales Charge Borne by the Investor” of the Luxembourg Prospectus for further information.

⁹² This range may change from time to time without prior notice. Your financial adviser is required to disclose to you the amount of trailer fee it receives from the Management Company.

⁹³ Investments in Class C Shares and Shares of Equivalent Classes may only be made by investors having entered into a separate agreement with respect to management fee and/or other fund expenses, which are not deducted from these Shares' Net Asset Value.

⁹⁴ Please refer to the section “Charges, Expenses and Fees” of the Luxembourg Prospectus for the detail of what is included in the Annual Administration Charge.

The performance⁹⁵ of each Class of the Fund as at 29 December 2023 is as follows:

Class	Inception date	1 year (%)	3 years (%)	5 years (%)	Lifetime (%)
A7	2021-07-23	5.54	n.a.	n.a.	-1.02
C	2016-10-13	5.90	-0.67	1.75	1.71
Cgdh-EUR	2020-10-16	3.62	-2.43	n.a.	-2.12
Ch-CHF	2021-07-16	1.47	n.a.	n.a.	-3.60
Ch-JPY	2017-10-06	-0.18	-3.52	-0.86	-0.81
P	2022-01-28	5.36	n.a.	n.a.	-0.47
Z	2016-10-13	5.31	-1.16	1.24	1.20
Zh-EUR	2020-12-07	3.02	-2.91	n.a.	-2.82
ZL	2020-02-21	5.46	-1.04	n.a.	0.02

Performance is calculated in USD (save for Class Ch-JPY which is calculated in JPY, Class Ch-CHF which is calculated in CHF and Classes Cgdh-EUR and Zh-EUR which are calculated in EUR), on a NAV-NAV and swing pricing basis, with all dividends and distributions reinvested (net of reinvestment charges) and based on the assumption that **no** sales and redemption charges were imposed. Figures for the last one year show the percentage change, while figures exceeding one year show the average annual compounded return.

Class	Inception date	1 year (%)	3 years (%)	5 years (%)	Lifetime (%)
A7	2021-07-23	0.00	n.a.	n.a.	-3.19
C	2016-10-13	0.34	-2.44	0.66	0.95
Cgdh-EUR	2020-10-16	-1.82	-4.16	n.a.	-3.75
Ch-CHF	2021-07-16	-3.86	n.a.	n.a.	-5.69
Ch-JPY	2017-10-06	-5.42	-5.24	-1.92	-1.67
P	2022-01-28	-0.17	n.a.	n.a.	-3.22
Z	2016-10-13	-0.21	-2.93	0.15	0.45
Zh-EUR	2020-12-07	-2.39	-4.64	n.a.	-4.51
ZL	2020-02-21	-0.08	-2.80	n.a.	-1.37

Performance is calculated in USD (save for Class Ch-JPY which is calculated in JPY, Class Ch-CHF which is calculated in CHF and Classes Cgdh-EUR and Zh-EUR which are calculated in EUR), on a NAV-NAV and swing pricing basis, with all dividends and distributions reinvested (net of reinvestment charges) and based on the assumption that the **maximum** sales charge was imposed and that any applicable redemption charge was imposed over the time period. Figures for the last one year show the percentage change, while figures exceeding one year show the average annual compounded return.

Shares whose returns are not included in the above tables have not been launched or have been launched for less than a year as at 29 December 2023.

Past performance of the Fund is not necessarily indicative of the future performance of the Fund.

e. Dividend Policy

It is not at present intended that dividends be distributed to Shareholders of Class A7, Class C, Class P, Class Z, Class ZL and corresponding Hedged Equivalent Classes in the Fund (if any). The Company intends to recommend that dividends be distributed to Shareholders of all Dividend-distributing Equivalent Classes and Dividend-distributing Hedged Equivalent Classes (if any).

Dividends may not actually be distributed in any given accounting period if such Class(es) has no or no significant net investment income.

⁹⁵ Source: Capital Group.

Further details on the Company's dividend policy are set out in the section headed "Dividend Policy" in the Luxembourg Prospectus.

f. Use of Derivative Instruments

The calculation method of the risk exposure for the Fund is the relative VaR approach using Bloomberg Global Aggregate 1-7 Years Custom hedged to USD Total Return index as the appropriate reference portfolio.

The Fund is actively managed. The Company has full discretion over the composition of the Fund's portfolio, subject to the relevant investment objective, guidelines and restrictions, which do not provide for index-tracking objectives.

The use of the above index is in relation to the calculation of the Relative VaR. Though the majority of the holdings of the Fund (excluding derivatives) are likely to be components of the index, the Investment Adviser is not bound by the components or weighting of the index when selecting investments and may invest in securities not included in the index. The degree to which the Fund may resemble the composition and risk characteristics of the index will vary over time and its performance may be meaningfully different.

Further information on Relative VaR can be found in Annex 1 under "Risk management and monitoring of financial derivatives instruments" of the Luxembourg Prospectus.

The Fund's level of leverage is expected to be 250% of the net assets of the Fund, as calculated using the sum of the notionals, not taking into account any netting of the derivatives and hedging arrangements that the Fund has in place at any time. Under certain circumstances (e.g. very low market volatility), the actual Fund's level of leverage may increase from time to time to higher levels.

The Fund's expected level of leverage is not a regulatory limit on the Fund and there may be no action whether the actual leverage is higher or lower than the disclosed expected level of leverage.

APPENDIX 13

CAPITAL GROUP US CORPORATE BOND FUND (LUX)

a. Investment Objective, Policy and Strategy

The investment objective of CGUSCBLU (also referred to in this Appendix 13 as the “Fund”) is to provide, over the long term, a high level of total return consistent with capital preservation and prudent risk management.

The Fund invests primarily in USD-denominated corporate Investment Grade Bonds. These Bonds will be Investment Grade at the time of purchase. These are usually listed or traded on other Regulated Markets. Unlisted securities and other fixed-income securities, including government securities, may also be purchased, subject to the relevant provisions of Annex 1, “General Investment Guidelines and Restrictions”, to the Luxembourg Prospectus. The eligible investment countries for the Fund include any country.

ESG criteria

- Management of a carbon footprint lower than the Fund’s selected index level.
- Implementation of a Negative Screening Policy relating to the Fund’s investments in corporate issuers.
- Commitment to make sustainable investments contributing to environmental or social objectives.

For more information on the Fund’s ESG criteria, please refer to its SFDR Article 8 pre-contractual disclosure at the relevant Annex 2 to the Luxembourg Prospectus.

The Fund will seek to invest at least 80% of its total net assets in corporate Bonds. Investment in Bonds will be limited to Investment Grade Bonds. Securities that fail to maintain an Investment Grade rating from at least one rating agency (or which are no longer deemed Investment Grade by the Investment Adviser) must be sold within six months, taking into account the interests of Shareholders. In case of split-rated Bonds, the highest credit rating of S&P, Moody’s or Fitch will apply.

The Fund aims to manage a carbon footprint (WACI) for its investments in corporate issuers that is lower than Bloomberg U.S. Corporate Investment Grade index. Should the WACI of the Fund not be lower than the level of the aforementioned index, the Investment Adviser will consider what action is in the best interest of the Fund, its Shareholders and in line with the relevant Fund investment objective to bring the Fund back above the threshold in a reasonable period of time. The Investment Adviser relies on carbon footprint data from a third party provider to carry out ongoing monitoring of WACI intensity at the Fund level, and may reduce or eliminate exposures to certain companies as necessary.

The Investment Adviser evaluates and applies ESG and norms-based screening to implement exclusions at the time of purchase on corporate issuers, with respect to certain sectors such as fossil fuel and weapons. To support this screening, it relies on third party provider(s) who identify an issuer’s participation in or the revenue which they derive from activities that are inconsistent with the ESG and norms-based screens. The Negative Screening Policy applied can be found on: <https://www.capitalgroup.com/content/dam/cgc/tenants/eacg/negative-screening-policy.pdf>.

The Fund commits to maintain at least 10% in sustainable investments (i) which are assessed based on alignment of business activities with any one or a combination of sustainable investment themes focused on tackling global social and environmental challenges, as outlined by the United Nations Sustainable Development Goals; and (ii) which do not cause any significant harm to any environmental or social sustainable investment objectives.

Companies must have good governance practices.

All securities held by the Fund will be denominated in USD.

The Fund may invest in mortgage- and asset-backed securities, credit-linked notes and similar instruments of a credit rating no lower than Investment Grade, such investments not to exceed 10% of the net assets of the Fund and provided that the issuer is either located in a member state of the OECD or an European Economic Area country and/or the assets are admitted to trading on or included in a Regulated Market. The Fund may also use financial derivative instruments for investment purposes, hedging and/or efficient portfolio management. Instruments permitted are interest rate swaps, CDXs, CDS, forward contracts, FX options, futures and options on futures as described in more detail under the "Risk Warnings" section of the Luxembourg Prospectus and in Annex 1 of the Luxembourg Prospectus.

Up to 10% of the total net assets of the Fund may be subject to Total Return Swaps.

The Fund is exposed to specific risks relating to bonds, derivative instruments, over-the-counter markets and sustainability risks, the details of which are set out in Paragraph 10 of the Singapore Prospectus. Please also read the "Risk Warnings" section of the Luxembourg Prospectus for more details of the relevant risk factors involved as well as Annex 1, "General Investment Guidelines and Restrictions", to the Luxembourg Prospectus.

In order to achieve its investment goals, for treasury purposes and/or in case of unfavourable market conditions, the Fund may also invest in deposits with credit institutions, money market instruments and units of money market funds within the meaning of the investment restrictions set out in Annex 1 "General Investment Guidelines and Restrictions" to the Luxembourg Prospectus.

b. Share Classes in the Fund

As at the date of registration of the Singapore Prospectus, the following Classes are available for subscription:

- (i) Class A4
- (ii) Class A4h-EUR
- (iii) Class A7
- (iv) Class B
- (v) Class Bd
- (vi) Class Bh-EUR
- (vii) Class C
- (viii) Class Cgdh-EUR
- (ix) Class Cdh-JPY
- (x) Class P
- (xi) Class Pd
- (xii) Class Pdh-EUR
- (xiii) Class Pdh-GBP
- (xiv) Class Pfdm
- (xv) Class Ph-EUR
- (xvi) Class S
- (xvii) Class Sdh-GBP
- (xviii) Class Sfdm
- (xix) Class Sh-EUR
- (xx) Class Z
- (xxi) Class Zd
- (xxii) Class Zdh-GBP
- (xxiii) Class Zgd
- (xxiv) Class Zh-CHF
- (xxv) Class Zh-EUR
- (xxvi) Class Zh-SGD
- (xxvii) Class ZL
- (xxviii) Class ZLd

c. Fees, Charges and Expenses⁹⁶

The fees, charges and expenses applicable to the Fund are set out in the table below.

Payable by the Investor	
Sales charge ⁹⁷	Maximum of 5.25%
Payable by the Fund	
Management Fee (a) Retained by Management Company (b) Paid by the Management Company to financial adviser ⁹⁸	<ul style="list-style-type: none">○Class A4 and its Equivalent Classes: 0.240% p.a.○Class A7 and its Equivalent Classes: 0.190% p.a.○Class C and its Equivalent Classes: fluctuating⁹⁹○Class P and its Equivalent Classes: 0.40% p.a.○Class S and its Equivalent Classes: Up to 0.40% p.a.○Class Z and its Equivalent Classes: 0.50% p.a.○Class ZL and its Equivalent Classes: 0.35% p.a. <p>For the above classes, the management fee is 100% retained by the Management Company.</p> <ul style="list-style-type: none">○Class B and its Equivalent Classes: 1.00% p.a.<ul style="list-style-type: none">(a) 35% to 100% of Management fee(b) 0% to 65% of Management fee
Until 31 December 2024: Fund Administration Fee	Effective rate varies with the total assets of the Fund up to a maximum of 0.15% per annum
Until 31 December 2024: Depositary and Custody Fees	Effective rate varies with the total assets and with the country breakdown in the portfolio of the Fund up to a maximum of 0.04% per annum
From 1 January 2025: Annual Administration Charge ¹⁰⁰	Maximum of 0.25%

Please refer to the section headed “Charges, Expenses and Fees” of the Luxembourg Prospectus and the relevant Annex 2 to the Luxembourg Prospectus for more information on the fees, charges and expenses applicable to the Fund.

d. Performance of the Fund

The performance¹⁰¹ of each Class of the Fund as at 29 December 2023 is as follows:

⁹⁶ Fund Administration, Depositary and Custody Fees, which are included in the total expense ratio (TER), which varies by Fund and by Share Class, may be partially allocated to the relevant Share Class by the Management Company. Please see the Company's latest annual report for details.

⁹⁷ No sales charge will be imposed by the Management Company on investors who subscribe for Shares through distributors in Singapore although investors should note that the distributors may impose a subscription charge separately. A sales charge of up to a maximum of 5.25% may be withheld by distributors and other intermediaries from any amount to be invested in all Classes with the exception of Class A4, Class A7 and Class C. The Management Company can also withhold a sales charge of up to a maximum of 5.25% from any amount to be invested in all Classes with the exception of Class A4, Class A7 and Class C. A switch from one Fund to another is deemed a sale for this purpose. Please refer to the section headed “Charges, Expenses and Fees”, in particular, the sub-section headed “Sales Charge Borne by the Investor” of the Luxembourg Prospectus for further information.

⁹⁸ This range may change from time to time without prior notice. Your financial adviser is required to disclose to you the amount of trailer fee it receives from the Management Company.

⁹⁹ Investments in Class C Shares and Shares of Equivalent Classes may only be made by investors having entered into a separate agreement with respect to management fee and/or other fund expenses, which are not deducted from these Shares' Net Asset Value.

¹⁰⁰ Please refer to the section “Charges, Expenses and Fees” of the Luxembourg Prospectus for the detail of what is included in the Annual Administration Charge.

¹⁰¹ Source: Capital Group.

Class	Inception date	1 year (%)	3 years (%)	5 years (%)	Lifetime (%)
A4h-EUR	2020-10-02	5.34	-5.58	n.a.	-4.59
A7	2019-04-30	7.83	-3.61	n.a.	1.89
B	2017-03-21	6.84	-4.41	2.04	1.75
Bd	2020-06-29	6.99	-4.40	n.a.	-2.92
Bh-EUR	2020-06-12	4.56	-6.17	n.a.	-4.28
C	2019-03-22	8.05	-3.43	n.a.	2.24
Cdh-JPY	2020-01-03	-2.70	-7.75	n.a.	-3.48
Cgdh-EUR	2020-10-16	5.52	-5.22	n.a.	-4.39
Z	2017-03-21	7.47	-3.93	2.57	2.29
Zd	2017-03-21	7.48	-3.94	2.56	2.29
Zdh-GBP	2020-05-27	6.61	-4.56	n.a.	-2.40
Zgd	2017-03-21	7.45	-3.91	2.58	2.30
Zh-CHF	2020-07-08	2.88	-6.57	n.a.	-5.17
Zh-EUR	2020-06-26	4.94	-5.67	n.a.	-4.08
Zh-SGD	2019-06-21	5.79	-4.58	n.a.	0.32
ZL	2020-02-07	7.60	-3.78	n.a.	-0.50
ZLd	2020-02-07	7.65	-3.79	n.a.	-0.50

Performance is calculated in USD (save for Classes A4h-EUR, Bh-EUR, Cgdh-EUR and Zh-EUR, which are calculated in EUR, Class Cdh-JPY which is calculated in JPY, Class Zdh-GBP which is calculated in GBP, Class Zh-CHF which is calculated in CHF and Class Zh-SGD which is calculated in SGD) on a NAV-NAV and swing pricing basis, with all dividends and distributions reinvested (net of reinvestment charges) and based on the assumption that no sales and redemption charges were imposed. Figures for the last one year show the percentage change, while figures exceeding one year show the average annual compounded return.

Class	Inception date	1 year (%)	3 years (%)	5 years (%)	Lifetime (%)
A4h-EUR	2020-10-02	-0.19	-7.26	n.a.	-6.16
A7	2019-04-30	2.17	-5.33	n.a.	0.72
B	2017-03-21	1.23	-6.11	0.94	0.95
Bd	2020-06-29	1.38	-6.10	n.a.	-4.40
Bh-EUR	2020-06-12	-0.93	-7.84	n.a.	-5.72
C	2019-03-22	2.37	-5.15	n.a.	1.09
Cdh-JPY	2020-01-03	-7.81	-9.40	n.a.	-4.77
Cgdh-EUR	2020-10-16	-0.02	-6.91	n.a.	-5.98
Z	2017-03-21	1.82	-5.64	1.47	1.48
Zd	2017-03-21	1.84	-5.65	1.46	1.48
Zdh-GBP	2020-05-27	1.02	-6.26	n.a.	-3.85
Zgd	2017-03-21	1.81	-5.62	1.48	1.49
Zh-CHF	2020-07-08	-2.52	-8.23	n.a.	-6.63
Zh-EUR	2020-06-26	-0.57	-7.35	n.a.	-5.54
Zh-SGD	2019-06-21	0.23	-6.28	n.a.	-0.87
ZL	2020-02-07	1.95	-5.49	n.a.	-1.86
ZLd	2020-02-07	1.99	-5.51	n.a.	-1.86

Performance is calculated in USD (save for Classes A4h-EUR, Bh-EUR, Cgdh-EUR and Zh-EUR which are calculated in EUR, Class Cdh-JPY which is calculated in JPY, Class Zdh-GBP which is calculated in GBP, Class Zh-CHF which is calculated in CHF and Class Zh-SGD which is calculated in SGD) on a NAV-NAV and swing pricing basis, with all dividends and distributions reinvested (net of reinvestment charges) and based on the assumption that the **maximum** sales charge was imposed and that any applicable redemption charge was imposed over the time period. Figures for the last one year show the percentage change, while figures exceeding one year show the average annual compounded return.

Shares whose returns are not included in the above tables have not been launched or have been launched for less than a year as at 29 December 2023.

Past performance of the Fund is not necessarily indicative of the future performance of the Fund.

e. Dividend Policy

It is not at present intended that dividends be distributed to Shareholders of Class A4, Class A7, Class C, Class P, Class S, Class Z, Class ZL and corresponding Hedged Equivalent Classes in the Fund (if any). The Company intends to recommend that dividends be distributed to Shareholders of all Dividend-distributing Equivalent Classes and Dividend-distributing Hedged Equivalent Classes (if any).

Dividends may not actually be distributed in any given accounting period if such Class(es) has no or no significant net investment income.

Further details on the Company's dividend policy are set out in the section headed "Dividend Policy" in the Luxembourg Prospectus.

f. Use of Derivative Instruments

The calculation method of the risk exposure for the Fund is the relative VaR approach using Bloomberg U.S. Corporate Investment Grade index as the appropriate reference portfolio.

The Fund is actively managed. The Company has full discretion over the composition of the Fund's portfolio, subject to the relevant investment objective, guidelines and restrictions, which do not provide for index-tracking objectives.

The use of the above index is in relation to the calculation of the Relative VaR. Though the majority of the holdings of the Fund (excluding derivatives) are likely to be components of the index, the Investment Adviser is not bound by the components or weighting of the index when selecting investments and may invest in securities not included in the index. The degree to which the Fund may resemble the composition and risk characteristics of the index will vary over time and its performance may be meaningfully different.

Further information on Relative VaR can be found in Annex 1 under "Risk management and monitoring of financial derivatives instruments" of the Luxembourg Prospectus.

The Fund's level of leverage is expected to be 75% of the net assets of the Fund, as calculated using the sum of the notionals, not taking into account any netting of the derivatives and hedging arrangements that the Fund has in place at any time. Under certain circumstances (e.g. very low market volatility), the actual Fund's level of leverage may increase from time to time to higher levels.

The Fund's expected level of leverage is not a regulatory limit on the Fund and there may be no action whether the actual leverage is higher or lower than the disclosed expected level of leverage.

APPENDIX 14

CAPITAL GROUP AMCAP FUND (LUX)

a. Investment Objective, Policy and Strategy

The investment objective of CGAMCAPLU (also referred to in this Appendix 14 as the “Fund”) is to provide long-term growth of capital.

The Fund invests primarily in equity of U.S. domiciled companies that have solid long-term growth records and the potential for good future growth. The Fund may invest up to 10% of its assets in Equity and other securities of issuers domiciled outside the United States.

The eligible investment countries for the Fund include the USA and any other country.

The Fund may invest up to 10% of its assets in securities of issuers domiciled outside the United States. In determining the domicile of an issuer, the Investment Adviser will consider whether an issuer or security is located in or is economically tied to a particular country and the determination of a leading provider of global indexes, such as Morgan Stanley Capital International, and may also take into account additional factors such as where the issuer’s securities are listed and where the issuer is legally organised, maintains principal corporate offices, conducts its principal operations, generates revenues and/or has credit risk exposure.

The Fund may invest in contingent convertible bonds which will not exceed 5% of the net assets of the Fund.

The Fund may use, whether for hedging and/or efficient portfolio management purposes, forward contracts as described in more detail under the “Risk Warnings” section of the Luxembourg Prospectus and in Annex 1 of the Luxembourg Prospectus.

In order to achieve its investment objective, the Fund may enter into securities lending transactions by lending securities of its portfolio to brokers, dealers and other institutions that provide cash in USD, EUR or JPY currency or US Treasury securities as collateral in an amount at least equal to the value of the securities loaned. No more than 15% of the net assets of the Fund will be used for lending securities. The level of exposure to securities lending is generally expected to be less than 5% of the net assets of the Fund.

The Fund is exposed to specific risks relating to equities, contingent convertible bonds, securities lending and sustainability risks, the details of which are set out in Paragraph 10 of the Singapore Prospectus. Please also read the “Risk Warnings” section for more details of the relevant risk factors involved as well as Annex 1 “General Investment Guidelines and Restrictions”, to the Luxembourg Prospectus.

In order to achieve its investment goals, for treasury purposes and/or in case of unfavourable market conditions, the Fund may also invest in deposits with credit institutions, money market instruments and units of money market funds within the meaning of the investment restrictions set out in Annex 1 “General Investment Guidelines and Restrictions” to the Luxembourg Prospectus.

b. Share Classes in the Fund

As at the date of registration of the Singapore Prospectus, the following Classes are available for subscription:

- (i) Class A4
- (ii) Class A7
- (iii) Class B
- (iv) Class Bh-EUR
- (v) Class C
- (vi) Class Cgd
- (vii) Class Z

- (viii) Class Zgd
- (ix) Class Zh-CHF
- (x) Class Zh-EUR
- (xi) Class Zh-GBP
- (xii) Class ZL
- (xiii) Class ZLd
- (xiv) Class ZLgd
- (xv) Class ZLh-CHF

c. Fees, Charges and Expenses¹⁰²

The fees, charges and expenses applicable to the Fund are set out in the table below.

Payable by the Investor	
Sales charge ¹⁰³	Maximum of 5.25%
Payable by the Fund	
Management Fee (a) Retained by Management Company (b) Paid by the Management Company to financial adviser ¹⁰⁴	oClass A4 and its Equivalent Classes: 0.40% p.a. oClass A7 and its Equivalent Classes: 0.35% p.a. oClass C and its Equivalent Classes: fluctuating ¹⁰⁵ oClass Z and its Equivalent Classes: 0.65% p.a. oClass ZL and its Equivalent Classes: 0.525% p.a. For the above classes, the management fee is 100% retained by the Management Company. oClass B and its Equivalent Classes: 1.50% p.a. (a) 35% to 100% of Management fee (b) 0% to 65% of Management fee
Until 31 December 2024: Fund Administration Fee	Effective rate varies with the total assets of the Fund up to a maximum of 0.15% per annum
Until 31 December 2024: Depositary and Custody Fees	Effective rate varies with the total assets and with the country breakdown in the portfolio of the Fund up to a maximum of 0.04% per annum
From 1 January 2025: Annual Administration Charge ¹⁰⁶	Maximum of 0.25%

¹⁰² Fund Administration, Depositary and Custody Fees, which are included in the total expense ratio (TER), which varies by Fund and by Share Class, may be partially allocated to the relevant Share Class by the Management Company. Please see the Company's latest annual report for details.

¹⁰³ No sales charge will be imposed by the Management Company on investors who subscribe for Shares through distributors in Singapore although investors should note that the distributors may impose a subscription charge separately. A sales charge of up to a maximum of 5.25% may be withheld by distributors and other intermediaries from any amount to be invested in all Classes with the exception of Class A4, Class A7 and Class C. The Management Company can also withhold a sales charge of up to a maximum of 5.25% from any amount to be invested in all Classes with the exception of Class A4, Class A7 and Class C. A switch from one Fund to another is deemed a sale for this purpose. Please refer to the section headed "Charges, Expenses and Fees", in particular, the sub-section headed "Sales Charge Borne by the Investor" of the Luxembourg Prospectus for further information.

¹⁰⁴ This range may change from time to time without prior notice. Your financial adviser is required to disclose to you the amount of trailer fee it receives from the Management Company.

¹⁰⁵ Investments in Class C Shares and Shares of Equivalent Classes may only be made by investors having entered into a separate agreement with respect to management fee and/or other fund expenses, which are not deducted from these Shares' Net Asset Value.

¹⁰⁶ Please refer to the section "Charges, Expenses and Fees" of the Luxembourg Prospectus for the detail of what is included in the Annual Administration Charge.

Please refer to the section headed “Charges, Expenses and Fees” of the Luxembourg Prospectus and the relevant Annex 2 to the Luxembourg Prospectus for more information on the fees, charges and expenses applicable to the Fund.

d. Performance of the Fund

The performance¹⁰⁷ of each Class of the Fund as at 29 December 2023 is as follows:

Class	Inception date	1 year (%)	3 years (%)	5 years (%)	Lifetime (%)
A7	2018-08-20	31.13	4.93	12.14	8.92
B	2017-06-16	29.55	3.66	10.78	9.42
Bh-EUR	2017-06-16	26.52	1.24	8.24	6.81
C	2017-12-15	31.50	5.20	12.45	10.03
Z	2017-06-16	30.59	4.53	11.70	10.35
Zgd	2017-06-16	30.68	4.54	11.71	10.35
Zh-CHF	2017-06-16	25.16	1.34	8.58	7.19
Zh-EUR	2017-06-16	27.50	2.06	9.12	7.71
Zh-GBP	2017-06-16	29.62	3.15	9.98	8.57
ZL	2020-01-30	30.83	4.67	n.a.	8.40
ZLgd	2020-02-21	30.77	4.66	n.a.	7.82
ZLh-CHF	2020-02-14	25.30	1.48	n.a.	4.54

Performance is calculated in USD (save for Classes Bh-EUR and Zh-EUR which are calculated in EUR, Classes Zh-CHF and ZLh-CHF which are calculated in CHF and Class Zh-GBP which is calculated in GBP), on a NAV-NAV and swing pricing basis, with all dividends and distributions reinvested (net of reinvestment charges) and based on the assumption that **no** sales and redemption charges were imposed. Figures for the last one year show the percentage change, while figures exceeding one year show the average annual compounded return.

Class	Inception date	1 year (%)	3 years (%)	5 years (%)	Lifetime (%)
A7	2018-08-20	24.24	3.06	10.94	7.83
B	2017-06-16	22.75	1.81	9.59	8.53
Bh-EUR	2017-06-16	19.88	-0.56	7.07	5.93
C	2017-12-15	24.59	3.33	11.24	9.05
Z	2017-06-16	23.73	2.67	10.50	9.44
Zgd	2017-06-16	23.82	2.67	10.52	9.45
Zh-CHF	2017-06-16	18.59	-0.46	7.42	6.31
Zh-EUR	2017-06-16	20.81	0.24	7.95	6.82
Zh-GBP	2017-06-16	22.82	1.31	8.80	7.68
ZL	2020-01-30	23.96	2.81	n.a.	6.92
ZLgd	2020-02-21	23.90	2.79	n.a.	6.32
ZLh-CHF	2020-02-14	18.72	-0.32	n.a.	3.09

Performance is calculated in USD (save for Classes Bh-EUR and Zh-EUR which are calculated in EUR, Classes Zh-CHF and ZLh-CHF which are calculated in CHF and Class Zh-GBP which is calculated in GBP), on a NAV-NAV and swing pricing basis, with all dividends and distributions reinvested (net of reinvestment charges) and based on the assumption that the **maximum** sales charge was imposed and that any applicable redemption charge was imposed over the time period. Figures for the last one year show the percentage change, while figures exceeding one year show the average annual compounded return.

Shares whose returns are not included in the above tables have not been launched or have been launched for less than a year as at 29 December 2023.

¹⁰⁷ Source: Capital Group.

Past performance of the Fund is not necessarily indicative of the future performance of the Fund.

e. Dividend Policy

It is not at present intended that dividends be distributed to Shareholders of Class A4, Class A7, Class B, Class C, Class Z, Class ZL and corresponding Hedged Equivalent Classes in the Fund (if any). The Company intends to recommend that dividends be distributed to Shareholders of all Dividend-distributing Equivalent Classes and Dividend-distributing Hedged Equivalent Classes (if any).

Dividends may not actually be distributed in any given accounting period if such Class(es) has no or no significant net investment income.

Further details on the Company's dividend policy are set out in the section headed "Dividend Policy" in the Luxembourg Prospectus.

APPENDIX 15

CAPITAL GROUP US HIGH YIELD FUND (LUX)

a. Investment Objective, Policy and Strategy

The investment objective of CGUSHYLU (also referred to in this Appendix 15 as the “Fund”) is to provide, over the long term, a high level of total return largely comprised of current income. The secondary investment objective of the Fund is capital appreciation.

The Fund invests primarily in USD-denominated corporate High Yield Bonds. These are usually listed or traded on other Regulated Markets. Unlisted securities and other fixed-income securities may also be purchased, subject to the relevant provisions of Annex 1, “General Investment Guidelines and Restrictions”, to the Luxembourg Prospectus. The eligible investment countries for the Fund include any country.

The Fund will seek to invest at least 75% of its total net assets in USD-denominated corporate High Yield Bonds. The overall Portfolio exposure to the USD currency will generally be at least equal to 90% of the value of the net assets of the Fund. The Fund may invest up to maximum 10% in Emerging Markets corporate Bonds.

The Fund may invest in ABS/MBS which will not exceed 10% of the net assets of the Fund. The Fund may invest up to 10% in distressed securities. The Fund may also use financial derivative instruments for investment purposes, hedging and/or efficient portfolio management. Instruments permitted are interest rate swaps, CDXs, CDS, forward contracts, FX options, futures and options on futures, as described in more detail under the “Risk Warnings” section of the Luxembourg Prospectus and in Annex 1 of the Luxembourg Prospectus. Up to 10% of the total net assets of the Fund may be subject to Total Return Swaps. The Fund may invest up to 10% in Equity and contingent convertible bonds.

The Fund is exposed to specific risks relating to bonds, emerging markets, derivative instruments, distressed securities, over-the-counter markets, high yield bonds, contingent convertible bonds and sustainability risks, the details of which are set out in Paragraph 10 of the Singapore Prospectus. Please also read the “Risk Warnings” section of the Luxembourg Prospectus for more details of the relevant risk factors involved as well as Annex 1, “General Investment Guidelines and Restrictions”, to the Luxembourg Prospectus.

In order to achieve its investment goals, for treasury purposes and/or in case of unfavourable market conditions, the Fund may also invest in deposits with credit institutions, money market instruments and units of money market funds within the meaning of the investment restrictions set out in Annex 1 “General Investment Guidelines and Restrictions” to the Luxembourg Prospectus.

b. Share Classes in the Fund

As at the date of registration of the Singapore Prospectus, the following Classes are available for subscription:

- (i) Class A4
- (ii) Class A4h-CHF
- (iii) Class A7
- (iv) Class B
- (v) Class C
- (vi) Class P
- (vii) Class Z
- (viii) Class Zd
- (ix) Class Zgd
- (x) Class Zgdh-GBP
- (xi) Class Zh-CHF
- (xii) Class ZL

(xiii) Class ZLd

c. Fees, Charges and Expenses¹⁰⁸

The fees, charges and expenses applicable to the Fund are set out in the table below.

Payable by the Investor	
Sales charge ¹⁰⁹	Maximum of 5.25%
Payable by the Fund	
Management Fee (a) Retained by Management Company (b) Paid by the Management Company to financial adviser ¹¹⁰	oClass A4 and its Equivalent Classes: 0.375% p.a. oClass A7 and its Equivalent Classes: 0.300% p.a. oClass C and its Equivalent Classes: fluctuating ¹¹¹ oClass P and its Equivalent Classes: 0.52% p.a. oClass Z and its Equivalent Classes: 0.65% p.a. oClass ZL and its Equivalent Classes: 0.455% p.a. For the above classes, the management fee is 100% retained by the Management Company. oClass B and its Equivalent Classes: 1.30% p.a. (a) 35% to 100% of Management fee (b) 0% to 65% of Management fee
Until 31 December 2024: Fund Administration Fee	Effective rate varies with the total assets of the Fund up to a maximum of 0.15% per annum
Until 31 December 2024: Depositary and Custody Fees	Effective rate varies with the total assets and with the country breakdown in the portfolio of the Fund up to a maximum of 0.03% per annum
From 1 January 2025: Annual Administration Charge ¹¹²	Maximum of 0.25%

Please refer to the section headed “Charges, Expenses and Fees” of the Luxembourg Prospectus and the relevant Annex 2 to the Luxembourg Prospectus for more information on the fees, charges and expenses applicable to the Fund.

d. Performance of the Fund

¹⁰⁸ Fund Administration, Depositary and Custody Fees, which are included in the total expense ratio (TER), which varies by Fund and by Share Class, may be partially allocated to the relevant Share Class by the Management Company. Please see the Company's latest annual report for details.

¹⁰⁹ No sales charge will be imposed by the Management Company on investors who subscribe for Shares through distributors in Singapore although investors should note that the distributors may impose a subscription charge separately. A sales charge of up to a maximum of 5.25% may be withheld by distributors and other intermediaries from any amount to be invested in all Classes with the exception of Class A4, Class A7 and Class C. The Management Company can also withhold a sales charge of up to a maximum of 5.25% from any amount to be invested in all Classes with the exception of Class A4, Class A7 and Class C. A switch from one Fund to another is deemed a sale for this purpose. Please refer to the section headed “Charges, Expenses and Fees”, in particular, the sub-section headed “Sales Charge Borne by the Investor” of the Luxembourg Prospectus for further information.

¹¹⁰ This range may change from time to time without prior notice. Your financial adviser is required to disclose to you the amount of trailer fee it receives from the Management Company.

¹¹¹ Investments in Class C Shares and Shares of Equivalent Classes may only be made by investors having entered into a separate agreement with respect to management fee and/or other fund expenses, which are not deducted from these Shares' Net Asset Value.

¹¹² Please refer to the section “Charges, Expenses and Fees” of the Luxembourg Prospectus for the detail of what is included in the Annual Administration Charge.

The performance¹¹³ of each Class of the Fund as at 29 December 2023 is as follows:

Class	Inception date	1 year (%)	3 years (%)	5 years (%)	Lifetime (%)
A4h-CHF	2019-04-04	7.09	-0.99	n.a.	0.69
A7	2021-11-05	11.78	n.a.	n.a.	0.19
B	2017-10-30	10.55	0.73	3.78	2.48
C*	2018-11-30	12.08	2.08	n.a.	3.88
P	2022-01-28	11.58	n.a.	n.a.	1.25
Z	2017-10-30	11.29	1.39	4.49	3.17
Zd	2017-10-30	11.41	1.41	4.50	3.18
Zgd	2017-10-30	11.32	1.41	4.50	3.17
Zgdh-GBP	2018-06-11	10.63	0.74	3.42	2.32
ZL	2020-01-24	11.56	1.60	n.a.	2.77
ZLd	2020-02-14	11.54	1.61	n.a.	2.64

*CGUSHYLU C inception on 30-NOV-18 and the share class was relaunched in USD on 22-MAR-19 after a period of dormancy

Performance is calculated in USD (save for Class Zgdh-GBP which is calculated in GBP and Class A4h-CHF which is calculated in CHF), on a NAV-NAV and swing pricing basis, with all dividends and distributions reinvested (net of reinvestment charges) and based on the assumption that **no** sales and redemption charges were imposed. Figures for the last one year show the percentage change, while figures exceeding one year show the average annual compounded return.

Class	Inception date	1 year (%)	3 years (%)	5 years (%)	Lifetime (%)
A4h-CHF	2019-04-04	1.46	-2.75	n.a.	-0.45
A7	2021-11-05	5.91	n.a.	n.a.	-2.29
B	2017-10-30	4.75	-1.07	2.67	1.59
C*	2018-11-30	6.19	0.26	n.a.	2.71
P	2022-01-28	5.72	n.a.	n.a.	-1.54
Z	2017-10-30	5.45	-0.42	3.37	2.27
Zd	2017-10-30	5.56	-0.40	3.38	2.28
Zgd	2017-10-30	5.48	-0.39	3.38	2.27
Zgdh-GBP	2018-06-11	4.83	-1.05	2.31	1.33
ZL	2020-01-24	5.70	-0.21	n.a.	1.37
ZLd	2020-02-14	5.68	-0.20	n.a.	1.22

*CGUSHYLU C inception on 30-NOV-18 and the share class was relaunched in USD on 22-MAR-19 after a period of dormancy

Performance is calculated in USD (save for Class Zgdh-GBP which is calculated in GBP and Classes A4h-CHF which is calculated in CHF), on a NAV-NAV and swing pricing basis, with all dividends and distributions reinvested (net of reinvestment charges) and based on the assumption that the **maximum** sales charge was imposed and that any applicable redemption charge was imposed over the time period. Figures for the last one year show the percentage change, while figures exceeding one year show the average annual compounded return.

Shares whose returns are not included in the above tables have not been launched or have been launched for less than a year as at 29 December 2023.

Past performance of the Fund is not necessarily indicative of the future performance of the Fund.

e. Dividend Policy

¹¹³ Source: Capital Group.

It is not at present intended that dividends be distributed to Shareholders of Class A4, Class A7, Class B, Class C, Class P, Class Z, Class ZL and corresponding Hedged Equivalent Classes in the Fund (if any). The Company intends to recommend that dividends be distributed to Shareholders of all Dividend-distributing Equivalent Classes and Dividend-distributing Hedged Equivalent Classes (if any).

Dividends may not actually be distributed in any given accounting period if such Class(es) has no or no significant net investment income.

Further details on the Company's dividend policy are set out in the section headed "Dividend Policy" in the Luxembourg Prospectus.

f. Use of Derivative Instruments

The calculation method of the risk exposure for the Fund is the relative VaR approach using Barclays US Corporate High Yield 2% Issuer Capped Total Return index as the appropriate reference portfolio.

The Fund is actively managed. The Company has full discretion over the composition of the Fund's portfolio, subject to the relevant investment objective, guidelines and restrictions, which do not provide for index-tracking objectives.

The use of the above index is in relation to the calculation of the Relative VaR. Though the majority of the holdings of the Fund (excluding derivatives) are likely to be components of the index, the Investment Adviser is not bound by the components or weighting of the index when selecting investments and may invest in securities not included in the index. The degree to which the Fund may resemble the composition and risk characteristics of the index will vary over time and its performance may be meaningfully different.

Further information on Relative VaR can be found in Annex 1 under "Risk management and monitoring of financial derivatives instruments" of the Luxembourg Prospectus.

The Fund's level of leverage is expected to be 20% of the net assets of the Fund, as calculated using the sum of the notionals, not taking into account any netting of the derivatives and hedging arrangements that the Fund has in place at any time. Under certain circumstances (e.g. very low market volatility), the actual Fund's level of leverage may increase from time to time to higher levels.

The Fund's expected level of leverage is not a regulatory limit on the Fund and there may be no action whether the actual leverage is higher or lower than the disclosed expected level of leverage.

APPENDIX 16

CAPITAL GROUP GLOBAL CORPORATE BOND FUND (LUX)

a. Investment Objective, Policy and Strategy

The primary investment objective of CGGCBLU (also referred to in this Appendix 16 as the “**Fund**”) to provide, over the long term, a high level of total return consistent with capital preservation and prudent risk management.

The Fund invests worldwide primarily in corporate Investment Grade Bonds. These Bonds will be Investment Grade at the time of purchase. These are usually listed or traded on other Regulated Markets. Unlisted securities and other fixed-income securities, including government securities, may also be purchased, subject to the relevant provisions of Annex 1, “General Investment Guidelines and Restrictions”, to the Luxembourg Prospectus.

ESG criteria

- Management of a carbon footprint lower than the Fund’s selected index level.
- Implementation of a Negative Screening Policy relating to the Fund’s investments in corporate issuers.
- Commitment to make sustainable investments contributing to environmental or social objectives.

The Fund will seek to invest at least 80% of its total net assets in corporate Bonds. Investment in Bonds will be limited to Investment Grade Bonds. In case of split-rated Bonds, the highest credit rating of S&P, Moody’s or Fitch will apply. Securities that fail to maintain an Investment Grade Bonds rating from at least one rating agency (or which are no longer deemed Investment Grade by the Investment Adviser) must be sold within 3 months, taking into account the interests of Shareholders.

The Fund aims to manage a carbon footprint (WACI) for its investments in corporate issuers that is lower than Bloomberg Global Aggregate Corporate Total Return Index hedged to USD. Should the WACI of the Fund not be lower than the aforementioned index, the Investment Adviser will consider what action is in the best interest of the Fund, its Shareholders and in line with the relevant Fund investment objective to bring the Fund back above the threshold in a reasonable period of time. The Investment Adviser relies on carbon footprint data from a third party provider to carry out ongoing monitoring of WACI intensity at the Fund level, and may reduce or eliminate exposures to certain companies as necessary.

The Investment Adviser evaluates and applies ESG and norms-based screening to implement exclusions at the time of purchase on corporate issuers, with respect to certain sectors such as fossil fuel and weapons. To support this screening, it relies on third party provider(s) who identify an issuer’s participation in or the revenue which they derive from activities that are inconsistent with the ESG and norms-based screens. The Negative Screening Policy applied can be found on: <https://www.capitalgroup.com/content/dam/cgc/tenants/eacg/negative-screening-policy.pdf>.

The Fund commits to maintain at least 10% in sustainable investments (i) which are assessed based on alignment of business activities with any one or a combination of sustainable investment themes focused on tackling global social and environmental challenges, as outlined by the United Nations Sustainable Development Goals; and (ii) which do not cause any significant harm to any environmental or social sustainable investment objectives.

Companies must have good governance practices.

For more details on the ESG criteria and ESG characteristics of the Fund, please refer to its SFDR Article 8 pre-contractual disclosure at the relevant Annex 2 in the Luxembourg Prospectus.

The Fund may invest in ABS/MBS credit-linked notes and similar instruments of a credit rating no lower than Investment Grade, such investments not to exceed 10% of the net assets of the Fund and provided that the issuer is either located in a member state of the OECD or an European Economic Area country and/or the assets are admitted to trading on or included in a Regulated

Market. The Fund may also use derivative instruments for investment purposes, hedging and/or efficient portfolio management. Instruments permitted are interest rate swaps, CDXs, CDS, forward contracts, FX options, futures and options on futures as described in more detail under the "Risk Warnings" section of the Luxembourg Prospectus and in Annex 1 of the Luxembourg Prospectus.

Up to 10% of the total net assets of the Fund may be subject to Total Return Swaps.

The Fund is exposed to specific risks relating to bonds, emerging markets, derivative instruments, over-the-counter markets and sustainability risks, the details of which are set out in Paragraph 10 of the Singapore Prospectus. Please also read the "Risk Warnings" section of the Luxembourg Prospectus for more details of the relevant risk factors involved as well as Annex 1, "General Investment Guidelines and Restrictions", to the Luxembourg Prospectus.

In order to achieve its investment goals, for treasury purposes and/or in case of unfavourable market conditions, the Fund may also invest in deposits with credit institutions, money market instruments and units of money market funds within the meaning of the investment restrictions set out in Annex 1 "General Investment Guidelines and Restrictions" to the Luxembourg Prospectus.

b. Share Classes in the Fund

As at the date of the first replacement Singapore Prospectus, the following Classes are available for subscription:

- (i) Class A11h-EUR
- (ii) Class A11h-CHF
- (iii) Class A7h-EUR
- (iv) Class A7
- (v) Class B
- (vi) Class Bfdm
- (vii) Class Bfdmh-AUD
- (viii) Class Bfdmh-CNH
- (ix) Class Bfdmh-EUR
- (x) Class Bfdmh-GBP
- (xi) Class Bfdmh-SGD
- (xii) Class Bh-EUR
- (xiii) Class BL
- (xiv) Class BLh-SGD
- (xv) Class BLh-EUR
- (xvi) Class BLh-GBP
- (xvii) Class BLfdm
- (xviii) Class BLfdmh-SGD
- (xix) Class BLfdmh-EUR
- (xx) Class BLfdmh-GBP
- (xxi) Class C
- (xxii) Class Cadmh-AUD
- (xxiii) Class Cgdh-EUR
- (xxiv) Class Ch-CHF
- (xxv) Class Ch-GBP
- (xxvi) Class Ch-JPY
- (xxvii) Class P
- (xxviii) Class Pd
- (xxix) Class Pdh-EUR
- (xxx) Class Pdh-GBP
- (xxxi) Class Pdh-SGD
- (xxxii) Class Pfdm
- (xxxiii) Class Pfdmh-SGD
- (xxxiv) Class Ph-AUD
- (xxxv) Class Ph-EUR
- (xxxvi) Class Ph-GBP
- (xxxvii) Class Ph-SGD
- (xxxviii) Class S

- (xxxix) Class Sd
- (xl) Class Sdh-EUR
- (xli) Class Sdh-GBP
- (xlii) Class Sfdm
- (xliii) Class Sh-EUR
- (xliv) Class Z
- (xlv) Class Zd
- (xlvi) Class Zdh-EUR
- (xlvii) Class Zdh-GBP
- (xlviii) Class Zgd
- (xlix) Class Zgdh-GBP
- (l) Class Zh-CHF
- (li) Class Zh-EUR
- (lii) Class Zh-GBP
- (liii) Class ZL
- (liv) Class ZLd
- (lv) Class ZLdh-EUR
- (lvi) Class ZLdh-GBP
- (lvii) Class ZLh-EUR
- (lviii) Class ZLh-GBP

c. Fees, Charges and Expenses¹¹⁴

The fees, charges and expenses applicable to the Fund are set out in the table below.

Payable by the Investor	
Sales charge ¹¹⁵	Maximum of 5.25%
Payable by the Fund	
Management Fee (a) Retained by Management Company (b) Paid by the Management Company to financial adviser ¹¹⁶	oClass A7 and its Equivalent Classes: 0.200% p.a. oClass A11 and its Equivalent Classes: 0.160% p.a. oClass C and its Equivalent Classes: fluctuating ¹¹⁷ oClass P and its Equivalent Classes: 0.40% p.a. oClass S and its Equivalent Classes: Up to 0.40% p.a. oClass Z and its Equivalent Classes: 0.50% p.a. oClass ZL and its Equivalent Classes: 0.35% p.a. For the above classes, the management fee is 100% retained by the Management Company. oClass B and its Equivalent Classes: 1.00% p.a. oClass BL and its Equivalent Classes: 0.85% p.a.

¹¹⁴ Fund Administration, Depositary and Custody Fees, which are included in the total expense ratio (TER), which varies by Fund and by Share Class, may be partially allocated to the relevant Share Class by the Management Company. Please see the Company's latest annual report for details.

¹¹⁵ No sales charge will be imposed by the Management Company on investors who subscribe for Shares through distributors in Singapore although investors should note that the distributors may impose a subscription charge separately. A sales charge of up to a maximum of 5.25% may be withheld by distributors and other intermediaries from any amount to be invested in all Classes with the exception of Class A7, Class A11 and Class C. The Management Company can also withhold a sales charge of up to a maximum of 5.25% from any amount to be invested in all Classes with the exception of Class A7, Class A11 and Class C. A switch from one Fund to another is deemed a sale for this purpose. Please refer to the section headed "Charges, Expenses and Fees", in particular, the sub-section headed "Sales Charge Borne by the Investor" of the Luxembourg Prospectus for further information.

¹¹⁶ This range may change from time to time without prior notice. Your financial adviser is required to disclose to you the amount of trailer fee it receives from the Management Company.

¹¹⁷ Investments in Class C Shares and Shares of Equivalent Classes may only be made by investors having entered into a separate agreement with respect to management fee and/or other fund expenses, which are not deducted from these Shares' Net Asset Value.

	For the above classes, the breakdown is as follows: (a) 35% to 100% of Management fee (b) 0% to 65% of Management fee
Until 31 December 2024: Fund Administration Fee	Effective rate varies with the total assets of the Fund up to a maximum of 0.15% per annum
Until 31 December 2024: Depositary and Custody Fees	Effective rate varies with the total assets and with the country breakdown in the portfolio of the Fund up to a maximum of 0.04% per annum
From 1 January 2025: Annual Administration Charge ¹¹⁸	Maximum of 0.25%

Please refer to the section headed “Charges, Expenses and Fees” of the Luxembourg Prospectus and the relevant Annex 2 to the Luxembourg Prospectus for more information on the fees, charges and expenses applicable to the Fund.

d. Performance of the Fund

The performance¹¹⁹ of each Class of the Fund as at 29 December 2023 is as follows:

Class	Inception date	1 year (%)	3 years (%)	5 years (%)	Lifetime (%)
A11h-CHF	2020-07-06	4.76	-5.10	n.a.	-3.41
A7	2022-05-23	9.17	n.a.	n.a.	3.75
A7h-EUR	2021-06-16	6.67	n.a.	n.a.	-4.76
B	2018-02-13	8.29	-3.30	2.45	2.01
Bh-EUR	2020-06-26	5.84	-5.06	n.a.	-3.28
C	2018-08-28	9.38	-2.35	3.46	3.18
Cadmh-AUD	2018-10-23	7.66	-3.21	2.56	2.58
Cgdh-EUR	2020-10-16	7.05	-4.08	n.a.	-3.15
Ch-CHF	2020-04-24	4.86	-4.97	n.a.	-2.01
Ch-GBP	2018-11-30	8.55	-2.93	2.52	2.66
Ch-JPY	2021-12-15	3.15	n.a.	n.a.	-6.97
P	2022-01-28	8.90	n.a.	n.a.	-2.25
Pd	2020-12-29	8.98	-2.73	n.a.	-2.64
Pdh-EUR	2022-11-14	6.54	n.a.	n.a.	6.98
Pdh-GBP	2022-11-14	8.13	n.a.	n.a.	8.67
Ph-EUR	2020-12-29	6.52	-4.50	n.a.	-4.43
Z	2018-02-13	8.84	-2.83	2.94	2.51
Zd	2018-02-13	8.84	-2.84	2.94	2.52
Zdh-EUR	2020-04-24	6.32	-4.57	n.a.	-1.74
Zdh-GBP	2020-10-09	7.99	-3.42	n.a.	-2.40
Zgd	2018-02-13	8.88	-2.83	2.95	2.51
Zgdh-GBP	2018-06-11	8.12	-3.42	1.98	1.79
Zh-CHF	2020-06-18	4.35	-5.44	n.a.	-3.57
Zh-EUR	2019-06-18	6.39	-4.60	n.a.	-0.46
Zh-GBP	2020-10-09	8.07	-3.43	n.a.	-2.40
ZL	2020-01-30	8.99	-2.68	n.a.	0.09
ZLdh-GBP	2018-11-20	8.12	-3.30	2.12	2.25

¹¹⁸ Please refer to the section “Charges, Expenses and Fees” of the Luxembourg Prospectus for the detail of what is included in the Annual Administration Charge.

¹¹⁹ Source: Capital Group.

Performance is calculated in USD (save for Class CH-JPY which is calculated in JPY, Classes A7h-EUR, Bh-EUR, Cgdh-EUR, Pdh-EUR, Ph-EUR, Zdh-EUR and Zh-EUR which are calculated in EUR, Classes Ch-GBP, Pdh-GBP, Zdh-GBP, Zgdh-GBP, Zh-GBP and ZLdh-GBP which are calculated in GBP, Classes A11h-CHF, Ch-CHF and Zh-CHF which are calculated in CHF and Class Cadmh-AUD which is calculated in AUD), on a NAV-NAV and swing pricing basis, with all dividends and distributions reinvested (net of reinvestment charges) and based on the assumption that **no** sales and redemption charges were imposed. Figures for the last one year show the percentage change, while figures exceeding one year show the average annual compounded return.

Class	Inception date	1 year (%)	3 years (%)	5 years (%)	Lifetime (%)
A11h-CHF	2020-07-06	-0.74	-6.79	n.a.	-4.89
A7	2022-05-23	3.44	n.a.	n.a.	0.32
A7h-EUR	2021-06-16	1.07	n.a.	n.a.	-6.76
B	2018-02-13	2.60	-5.02	1.35	1.08
Bh-EUR	2020-06-26	0.28	-6.75	n.a.	-4.75
C	2018-08-28	3.64	-4.09	2.35	2.14
Cadmh-AUD	2018-10-23	2.01	-4.94	1.46	1.52
Cgdh-EUR	2020-10-16	1.43	-5.79	n.a.	-4.77
Ch-CHF	2020-04-24	-0.65	-6.67	n.a.	-3.43
Ch-GBP	2018-11-30	2.85	-4.66	1.42	1.58
Ch-JPY	2021-12-15	-2.27	n.a.	n.a.	-9.39
P	2022-01-28	3.19	n.a.	n.a.	-4.95
Pd	2020-12-29	3.26	-4.46	n.a.	-4.38
Pdh-EUR	2022-11-14	0.95	n.a.	n.a.	1.99
Pdh-GBP	2022-11-14	2.45	n.a.	n.a.	3.59
Ph-EUR	2020-12-29	0.93	-6.20	n.a.	-6.13
Z	2018-02-13	3.13	-4.56	1.83	1.58
Zd	2018-02-13	3.13	-4.57	1.84	1.58
Zdh-EUR	2020-04-24	0.74	-6.27	n.a.	-3.17
Zdh-GBP	2020-10-09	2.32	-5.14	n.a.	-4.02
Zgd	2018-02-13	3.16	-4.56	1.84	1.58
Zgdh-GBP	2018-06-11	2.45	-5.14	0.89	0.81
Zh-CHF	2020-06-18	-1.13	-7.12	n.a.	-5.03
Zh-EUR	2019-06-18	0.80	-6.30	n.a.	-1.64
Zh-GBP	2020-10-09	2.40	-5.15	n.a.	-4.02
ZL	2020-01-30	3.27	-4.42	n.a.	-1.28
ZLdh-GBP	2018-11-20	2.44	-5.02	1.02	1.18

Performance is calculated in USD (save for Class CH-JPY which is calculated in JPY, and Classes A7h-EUR, , Bh-EUR, Cgdh-EUR, Ph-EUR, Pdh-EUR, Zdh-EUR and Zh-EUR which are calculated in EUR, Classes Ch-GBP, Pdh-GBP, Zdh-GBP, Zgdh-GBP, Zh-GBP and ZLdh-GBP which are calculated in GBP, Classes A11h-CHF, Ch-CHF and Zh-CHF which are calculated in CHF and Class Cadmh-AUD which is calculated in AUD), on a NAV-NAV and swing pricing basis, with all dividends and distributions reinvested (net of reinvestment charges) and based on the assumption that the **maximum** sales charge was imposed and that any applicable redemption charge was imposed over the time period. Figures for the last one year show the percentage change, while figures exceeding one year show the average annual compounded return.

Shares whose returns are not included in the above tables have not been launched or have been launched for less than a year as at 29 December 2023.

Past performance of the Fund is not necessarily indicative of the future performance of the Fund.

e. Dividend Policy

It is not at present intended that dividends be distributed to Shareholders of Class A7, Class A11, Class B, Class BL, Class C, Class P, Class S, Class Z, Class ZL and corresponding Hedged Equivalent Classes in the Fund (if any). The Company intends to recommend that dividends be distributed to Shareholders of all Dividend-distributing Equivalent Classes and Dividend-distributing Hedged Equivalent Classes (if any).

Dividends may not actually be distributed in any given accounting period if such Class(es) has no or no significant net investment income.

Further details on the Company's dividend policy are set out in the section headed "Dividend Policy" in the Luxembourg Prospectus.

f. Use of Derivative Instruments

The calculation method of the risk exposure for the Fund is the relative VaR approach using Bloomberg Global Aggregate Corporate Total Return Index hedged to USD as the appropriate reference portfolio.

The Fund is actively managed. The Company has full discretion over the composition of the Fund's portfolio, subject to the relevant investment objective, guidelines and restrictions, which do not provide for index-tracking objectives.

The use of the above index is in relation to the calculation of the Relative VaR. Though the majority of the holdings of the Fund (excluding derivatives) are likely to be components of the index, the Investment Adviser is not bound by the components or weighting of the index when selecting investments and may invest in securities not included in the index. The degree to which the Fund may resemble the composition and risk characteristics of the index will vary over time and its performance may be meaningfully different.

Further information on Relative VaR can be found in Annex 1 under "Risk management and monitoring of financial derivatives instruments" of the Luxembourg Prospectus.

The Fund's level of leverage is expected to be 200% of the net assets of the Fund, as calculated using the sum of the notionals, not taking into account any netting of the derivatives and hedging arrangements that the Fund has in place at any time. Under certain circumstances (e.g. very low market volatility), the actual Fund's level of leverage may increase from time to time to higher levels.

The Fund's expected level of leverage is not a regulatory limit on the Fund and there may be no action whether the actual leverage is higher or lower than the disclosed expected level of leverage.

APPENDIX 17

CAPITAL GROUP CAPITAL INCOME BUILDER (LUX)

a. Investment Objective, Policy and Strategy

The primary investment objectives of CGCIBLU (also referred to in this Appendix 17 as the “Fund”) are to provide a level of current income that exceeds the average yield on U.S. stocks generally and to provide a growing stream of income over the years, expressed in USD. The Fund’s secondary objective is to provide growth of capital. The Fund invests primarily in a broad range of income-producing securities, including common stocks and bonds. The Fund may also invest significantly in common stocks, bonds and other securities of issuers domiciled outside the United States.

The Fund will generally invest at least 90% of its assets in income-producing securities. The Fund will invest primarily in Equity securities. In addition, the Fund may invest in Bonds¹²⁰ and other debt securities of any maturity or duration, including securities issued and guaranteed by the U.S. government, securities issued by federal agencies and instrumentalities and securities backed by mortgages or other assets.

The Fund may invest up to 5% of its assets in straight debt securities (i.e., debt securities that do not have equity conversion or purchase rights) rated Ba1 or below and BB+ or below by NRSROs designated by the Investment Adviser, or unrated but determined by the Investment Adviser to be of equivalent quality. If rating agencies differ, securities will be considered to have received the highest of these ratings.

The Fund may invest up to 50% of its assets in securities of issuers domiciled outside the United States. In determining the domicile of an issuer, the Investment adviser will consider whether an issuer or security is located in or is economically tied to a particular country and the determination of a leading provider of global indexes, such as Morgan Stanley Capital International, and may also take into account additional factors such as where the issuer’s securities are listed and where the issuer is legally organized, maintains principal corporate offices, conducts its principal operations, generates revenues and/or has credit risk exposure.

The Fund may invest in ABS/MBS which will not exceed 20% of the net assets of the Fund. The Fund may use financial derivative instruments for investment purposes, hedging and/or efficient portfolio management. Instruments permitted are interest rate swaps, CDXs, CDS, forward contracts, FX options, futures and options on futures as described in more detail under the “Risk Warnings” section of the Luxembourg Prospectus and in Annex 1 of the Luxembourg Prospectus. Up to 5% of the total net assets of the Fund may be subject to Total Return Swaps. The Fund may invest in contingent convertible bonds which will not exceed 5% of the net assets of the Fund. The Fund may invest up to 5% in distressed securities. The Fund may invest, either directly e.g. via the Shanghai-Hong Kong Stock Connect and Shenzhen-Hong Kong Stock Connect and/or indirectly such as by way of access warrants and/or other access products, up to 5% of the net assets of the Fund into China A-Shares.

In order to achieve its investment objective, the Fund may enter into securities lending transactions by lending securities of its portfolio to brokers, dealers and other institutions that provide cash in USD, EUR or JPY currency or US Treasury securities as collateral in an amount at least equal to the value of the securities loaned. No more than 15% of the net assets of the Fund will be used for lending securities. The level of exposure to securities lending is generally expected to be less than 5% of the net assets of the Fund.

The Fund is exposed to specific risks relating to equity, bonds, emerging markets, derivatives instruments, over-the-counter markets, ABS/MBS, contingent convertible bonds, distressed securities, Shanghai-Hong Kong Stock Connect and Shenzhen-Hong Kong Stock Connect, securities lending and sustainability risks, the details of which are set out in Paragraph 10 of the Singapore Prospectus. Please also read the “Risk Warnings” section for more details of the relevant

¹²⁰ “Bond” refers to any transferable fixed-income security (which may include fixed-income securities convertible into equity and/or having attached warrants, as well as green bonds and perpetual bonds).

risk factors involved as well as Annex 1 “General Investment Guidelines and Restrictions”, to the Luxembourg Prospectus.

In order to achieve its investment goals, for treasury purposes and/or in case of unfavourable market conditions, the Fund may also invest in deposits with credit institutions, money market instruments and units of money market funds within the meaning of the investment restrictions set out in Annex 1 “General Investment Guidelines and Restrictions” to the Luxembourg Prospectus.

b. Share Classes in the Fund

As at the date of registration of the Singapore Prospectus, the following Classes are available for subscription:

- (i) Class A4
- (ii) Class A7
- (iii) Class B
- (iv) Class Bd
- (v) Class Bdh-EUR
- (vi) Class Bdh-GBP
- (vii) Class Bfdm
- (viii) Class Bfdmh-AUD
- (ix) Class Bfdmh-CNH
- (x) Class Bfdmh-EUR
- (xi) Class Bfdmh-GBP
- (xii) Class Bfdmh-SGD
- (xiii) Class Bgd
- (xiv) Class Bgdh-GBP
- (xv) Class Bh-EUR
- (xvi) Class Bh-GBP
- (xvii) Class Bfydm
- (xviii) Class Bfydmh-AUD
- (xix) Class Bfydmh-CNH
- (xx) Class Bfydmh-EUR
- (xxi) Class Bfydmh-GBP
- (xxii) Class Bfydmh-SGD
- (xxiii) Class C
- (xxiv) Class Cgd
- (xxv) Class Cd
- (xxvi) Class P
- (xxvii) Class Pgdh-GBP
- (xxviii) Class Ph-EUR
- (xxix) Class Ph-GBP
- (xxx) Class Z
- (xxxi) Class Zd
- (xxxii) Class Zdh-EUR
- (xxxiii) Class Zdh-GBP
- (xxxiv) Class Zh-EUR
- (xxxv) Class Zh-GBP
- (xxxvi) Class ZL
- (xxxvii) Class ZLd

c. Fees, Charges and Expenses¹²¹

The fees, charges and expenses applicable to the Fund are set out in the table below.

Payable by the Investor	
Sales charge ¹²²	Maximum of 5.25%
Payable by the Fund	
Management Fee (a) Retained by Management Company (b) Paid by the Management Company to financial adviser ¹²³	oClass A4 and its Equivalent Classes: 0.53% p.a. oClass A7 and its Equivalent Classes: 0.43% p.a. oClass C and its Equivalent Classes: fluctuating ¹²⁴ oClass P and its Equivalent Classes: 0.60% p.a. oClass Z and its Equivalent Classes: 0.75% p.a. oClass ZL and its Equivalent Classes: 0.525% p.a. For the above classes, the management fee is 100% retained by the Management Company. oClass B and its Equivalent Classes: 1.50% p.a. (a) 35% to 100% of Management fee (b) 0% to 65% of Management fee
Until 31 December 2024: Fund Administration Fee	Effective rate varies with the total assets of the Fund up to a maximum of 0.15% per annum
Until 31 December 2024: Depositary and Custody Fees	Effective rate varies with the total assets and with the country breakdown in the portfolio of the Fund up to a maximum of 0.05% per annum
From 1 January 2025: Annual Administration Charge ¹²⁵	Maximum of 0.25%

Please refer to the section headed “Charges, Expenses and Fees” of the Luxembourg Prospectus and the relevant Annex 2 to the Luxembourg Prospectus for more information on the fees, charges and expenses applicable to the Fund.

d. Performance of the Fund

The performance¹²⁶ of each Class of the Fund as at 29 December 2023 is as follows:

¹²¹ Fund Administration, Depositary and Custody Fees, which are included in the total expense ratio (TER), which varies by Fund and by Share Class, may be partially allocated to the relevant Share Class by the Management Company. Please see the Company’s latest annual report for details.

¹²² No sales charge will be imposed by the Management Company on investors who subscribe for Shares through distributors in Singapore although investors should note that the distributors may impose a subscription charge separately. A sales charge of up to a maximum of 5.25% may be withheld by distributors and other intermediaries from any amount to be invested in all Classes with the exception of Class A4, Class A7 and Class C. The Management Company can also withhold a sales charge of up to a maximum of 5.25% from any amount to be invested in all Classes with the exception of Class A4, Class A7 and Class C. A switch from one Fund to another is deemed a sale for this purpose. Please refer to the section headed “Charges, Expenses and Fees”, in particular, the sub-section headed “Sales Charge Borne by the Investor” of the Luxembourg Prospectus for further information.

¹²³ This range may change from time to time without prior notice. Your financial adviser is required to disclose to you the amount of trailer fee it receives from the Management Company.

¹²⁴ Investments in Class C Shares and Shares of Equivalent Classes may only be made by investors having entered into a separate agreement with respect to management fee and/or other fund expenses, which are not deducted from these Shares’ Net Asset Value.

¹²⁵ Please refer to the section “Charges, Expenses and Fees” of the Luxembourg Prospectus for the detail of what is included in the Annual Administration Charge.

¹²⁶ Source: Capital Group.

Class	Inception date	1 year (%)	3 years (%)	5 years (%)	Lifetime (%)
A7	2021-07-16	8.50	n.a.	n.a.	2.03
B	2018-09-21	7.21	3.58	5.40	3.83
Bd	2018-09-21	7.23	3.57	5.40	3.82
Bdh-EUR	2022-05-06	4.71	n.a.	n.a.	-0.06
Bdh-GBP	2018-09-21	6.24	2.49	4.03	2.38
Bfdm	2019-04-01	7.27	3.59	n.a.	3.96
Bfdmh-AUD	2019-04-01	4.92	1.98	n.a.	2.29
Bfdmh-CNH	2019-04-01	4.42	3.61	n.a.	4.33
Bfdmh-EUR	2019-04-01	4.68	1.40	n.a.	1.71
Bfdmh-GBP	2019-04-01	6.17	2.45	n.a.	2.56
Bfdmh-SGD	2019-04-01	5.46	2.70	n.a.	3.10
Bfydm	2022-10-03	7.18	n.a.	n.a.	13.04
Bfydmh-AUD	2022-10-03	5.00	n.a.	n.a.	10.65
Bfydmh-CNH	2022-10-03	4.39	n.a.	n.a.	10.12
Bfydmh-EUR	2022-10-03	4.58	n.a.	n.a.	9.93
Bfydmh-GBP	2022-10-03	6.31	n.a.	n.a.	11.61
Bfydmh-SGD	2022-10-03	5.45	n.a.	n.a.	11.24
Bgd	2021-04-07	7.22	n.a.	n.a.	1.80
Bgdh-GBP	2021-04-07	6.37	n.a.	n.a.	0.68
Bh-EUR	2020-06-04	4.69	1.40	n.a.	3.53
Bh-GBP	2020-05-19	6.33	2.48	n.a.	6.15
C	2018-09-21	8.83	5.14	7.01	5.39
Cd	2018-09-21	8.84	5.17	7.02	5.40
P	2021-04-01	8.19	n.a.	n.a.	2.94
Pgdh-GBP	2021-04-01	7.19	n.a.	n.a.	1.80
Ph-EUR	2021-04-01	5.58	n.a.	n.a.	0.58
Ph-GBP	2021-04-01	7.16	n.a.	n.a.	1.76
Z	2018-09-21	8.01	4.35	6.19	4.60
Zd	2018-09-21	8.03	4.38	6.20	4.61
Zdh-EUR	2018-09-21	5.37	2.13	3.84	2.21
Zdh-GBP	2018-09-21	7.18	3.27	4.79	3.15
Zh-EUR	2020-06-04	5.45	2.17	n.a.	4.27
Zh-GBP	2020-06-04	7.05	3.29	n.a.	5.27
ZL	2020-01-30	8.27	4.60	n.a.	4.22
ZLd	2020-01-24	8.19	4.58	n.a.	3.96

Performance is calculated in USD (save for Classes Bdh-GBP, Bfdmh-GBP, Bfydmh-GBP, Bgdh-GBP, Bh-GBP, Pgdh-GBP, Ph-GBP, Zdh-GBP and Zh-GBP which are calculated in GBP, Classes Bdh-EUR, Bfdmh-EUR, Bfydmh-EUR, Bh-EUR, Ph-EUR, Zdh-EUR and Zh-EUR which are calculated in EUR, Classes Bfdmh-AUD and Bfydmh-AUD which are calculated in AUD, Classes Bfdmh-CNH and Bfydmh-CNH which are calculated in CNH and Classes Bfdmh-SGD and Bfydmh-SGD which are calculated in SGD), on a NAV-NAV and swing pricing basis, with all dividends and distributions reinvested (net of reinvestment charges) and based on the assumption that **no** sales and redemption charges were imposed. Figures for the last one year show the percentage change, while figures exceeding one year show the average annual compounded return.

Class	Inception date	1 year (%)	3 years (%)	5 years (%)	Lifetime (%)
A7	2021-07-16	2.81	n.a.	n.a.	-0.19
B	2018-09-21	1.58	1.73	4.27	2.77
Bd	2018-09-21	1.60	1.72	4.27	2.77
Bdh-EUR	2022-05-06	-0.78	n.a.	n.a.	-3.27
Bdh-GBP	2018-09-21	0.67	0.67	2.91	1.34

Bfdm	2019-04-01	1.64	1.75	n.a.	2.79
Bfdmh-AUD	2019-04-01	-0.58	0.16	n.a.	1.13
Bfdmh-CNH	2019-04-01	-1.06	1.76	n.a.	3.15
Bfdmh-EUR	2019-04-01	-0.82	-0.40	n.a.	0.56
Bfdmh-GBP	2019-04-01	0.60	0.62	n.a.	1.40
Bfdmh-SGD	2019-04-01	-0.07	0.87	n.a.	1.93
Bfydm	2022-10-03	1.56	n.a.	n.a.	8.24
Bfydmh-AUD	2022-10-03	-0.51	n.a.	n.a.	5.95
Bfydmh-CNH	2022-10-03	-1.09	n.a.	n.a.	5.44
Bfydmh-EUR	2022-10-03	-0.91	n.a.	n.a.	5.26
Bfydmh-GBP	2022-10-03	0.72	n.a.	n.a.	6.86
Bfydmh-SGD	2022-10-03	-0.08	n.a.	n.a.	6.52
Bgd	2021-04-07	1.59	n.a.	n.a.	-0.19
Bgdh-GBP	2021-04-07	0.79	n.a.	n.a.	-1.29
Bh-EUR	2020-06-04	-0.80	-0.41	n.a.	1.98
Bh-GBP	2020-05-19	0.74	0.66	n.a.	4.58
C	2018-09-21	3.11	3.26	5.86	4.32
Cd	2018-09-21	3.12	3.29	5.87	4.33
P	2021-04-01	2.51	n.a.	n.a.	0.94
Pgdh-GBP	2021-04-01	1.56	n.a.	n.a.	-0.18
Ph-EUR	2021-04-01	0.04	n.a.	n.a.	-1.38
Ph-GBP	2021-04-01	1.53	n.a.	n.a.	-0.22
Z	2018-09-21	2.34	2.49	5.05	3.54
Zd	2018-09-21	2.36	2.52	5.06	3.55
Zdh-EUR	2018-09-21	-0.16	0.31	2.73	1.17
Zdh-GBP	2018-09-21	1.55	1.43	3.67	2.10
Zh-EUR	2020-06-04	-0.08	0.35	n.a.	2.71
Zh-GBP	2020-06-04	1.43	1.45	n.a.	3.70
ZL	2020-01-30	2.59	2.74	n.a.	2.80
ZLd	2020-01-24	2.51	2.72	n.a.	2.55

Performance is calculated in USD (save for Classes Bdh-GBP, Bfdmh-GBP, Bfydmh-GBP, Bgdh-GBP, Bh-GBP, Pgdh-GBP, Ph-GBP, Zdh-GBP and Zh-GBP which are calculated in GBP, Classes Bdh-EUR, Bfdmh-EUR, Bfydmh-EUR Bh-EUR, Ph-EUR, Zdh-EUR and Zh-EUR which are calculated in EUR, Classes Bfdmh-AUD and Bfydmh-AUD which are calculated in AUD, Classes Bfdmh-CNH and Bfydmh-CNH which are calculated in CNH and Classes Bfdmh-SGD and Bfydmh-SGD which are calculated in SGD), on a NAV-NAV and swing pricing basis, with all dividends and distributions reinvested (net of reinvestment charges) and based on the assumption that the **maximum** sales charge was imposed and that any applicable redemption charge was imposed over the time period. Figures for the last one year show the percentage change, while figures exceeding one year show the average annual compounded return.

Shares whose returns are not included in the above tables have not been launched or have been launched for less than a year as at 29 December 2023.

Past performance of the Fund is not necessarily indicative of the future performance of the Fund.

e. Dividend Policy

It is not at present intended that dividends be distributed to Shareholders of Class A4, Class A7, Class B, Class C, Class P, Class Z, Class ZL and corresponding Hedged Equivalent Classes in the Fund (if any). The Company intends to recommend that dividends be distributed to Shareholders of all Dividend-distributing Equivalent Classes and Dividend-distributing Hedged Equivalent Classes (if any).

Dividends may not actually be distributed in any given accounting period if such Class(es) has no or no significant net investment income.

Further details on the Company's dividend policy are set out in the section headed "Dividend Policy" in the Luxembourg Prospectus.

APPENDIX 18

CAPITAL GROUP EMERGING MARKETS DEBT FUND (LUX)

Capital Group Emerging Markets Debt Fund (LUX), a previously recognised sub-fund of the umbrella fund Capital International Portfolios (referred to in this Appendix 18 as the “Merging CIP Fund”), merged with CGEMDLU on 31 May 2019 (referred to in this Appendix 18 as the “Merger”).

a. Investment Objective, Policy and Strategy

CGEMDLU (also referred to in this Appendix 18 as the “**Fund**”) aims to provide, over the long term, a high level of total return, of which a large component is current income. The Fund invests primarily in government and corporate Bonds, denominated in various currencies, of issuers in Eligible Investment Countries¹²⁷. Securities of Emerging Markets¹²⁸ issuers are defined as those: (1) from issuers in Emerging Markets; (2) that are denominated in Emerging Markets currencies; or (3) that are from issuers deemed to be suitable for the Fund because they have or are expected to have significant economic exposure to Emerging Markets (through assets, revenues, or profits). These are usually listed or traded on other Regulated Markets.

Unlisted securities may also be purchased, subject to the relevant provisions of Annex 1, “General Investment Guidelines and Restrictions”, to the Luxembourg Prospectus.

ESG criteria

- Implementation of a Negative Screening Policy relating to the Fund’s investments in corporate issuers and sovereign issuers.

For more information on the Fund’s ESG criteria, please refer the Fund’s pre-contractual information pursuant to Article 8 of SFDR at the relevant Annex 2 to the Luxembourg Prospectus.

The Investment Adviser evaluates and applies ESG and norms-based screening to implement exclusions at the time of purchase on corporate and sovereign issuers, with respect to certain sectors such as weapons. To support this screening, for sovereign issuers, it relies on the use of proprietary ESG framework, and, for corporate issuers, it relies on third party provider(s) who identify an issuer’s participation in or the revenue which they derive from activities that are inconsistent with the ESG and norms-based screens. The Negative Screening Policy applied can be found on: <https://www.capitalgroup.com/content/dam/cgc/tenants/eacg/negative-screening-policy.pdf>.

The Fund may invest up to 10% of its net assets in distressed securities. The Fund may invest up to 10% of its assets in securities of issuers which are not Emerging Markets issuers. For the avoidance of doubt and notwithstanding the above 10% limit, the Fund may invest in such issuers’ sovereign debt instruments rated AAA by Standard & Poor’s or Fitch or Aaa by Moody’s in lieu of cash, without being considered as securities of issuers from countries other than Eligible Investment Countries. The Fund may use financial derivative instruments for investment purposes, hedging and/or efficient portfolio management. Instruments permitted are interest rate swaps, CDXs, CDS, forward contracts, FX options, futures and options on futures as described in more detail under the “Risk Warnings” section of the Luxembourg Prospectus and in Annex 1 of the Luxembourg Prospectus. Up to 10% of the total net assets of the Fund may be subject to Total Return Swaps. The Fund may invest in contingent convertible bonds which will not exceed 5% of the net assets of the Fund. The Fund may invest on the China Interbank Bond Market up to 20% of the net assets of the Fund, either directly or via Bond Connect.

The Fund may invest in ABS/MBS, which will not exceed 10% of the net assets of the Fund.

¹²⁷ “Eligible Investment Countries” refers to Emerging Markets; countries rated Ba or lower or BB or lower by a nationally recognised statistical rating organisation; and countries that are on an International Monetary Fund (“IMF”) program, have outstanding liabilities to the IMF, or have exited an IMF program no more than 5 years earlier.

¹²⁸ “Emerging Markets” refers to countries that, in the opinion of the Investment Advisers, are generally considered to be developing countries by the international financial community.

The Fund is exposed to specific risks relating to bonds, emerging markets, derivative instruments, over-the-counter markets, high yield bonds, ABS/MBS, distressed securities, contingent convertible bonds, China Interbank Bond Market, Bond Connect and sustainability risks, the details of which are set out in Paragraph 10 of the Singapore Prospectus. Please also read the "Risk Warnings" section of the Luxembourg Prospectus for more details of the relevant risk factors involved as well as Annex 1, "General Investment Guidelines and Restrictions", to the Luxembourg Prospectus.

In order to achieve its investment goals, for treasury purposes and/or in case of unfavourable market conditions, the Fund may also invest in deposits with credit institutions, money market instruments and units of money market funds within the meaning of the investment restrictions set out in Annex 1 "General Investment Guidelines and Restrictions" to the Luxembourg Prospectus.

b. Share Classes in the Fund

As at the date of registration of the Singapore Prospectus, the following Classes will be available for subscription:

- (i) Class A4
- (ii) Class A4h-CHF
- (iii) Class A4h-EUR
- (iv) Class A7
- (v) Class A13
- (vi) Class A15
- (vii) Class B
- (viii) Class Bd
- (ix) Class Bfdm
- (x) Class Bgdh-EUR
- (xi) Class C
- (xii) Class P
- (xiii) Class Z
- (xiv) Class Zd
- (xv) Class Zh-EUR
- (xvi) Class ZL
- (xvii) Class ZLd

c. Fees, Charges and Expenses¹²⁹

The fees, charges and expenses applicable to the Fund are set out in the table below.

Payable by the Investor	
Sales charge ¹³⁰	Maximum of 5.25%
Payable by the Fund	
Management Fee	<ul style="list-style-type: none"> ○Class A4 and its Equivalent Classes: 0.450% p.a. ○Class A7 and its Equivalent Classes: 0.375% p.a.
(a) Retained by management company	<ul style="list-style-type: none"> ○Class A13 and its Equivalent Classes: 0.275% p.a. ○Class A15 and its Equivalent Classes: 0.250% p.a.

¹²⁹ Fund Administration, Depositary and Custody Fees, which are included in the total expense ratio (TER), which varies by Fund and by Share Class, may be partially allocated to the relevant Share Class by the Management Company. Please see the Company's latest annual report for details.

¹³⁰ No sales charge will be imposed by the Management Company on investors who subscribe for Shares through distributors in Singapore although investors should note that the distributors may impose a subscription charge separately. A sales charge of up to a maximum of 5.25% may be withheld by distributors and other intermediaries from any amount to be invested in all Classes with the exception of Class A4, Class A7, Class A13, Class A15 and Class C. The Management Company can also withhold a sales charge of up to a maximum of 5.25% from any amount to be invested in all Classes with the exception of Class A4, Class A7, Class A13, Class A15 and Class C. A switch from one Fund to another is deemed a sale for this purpose. Please refer to the section headed "Charges, Expenses and Fees", in particular, the sub-section headed "Sales Charge Borne by the Investor" of the Luxembourg Prospectus for further information.

(b) Paid by the management company to financial adviser ¹³¹	oClass C and its Equivalent Classes: fluctuating ¹³² oClass P and its Equivalent Classes: 0.60% p.a. oClass Z and its Equivalent Classes: 0.75% p.a. oClass ZL and its Equivalent Classes: 0.525% p.a. For the above classes, the management fee is 100% retained by the Management Company. oClass B and its Equivalent Classes: 1.50% p.a. (a) 35% to 100% of Management fee (b) 0% to 65% of Management fee
Until 31 December 2024: Fund Administration Fee	Effective rate varies with the total assets of the Fund up to a maximum of 0.15% per annum
Until 31 December 2024: Depositary and Custody Fees	Effective rate varies with the total assets and with the country breakdown in the portfolio of the Fund up to a maximum of 0.12% per annum
From 1 January 2025: Annual Administration Charge ¹³³	Maximum of 0.25%

Please refer to the section headed “Charges, Expenses and Fees” of the Luxembourg Prospectus and Annex 2 to the Luxembourg Prospectus for more information on the fees, charges and expenses applicable to the Fund.

d. Performance of the Fund

Please note that the returns set out below i) prior to the Merger reflect the past performance of the Merging CIP Fund and ii) after the Merger reflect the past performance of the Fund. Past performance of the Merging CIP Fund is not necessarily indicative of the future performance of the Fund.

You should also note that past performance of the Fund is not necessarily indicative of its future performance.

The performance¹³⁴ of each Class of the Merging CIP Fund as at 29 December 2023 is as follows:

Class	Inception date	1 year (%)	3 years (%)	5 years (%)	10 years (%)	Lifetime (%)
A15	2017-12-21	14.45	-1.21	3.50	n.a.	2.16
A4	2012-11-06	14.19	-1.45	3.25	2.35	1.79
A4h-CHF	2020-12-15	6.70	-3.58	n.a.	n.a.	-3.28
A4h-EUR	2016-06-30	11.21	-0.71	2.58	n.a.	1.87
A7*	2013-05-29	14.26	-1.36	n.a.	n.a.	2.61
B	2009-06-08	12.88	-2.51	2.14	1.27	2.98
Bd	2010-11-10	12.98	-2.53	2.15	1.28	1.32
Bfdm	2021-06-04	12.92	n.a.	n.a.	n.a.	-2.33
Bgdh-EUR	2021-08-06	9.97	n.a.	n.a.	n.a.	-1.73
C*	2008-03-28	14.70	-1.01	n.a.	n.a.	2.86
P	2022-01-28	13.91	n.a.	n.a.	n.a.	0.53
Z	2013-04-25	13.77	-1.78	2.91	2.06	0.98
Zd	2013-07-19	13.83	-1.75	2.93	2.08	1.84

¹³¹ This range may change from time to time without prior notice. Your financial adviser is required to disclose to you the amount of trailer fee it receives from the Management Company.

¹³² Investments in Class C Shares and Shares of Equivalent Classes may only be made by investors having entered into a separate agreement with respect to management fee and/or other fund expenses, which are not deducted from these Shares' Net Asset Value.

¹³³ Please refer to the section “Charges, Expenses and Fees” of the Luxembourg Prospectus for the detail of what is included in the Annual Administration Charge.

¹³⁴ Source: Capital Group

Zh-EUR	2020-06-03	10.74	-1.07	n.a.	n.a.	0.74
ZL	2020-02-07	13.97	-1.56	n.a.	n.a.	0.44

*CGEMDLU A7 inception on 29-MAY-13 and the share class was relaunched in USD on 15-FEB-19 after a period of dormancy

*CGEMDLU C inception on 28-MAR-08 and the share class was relaunched in USD on 26-NOV-18 after a period of dormancy

Performance is calculated in USD (save for Classes A4h-EUR, Bgdh-EUR and Zh-EUR which are calculated in EUR and class A4h-CHF which is calculated in CHF), on a NAV-NAV and swing pricing basis, with all dividends and distributions reinvested (net of reinvestment charges) and based on the assumption that **no** sales charge and redemption charge were imposed. Figures for the last one year show the percentage change, while figures exceeding one year show the average annual compounded return.

Class	Inception date ¹³⁵	1 year (%)	3 years (%)	5 years (%)	10 years (%)	Lifetime (%)
A15	2017-12-21	8.44	-2.97	2.39	n.a.	1.25
A4	2012-11-06	8.19	-3.20	2.14	1.80	1.29
A4h-CHF	2020-12-15	1.10	-5.29	n.a.	n.a.	-4.98
A4h-EUR	2016-06-30	5.37	-2.48	1.48	n.a.	1.14
A7*	2013-05-29	8.26	-3.11	n.a.	n.a.	1.48
B	2009-06-08	6.96	-4.25	1.05	0.73	2.60
Bd	2010-11-10	7.05	-4.26	1.06	0.74	0.91
Bfdm	2021-06-04	6.99	n.a.	n.a.	n.a.	-4.35
Bgdh-EUR	2021-08-06	4.20	n.a.	n.a.	n.a.	-3.91
C*	2008-03-28	8.68	-2.77	n.a.	n.a.	1.71
P	2022-01-28	7.93	n.a.	n.a.	n.a.	-2.25
Z	2013-04-25	7.79	-3.53	1.81	1.51	0.47
Zd	2013-07-19	7.86	-3.50	1.83	1.53	1.32
Zh-EUR	2020-06-03	4.93	-2.83	n.a.	n.a.	-0.77
ZL	2020-02-07	7.98	-3.32	n.a.	n.a.	-0.94

*CGEMDLU A7 inception on 29-MAY-13 and the share class was relaunched in USD on 15-FEB-19 after a period of dormancy

*CGEMDLU C inception on 28-MAR-08 and the share class was relaunched in USD on 26-NOV-18 after a period of dormancy

Performance is calculated in USD (save for Classes A4h-EUR, Bgdh-EUR and Zh-EUR which are calculated in EUR and class A4h-CHF which is calculated in CHF), on a NAV-NAV and swing pricing basis, with all dividends and distributions reinvested (net of reinvestment charges) and based on the assumption that the **maximum** sales charge was imposed and that any applicable redemption charge was imposed over the time period. Figures for the last one year show the percentage change, while figures exceeding one year show the average annual compounded return.

Shares whose returns are not included in the above tables have not been launched or have been launched for less than a year as at 29 December 2023.

e. Dividend Policy

It is not at present intended that dividends will be distributed to Shareholders of Class A4, Class A7, Class A13, Class A15, Class B, Class C, Class P, Class Z, Class ZL and corresponding Hedged Equivalent Classes in the Fund. The Company intends to recommend that dividends be distributed to Shareholders of all Dividend-distributing Equivalent Classes and Dividend-distributing Hedged Equivalent Classes.

Dividends may not actually be distributed in any given accounting period if such Class(es) has no or no significant net investment income.

¹³⁵ Inception date is the date as of which shares are first issued by a fund, and hence the date on which the fund or share class was first priced.

Further details on the Company's dividend policy are set out in the section headed "Dividend Policy" in the Luxembourg Prospectus.

f. Use of Derivative Instruments

The calculation method of the risk exposure for the Fund is the relative VaR approach using 50% JPM EMBI Global Diversified / 50% JPM GBI-EM Global Diversified Total Return index as the appropriate reference portfolio.

The Fund is actively managed. The Company has full discretion over the composition of the Fund's portfolio, subject to the relevant investment objective, guidelines and restrictions, which do not provide for index-tracking objectives.

The use of the above index is in relation to the calculation of the Relative VaR. Though the majority of the holdings of the Fund (excluding derivatives) are likely to be components of the index, the Investment Adviser is not bound by the components or weighting of the index when selecting investments and may invest in securities not included in the index. The degree to which the Fund may resemble the composition and risk characteristics of the index will vary over time and its performance may be meaningfully different.

Further information on Relative VaR can be found in Annex 1 under "Risk management and monitoring of financial derivatives instruments" of the Luxembourg Prospectus.

The Fund's level of leverage is expected to be 100% of the net assets of the Fund, as calculated using the sum of the notionals, not taking into account any netting of the derivatives and hedging arrangements that the Fund has in place at any time. Under certain circumstances (e.g., very low market volatility), the actual Fund's level of leverage may increase from time to time to higher levels.

The Fund's expected level of leverage is not a regulatory limit on the Fund and there may be no action whether the actual leverage is higher or lower than the disclosed expected level of leverage.

APPENDIX 19

CAPITAL GROUP EMERGING MARKETS LOCAL CURRENCY DEBT FUND (LUX)

Capital Group Emerging Markets Local Currency Debt Fund (LUX), a previously recognised sub-fund of the umbrella fund **Capital International Portfolios** (referred to in this Appendix 19 as the “**Merging CIP Fund**”), merged with CGEMLCDLU on 31 May 2019 (referred to in this Appendix 19 as the “**Merger**”).

a. Investment Objective, Policy and Strategy

CGEMLCDLU (also referred to in this Appendix 19 as the “**Fund**”) aims to provide, over the long term, a high level of total return, of which a large component is current income. The Fund invests primarily in Investment Grade and High Yield Bonds (both sovereigns and corporates) denominated in the local currencies of issuers in Eligible Investment Countries. Securities of Emerging Markets issuers are those: (1) from issuers in Emerging Markets; (2) that are denominated in Emerging Markets currencies; or (3) that are from issuers deemed to be suitable for the Fund because they have or are expected to have significant economic exposure to Emerging Markets (through assets, revenues, or profits). These are usually listed or traded on other Regulated Markets (“**Emerging Markets Issuers**”).

Unlisted securities may also be purchased, subject to the relevant provisions of Annex 1, “General Investment Guidelines and Restrictions”, to the Luxembourg Prospectus.

ESG criteria

- Implementation of a Negative Screening Policy relating to the Fund’s investments in corporate issuers and sovereign issuers.

The Investment Adviser evaluates and applies ESG and norms-based screening to implement exclusions at the time of purchase on corporate and sovereign issuers, with respect to certain sectors such as weapons. To support this screening, for sovereign issuers, it relies on the use of proprietary ESG framework, and, for corporate issuers, it relies on third party provider(s) who identify an issuer’s participation in or the revenue which they derive from activities that are inconsistent with the ESG and norms-based screens. The Negative Screening Policy applied can be found on: <https://www.capitalgroup.com/content/dam/cgc/tenants/eacg/negative-screening-policy.pdf>.

For more details on the ESG criteria and ESG characteristics of the Fund, please refer to its SFDR Article 8 pre-contractual disclosure at the relevant Annex 2 to the Luxembourg Prospectus.

In general, the Fund will seek to have not more than 20% of its assets invested in Bonds and hybrid securities denominated in USD and other non-Emerging Markets local currencies.

The Fund may invest up to 10% of its assets in securities of issuers which are not Emerging Markets issuers. For the avoidance of doubt and notwithstanding the above 10% limit, the Fund may invest in such issuers’ sovereign debt instruments rated AAA by Standard & Poor’s or Fitch or Aaa by Moody’s in lieu of cash, without being considered as securities of issuers from countries other than Eligible Investment Countries.

The Fund may invest up to 10% of its net assets in distressed securities. The Fund may use financial derivative instruments for investment purposes, hedging and/or efficient portfolio management. Instruments permitted are interest rate swaps, CDXs, CDS, forward contracts, FX options, futures and options on futures as described in more detail under the “Risk Warnings” section of the Luxembourg Prospectus and in Annex 1 of the Luxembourg Prospectus. Up to 10% of the total net assets of the Fund may be subject to Total Return Swaps. The Fund may invest in contingent convertible bonds which will not exceed 5% of the net assets of the Fund. The Fund may invest on the China Interbank Bond Market up to 20% of the net assets of the Fund, either directly or via Bond Connect.

The Fund is exposed to specific risks relating to bonds, emerging markets, derivative instruments, over-the-counter markets, high yield bonds, contingent convertible bonds, distressed securities, China Interbank Bond Market, Bond Connect and sustainability risks, the details of which are set out in Paragraph 10 of the Singapore Prospectus. Please also read the "Risk Warnings" section of the Luxembourg Prospectus for more details of the relevant risk factors involved as well as Annex 1, "General Investment Guidelines and Restrictions", to the Luxembourg Prospectus.

In order to achieve its investment goals, for treasury purposes and/or in case of unfavourable market conditions, the Fund may also invest in deposits with credit institutions, money market instruments and units of money market funds within the meaning of the investment restrictions set out in Annex 1 "General Investment Guidelines and Restrictions" to the Luxembourg Prospectus.

b. Share Classes in the Fund

As at the date of registration of the Singapore Prospectus, the following Classes will be available for subscription:

- (i) Class A4
- (ii) Class A7
- (iii) Class A9
- (iv) Class A11d
- (v) Class A13
- (vi) Class B
- (vii) Class Bh-EUR
- (viii) Class Bd
- (ix) Class Bgd
- (x) Class C
- (xi) Class P
- (xii) Class Z
- (xiii) Class Zd
- (xiv) Class Zh-EUR
- (xv) Class ZL
- (xvi) Class ZLd

c. Fees, Charges and Expenses¹³⁶

The fees, charges and expenses applicable to the Fund are set out in the table below.

Payable by the Investor	
Sales charge ¹³⁷	Maximum of 5.25%
Payable by the Fund	
Management Fee	<ul style="list-style-type: none"> o Class A4 and its Equivalent Classes: 0.450% p.a. o Class A7 and its Equivalent Classes: 0.375% p.a.

¹³⁶ Fund Administration, Depositary and Custody Fees, which are included in the total expense ratio (TER), which varies by Fund and by Share Class, may be partially allocated to the relevant Share Class by the Management Company. Please see the Company's latest annual report for details.

¹³⁷ No sales charge will be imposed by the Management Company on investors who subscribe for Shares through distributors in Singapore although investors should note that the distributors may impose a subscription charge separately. A sales charge of up to a maximum of 5.25% may be withheld by distributors and other intermediaries from any amount to be invested in all Classes with the exception of Class A4, Class A7, Class A9, Class A13 and Class C. The Management Company can also withhold a sales charge of up to a maximum of 5.25% from any amount to be invested in all Classes with the exception of Class A4, Class A7, Class A9, Class A13 and Class C. A switch from one Fund to another is deemed a sale for this purpose. Please refer to the section headed "Charges, Expenses and Fees", in particular, the sub-section headed "Sales Charge Borne by the Investor" of the Luxembourg Prospectus for further information.

(a) Retained by Management Company (b) Paid by management company to financial adviser ¹³⁸	○Class A9 and its Equivalent Classes: 0.325% p.a. ○Class A11 and its Equivalent Classes: 0.300% p.a. ○Class A13 and its Equivalent Classes: 0.275% p.a. ○Class C and its Equivalent Classes: fluctuating ¹³⁹ ○Class P and its Equivalent Classes: 0.60% p.a. ○Class Z and its Equivalent Classes: 0.75% p.a. ○Class ZL and its Equivalent Classes: 0.525% p.a. For the above classes, the management fee is 100% retained by the Management Company. ○Class B and its Equivalent Classes: 1.50% p.a. (a) 35% to 100% of Management fee (b) 0% to 65% of Management fee
Until 31 December 2024: Fund Administration Fee	Effective rate varies with the total assets of the Fund up to a maximum of 0.15% per annum
Until 31 December 2024: Depositary and Custody Fees	Effective rate varies with the total assets and with the country breakdown in the portfolio of the Fund up to a maximum of 0.14% per annum
From 1 January 2025: Annual Administration Charge ¹⁴⁰	Maximum of 0.25%

Please refer to the section headed “Charges, Expenses and Fees” of the Luxembourg Prospectus and Annex 2 to the Luxembourg Prospectus for more information on the fees, charges and expenses applicable to the Fund.

d. Performance of the Fund

Please note that the returns set out below i) prior to the Merger reflect the past performance of the Merging CIP Fund and ii) after the Merger reflect the past performance of the Fund. Past performance of the Merging CIP Fund is not necessarily indicative of the future performance of the Fund.

You should also note that past performance of the Fund is not necessarily indicative of its future performance.

The performance¹⁴¹ of each Class of the Merging CIP Fund as at 29 December 2023 is as follows:

Class	Inception date	1 year (%)	3 years (%)	5 years (%)	10 years (%)	Lifetime (%)
A13	2018-10-26	16.30	-0.21	3.61	n.a.	3.94
A4*	2019-01-18	16.07	-0.43	n.a.	n.a.	2.42
A7	2019-02-01	16.06	-0.34	n.a.	n.a.	2.41
B	2010-08-10	14.79	-1.50	2.27	0.25	0.73
Bd	2010-08-10	14.65	-1.49	2.28	0.25	0.73
Bgd	2021-08-06	14.70	n.a.	n.a.	n.a.	0.03
Bh-EUR	2021-04-06	12.04	n.a.	n.a.	n.a.	-1.66
C	2010-08-10	16.51	0.00	3.84	1.82	2.33
P	2022-01-28	15.84	n.a.	n.a.	n.a.	2.44
Ph-EUR	2023-12-15	n.a.	n.a.	n.a.	n.a.	1.61

¹³⁸ This range may change from time to time without prior notice. Your financial adviser is required to disclose to you the amount of trailer fee it receives from the Management Company.

¹³⁹ Investments in Class C Shares and Shares of Equivalent Classes may only be made by investors having entered into a separate agreement with respect to management fee and/or other fund expenses, which are not deducted from these Shares' Net Asset Value.

¹⁴⁰ Please refer to the section “Charges, Expenses and Fees” of the Luxembourg Prospectus for the detail of what is included in the Annual Administration Charge.

¹⁴¹ Source: Capital Group.

Z	2013-04-25	15.57	-0.76	3.05	1.07	-0.18
Zd	2015-02-09	15.46	-0.77	3.05	n.a.	1.68
Zh-EUR	2021-04-06	12.85	n.a.	n.a.	n.a.	-0.93
ZL	2020-01-30	15.92	-0.53	n.a.	n.a.	0.76
ZLd	2020-02-14	15.88	-0.52	n.a.	n.a.	0.62

*CGEMLCDLU A4 inception on 18-JAN-19 and the share class was relaunched in USD on 20-AUG-20 after a period of dormancy

Performance is calculated in USD (save for Classes Bh-EUR, Ph-EUR and Zh-EUR which are calculated in EUR), on a NAV-NAV and swing pricing basis, with all dividends and distributions reinvested (net of reinvestment charges) and based on the assumption that **no** sales charge and redemption charge were imposed. Figures for the last one year show the percentage change, while figures exceeding one year show the average annual compounded return.

Class	Inception date	1 year (%)	3 years (%)	5 years (%)	10 years (%)	Lifetime (%)
A13	2018-10-26	10.19	-1.99	2.50	n.a.	2.87
A4*	2019-01-18	9.98	-2.20	n.a.	n.a.	0.79
A7	2019-02-01	9.97	-2.12	n.a.	n.a.	1.29
B	2010-08-10	8.77	-3.25	1.17	-0.29	0.32
Bd	2010-08-10	8.63	-3.25	1.18	-0.29	0.32
Bgd	2021-08-06	8.68	n.a.	n.a.	n.a.	-2.19
Bh-EUR	2021-04-06	6.15	n.a.	n.a.	n.a.	-3.58
C	2010-08-10	10.39	-1.78	2.73	1.27	1.92
P	2022-01-28	9.76	n.a.	n.a.	n.a.	-0.39
Ph-EUR	2023-12-15	n.a.	n.a.	n.a.	n.a.	-3.72
Z	2013-04-25	9.51	-2.52	1.95	0.53	-0.68
Zd	2015-02-09	9.40	-2.54	1.95	n.a.	1.07
Zh-EUR	2021-04-06	6.93	n.a.	n.a.	n.a.	-2.87
ZL	2020-01-30	9.83	-2.30	n.a.	n.a.	-0.62
ZLd	2020-02-14	9.79	-2.29	n.a.	n.a.	-0.77

*CGEMLCDLU A4 inception on 18-JAN-19 and the share class was relaunched in USD on 20-AUG-20 after a period of dormancy

Performance is calculated in USD (save for Classes Bh-EUR, Ph-EUR and Zh-EUR which are calculated in EUR), on a NAV-NAV and swing pricing basis, with all dividends and distributions reinvested (net of reinvestment charges) and based on the assumption that the **maximum** sales charge was imposed and that any applicable redemption charge was imposed over the time period. Figures for the last one year show the percentage change, while figures exceeding one year show the average annual compounded return.

Shares whose returns are not included in the above tables have not been launched or have been launched for less than a year as at 29 December 2023.

e. Dividend Policy

It is not at present intended that dividends will be distributed to Shareholders of Class A4, Class A7, Class A9, Class A11, Class A13, Class B, Class C, Class P, Class Z, Class ZL and corresponding Hedged Equivalent Classes in the Fund. The Company intends to recommend that dividends be distributed to Shareholders of all Dividend-distributing Equivalent Classes and Dividend-distributing Hedged Equivalent Classes.

Dividends may not actually be distributed in any given accounting period if such Class(es) has no or no significant net investment income.

Further details on the Company's dividend policy are set out in the section headed "Dividend Policy" in the Luxembourg Prospectus.

f. Use of Derivative Instruments

The calculation method of the risk exposure for the Fund is the relative VaR approach using JPM GBI-EM Global Diversified Total Return index as the appropriate reference portfolio.

The Fund is actively managed. The Company has full discretion over the composition of the Fund's portfolio, subject to the relevant investment objective, guidelines and restrictions, which do not provide for index-tracking objectives.

The use of the above index is in relation to the calculation of the Relative VaR. Though the majority of the holdings of the Fund (excluding derivatives) are likely to be components of the index, the Investment Adviser is not bound by the components or weighting of the index when selecting investments and may invest in securities not included in the index. The degree to which the Fund may resemble the composition and risk characteristics of the index will vary over time and its performance may be meaningfully different.

Further information on Relative VaR can be found in Annex 1 under "Risk management and monitoring of financial derivatives instruments" of the Luxembourg Prospectus.

The Fund's level of leverage is expected to be 75% of the net assets of the Fund, as calculated using the sum of the notionals, not taking into account any netting of the derivatives and hedging arrangements that the Fund has in place at any time. Under certain circumstances (e.g. very low market volatility), the actual Fund's level of leverage may increase from time to time to higher levels.

The Fund's expected level of leverage is not a regulatory limit on the Fund and there may be no action whether the actual leverage is higher or lower than the disclosed expected level of leverage.

APPENDIX 20

CAPITAL GROUP EMERGING MARKETS TOTAL OPPORTUNITIES (LUX)

Capital Group Emerging Markets Total Opportunities (LUX), a previously recognised sub-fund of the umbrella fund Capital International Portfolios (referred to in this Appendix 20 as the “Merging CIP Fund”), merged with CGETOPLU on 31 May 2019 (referred to in this Appendix 20 as the “Merger”).

a. Investment Objective, Policy and Strategy

CGETOPLU (also referred to in this Appendix 20 as the “Fund”) aims for long-term growth and preservation of capital with lower volatility of returns than Emerging Markets Equities by investing primarily in Investment Grade and High Yield Bonds (both corporates and sovereigns), Equity, hybrid securities and short-term instruments normally listed or traded on other Regulated Markets of issuers in Eligible Investment Countries. Securities of Emerging Markets issuers are those: (1) from issuers in Emerging Markets; (2) primarily traded in Emerging Markets; (3) that are denominated in Emerging Markets currencies; or (4) that are from issuers deemed to be suitable for the Fund because they have or are expected to have significant economic exposure to Emerging Markets (through assets, revenues, or profits) (“**Emerging Markets Issuers**”).

Up to 10% of the Fund’s assets may be invested in securities of issuers which are not Emerging Markets Issuers. For the avoidance of doubt and notwithstanding the above 10% limit, the Fund may invest in such issuers’ sovereign debt instruments rated AAA by Standard & Poor’s or Fitch or Aaa by Moody’s in lieu of cash, without being considered as securities of issuers from countries other than Eligible Investment Countries. Unlisted securities may also be purchased, subject to the relevant provisions of Annex 1, “General Investment Guidelines and Restrictions”, in the Luxembourg Prospectus.

The Fund may invest in ABS/MBS which will not exceed 10% of the net assets of the Fund. The Fund may invest up to 10% of its net assets in distressed securities. The Fund may use financial derivative instruments for investment purposes, hedging and/or efficient portfolio management. Instruments permitted are interest rate swaps, CDXs, CDS, forward contracts, FX options, futures and options on futures as described in more detail under the “Risk Warnings” section of the Luxembourg Prospectus and in Annex 1 of the Luxembourg Prospectus. Up to 5% of the total net assets of the Fund may be subject to Total Return Swaps. The Fund may invest in contingent convertible bonds which will not exceed 5% of the net assets of the Fund. The Fund may invest, either directly e.g. via the Shanghai-Hong Kong Stock Connect and Shenzhen-Hong Kong Stock Connect and/or indirectly such as by way of access warrants and/or other access products, into China A-Shares on an ancillary basis. The Fund may invest on the China Interbank Bond Market up to 20% of the net assets of the Fund, either directly or via Bond Connect. In order to achieve its investment objective, the Fund may enter into securities lending transactions by lending securities of its portfolio to brokers, dealers and other institutions that provide cash in USD, EUR or JPY currency or US Treasury securities as collateral in an amount at least equal to the value of the securities loaned. No more than 15% of the net assets of the Fund will be used for lending securities. The level of exposure to securities lending is generally expected to be less than 5% of the net assets of the Fund.

The Fund is exposed to specific risks relating to bonds, equities, emerging markets, derivative instruments, over-the-counter markets, distressed securities, high yield bonds, contingent convertible bonds, Shanghai-Hong Kong Stock Connect and Shenzhen-Hong Kong Stock Connect, China Interbank Bond Market, Bond Connect, securities lending and sustainability risks, the details of which are set out in Paragraph 10 of the Singapore Prospectus. Please also read the “Risk Warnings” section for more details of the relevant risk factors involved as well as Annex 1 “General Investment Guidelines and Restrictions”, to the Luxembourg Prospectus.

In order to achieve its investment goals, for treasury purposes and/or in case of unfavourable market conditions, the Fund may also invest in deposits with credit institutions, money market instruments and units of money market funds within the meaning of the investment restrictions set out in Annex 1 “General Investment Guidelines and Restrictions” to the Luxembourg Prospectus.

b. Share Classes in the Fund

As at the date of registration of the Singapore Prospectus, the following Classes will be available for subscription:

- (i) Class A7
- (ii) Class A7d
- (iii) Class A7dh-GBP
- (iv) Class A7h-GBP
- (v) Class A9
- (vi) Class A9d
- (vii) Class A9dh-GBP
- (viii) Class A9h-GBP
- (ix) Class B
- (x) Class Bd
- (xi) Class Bh-CHF
- (xii) Class Bh-EUR
- (xiii) Class Bgd
- (xiv) Class Bgdh-EUR
- (xv) Class Bgdm
- (xvi) Class C
- (xvii) Class Cdm
- (xviii) Class Cdmh-JPY
- (xix) Class Cdh-GBP
- (xx) Class Cgd
- (xxi) Class Ch-CHF
- (xxii) Class Ch-GBP
- (xxiii) Class P
- (xxiv) Class Pd
- (xxv) Class Pgd
- (xxvi) Class Ph-EUR
- (xxvii) Class Ph-GBP
- (xxviii) Class Z
- (xxix) Class Zd
- (xxx) Class Zdh-GBP
- (xxxi) Class Zgd
- (xxxii) Class Zgdh-GBP
- (xxxiii) Class Zh-CHF
- (xxxiv) Class Zh-EUR
- (xxxv) Class Zh-GBP
- (xxxvi) Class ZL
- (xxxvii) Class ZLd
- (xxxviii) Class ZLh-CHF
- (xxxix) Class ZLh-EUR
- (xl) Class ZLh-GBP

c. Fees, Charges and Expenses¹⁴²

The fees, charges and expenses applicable to the Fund are set out in the table below.

Payable by the Investor	
Sales charge ¹⁴³	Maximum of 5.25%
Payable by the Fund	
Management Fee (a) Retained by Management Company (b) Paid by the management company to financial adviser ¹⁴⁴	oClass A7 and its Equivalent Classes: 0.75% p.a. oClass A9 and its Equivalent Classes: 0.60% p.a. oClass C and its Equivalent Classes: fluctuating ¹⁴⁵ oClass P and its Equivalent Classes: 0.70% p.a. oClass Z and its Equivalent Classes: 0.875% p.a. oClass ZL and its Equivalent Classes: 0.62% p.a. For the above classes, the management fee is 100% retained by the Management Company. oClass B and its Equivalent Classes: 1.75% p.a. (a) 35% to 100% of Management fee (b) 0% to 65% of Management fee
Until 31 December 2024: Fund Administration Fee	Effective rate varies with the total assets of the Fund up to a maximum of 0.15% per annum
Until 31 December 2024: Depositary and Custody Fees	Effective rate varies with the total assets and with the country breakdown in the portfolio of the Fund up to a maximum of 0.08% per annum
From 1 January 2025: Annual Administration Charge ¹⁴⁶	Maximum of 0.25%

Please refer to the section headed “Charges, Expenses and Fees” of the Luxembourg Prospectus and Annex 2 to the Luxembourg Prospectus for more information on the fees, charges and expenses applicable to the Fund.

¹⁴² Fund Administration, Depositary and Custody Fees, which are included in the total expense ratio (TER), which varies by Fund and by Share Class, may be partially allocated to the relevant Share Class by the Management Company. Please see the Company’s latest annual report for details.

¹⁴³ No sales charge will be imposed by the Management Company on investors who subscribe for Shares through distributors in Singapore although investors should note that the distributors may impose a subscription charge separately. A sales charge of up to a maximum of 5.25% may be withheld by distributors and other intermediaries from any amount to be invested in all Classes with the exception of Class A7, Class A9 and Class C. The Management Company can also withhold a sales charge of up to a maximum of 5.25% from any amount to be invested in all Classes with the exception of Class A7, Class A9 and Class C. A switch from one Fund to another is deemed a sale for this purpose. Please refer to the section headed “Charges, Expenses and Fees”, in particular, the sub-section headed “Sales Charge Borne by the Investor” of the Luxembourg Prospectus for further information.

¹⁴⁴ This range may change from time to time without prior notice. Your financial adviser is required to disclose to you the amount of trailer fee it receives from the Management Company.

¹⁴⁵ Investments in Class C Shares and Shares of Equivalent Classes may only be made by investors having entered into a separate agreement with respect to management fee and/or other fund expenses, which are not deducted from these Shares’ Net Asset Value.

¹⁴⁶ Please refer to the section “Charges, Expenses and Fees” of the Luxembourg Prospectus for the detail of what is included in the Annual Administration Charge.

d. **Performance of the Fund**

Please note that the returns set out below i) prior to the Merger reflect the past performance of the Merging CIP Fund and ii) after the Merger reflect the past performance of the Fund. Past performance of the Merging CIP Fund is not necessarily indicative of the future performance of the Fund.

You should also note that past performance of the Fund is not necessarily indicative of its future performance.

The performance¹⁴⁷ of each Class of the Fund as at 29 December 2023 is as follows.

Class	Inception date	1 year (%)	3 years (%)	5 years (%)	10 years (%)	Lifetime (%)
A7	2011-01-27	11.83	-1.35	4.39	2.18	2.09
A7dh-GBP	2013-10-31	8.43	-0.54	3.84	3.11	2.77
A9	2014-10-22	12.01	-1.20	4.54	n.a.	2.53
A9dh-GBP	2014-06-24	8.73	-0.37	4.00	n.a.	2.92
A9h-GBP*	2014-08-08	8.69	-0.40	4.00	n.a.	2.30
B	2009-06-08	10.56	-2.42	3.27	1.15	2.32
Bd	2010-11-10	10.64	-2.39	3.29	1.15	0.91
Bgd	2013-02-01	10.62	-2.37	3.28	1.16	0.51
Bgdh-EUR	2021-08-06	7.71	n.a.	n.a.	n.a.	-3.98
Bgdm	2021-06-04	10.59	n.a.	n.a.	n.a.	-4.64
Bh-CHF	2011-07-14	3.36	-4.56	0.31	-0.27	0.00
Bh-EUR	2012-08-07	7.63	-1.70	2.58	1.42	1.01
C	2008-02-01	12.58	-0.67	5.11	2.97	3.66
Cdmh-JPY	2018-12-14	6.15	-3.56	2.43	n.a.	2.39
Ch-CHF*	2011-06-27	5.10	-2.86	2.09	n.a.	0.24
P*	2018-07-18	11.76	-1.37	n.a.	n.a.	3.43
Pd	2019-02-15	11.72	-1.38	n.a.	n.a.	3.41
Ph-EUR	2019-02-15	8.89	-0.65	n.a.	n.a.	2.60
Ph-GBP	2019-02-15	8.52	-0.53	n.a.	n.a.	3.04
Z	2012-12-06	11.57	-1.56	4.17	2.03	1.72
Zd	2013-04-25	11.56	-1.55	4.18	2.04	1.47
Zdh-GBP	2013-02-19	8.28	-0.68	3.69	2.98	1.98
Zgd	2012-10-09	11.62	-1.53	4.19	2.05	1.93
Zgdh-GBP	2012-10-09	8.19	-0.70	3.67	2.98	2.62
Zh-CHF	2018-04-03	4.24	-3.72	1.19	n.a.	-0.70
Zh-EUR	2013-07-08	8.56	-0.84	3.49	2.31	2.39
Zh-GBP	2014-01-14	8.41	-0.69	3.68	n.a.	3.04
ZL	2020-02-14	11.89	-1.28	n.a.	n.a.	1.24
ZLd	2020-01-24	11.86	-1.27	n.a.	n.a.	1.23
ZLh-CHF	2020-02-14	4.46	-3.49	n.a.	n.a.	-2.04
ZLh-EUR	2020-02-07	9.01	-0.56	n.a.	n.a.	0.38
ZLh-GBP	2020-02-07	8.61	-0.45	n.a.	n.a.	1.16

*CGETOPLU A9h-GBP inception on 08-AUG-14 and the share class was relaunched in GBP on 30-MAY-17 after a period of dormancy

*CGETOPLU Ch-CHF inception on 27-JUN-11 and the share class was relaunched in CHF on 08-MAY-18 after a period of dormancy

*CGETOPLU P inception on 18-JUL-18 and the share class was relaunched in USD on 15-FEB-19 after a period of dormancy

Performance is calculated in USD (save for Classes Bgdh-EUR, Bh-EUR, Ph-EUR, ZLh-EUR and Zh-EUR which are calculated in EUR, Classes A7dh-GBP, A9dh-GBP, A9h-GBP, Ph-GBP, Zdh-GBP, Zgdh-GBP, ZLh-GBP and Zh-GBP which are calculated in GBP, Classes Bh-CHF, Ch-CHF, ZLh-CHF and Zh-CHF which are calculated in CHF and Class Cdmh-JPY is calculated in JPY), on a NAV-NAV and swing pricing basis, with all dividends and distributions reinvested (net of reinvestment charges) and based on the assumption that **no** sales charge and redemption charge

¹⁴⁷ Source: Capital Group.

were imposed. Figures for the last one year show the percentage change, while figures exceeding one year show the average annual compounded return.

Class	Inception date	1 year (%)	3 years (%)	5 years (%)	10 years (%)	Lifetime (%)
A7	2011-01-27	5.96	-3.10	3.27	1.63	1.66
A7dh-GBP	2013-10-31	2.74	-2.32	2.73	2.55	2.23
A9	2014-10-22	6.13	-2.96	3.42	n.a.	1.93
A9dh-GBP	2014-06-24	3.02	-2.14	2.88	n.a.	2.33
A9h-GBP*	2014-08-08	2.99	-2.17	2.88	n.a.	1.47
B	2009-06-08	4.76	-4.15	2.16	0.61	1.94
Bd	2010-11-10	4.84	-4.13	2.18	0.61	0.50
Bgd	2013-02-01	4.82	-4.11	2.17	0.62	0.01
Bgdh-EUR	2021-08-06	2.06	n.a.	n.a.	n.a.	-6.11
Bgdm	2021-06-04	4.78	n.a.	n.a.	n.a.	-6.62
Bh-CHF	2011-07-14	-2.07	-6.26	-0.77	-0.81	-0.43
Bh-EUR	2012-08-07	1.98	-3.45	1.48	0.87	0.53
C	2008-02-01	6.67	-2.44	3.98	2.41	3.31
Cdmh-JPY	2018-12-14	0.58	-5.28	1.33	n.a.	1.30
Ch-CHF*	2011-06-27	-0.42	-4.59	1.00	n.a.	-0.72
P*	2018-07-18	5.90	-3.13	n.a.	n.a.	2.29
Pd	2019-02-15	5.85	-3.14	n.a.	n.a.	2.28
Ph-EUR	2019-02-15	3.18	-2.42	n.a.	n.a.	1.47
Ph-GBP	2019-02-15	2.82	-2.31	n.a.	n.a.	1.90
Z	2012-12-06	5.71	-3.31	3.06	1.48	1.22
Zd	2013-04-25	5.71	-3.30	3.07	1.49	0.96
Zdh-GBP	2013-02-19	2.60	-2.45	2.57	2.43	1.47
Zgd	2012-10-09	5.76	-3.28	3.08	1.50	1.44
Zgdh-GBP	2012-10-09	2.51	-2.47	2.56	2.43	2.12
Zh-CHF	2018-04-03	-1.24	-5.43	0.10	n.a.	-1.63
Zh-EUR	2013-07-08	2.86	-2.61	2.38	1.76	1.87
Zh-GBP	2014-01-14	2.72	-2.46	2.56	n.a.	2.48
ZL	2020-02-14	6.02	-3.04	n.a.	n.a.	-0.16
ZLd	2020-01-24	5.99	-3.03	n.a.	n.a.	-0.15
ZLh-CHF	2020-02-14	-1.02	-5.21	n.a.	n.a.	-3.39
ZLh-EUR	2020-02-07	3.29	-2.33	n.a.	n.a.	-1.00
ZLh-GBP	2020-02-07	2.91	-2.22	n.a.	n.a.	-0.23

*CGETOPLU A9h-GBP inception on 08-AUG-14 and the share class was relaunched in GBP on 30-MAY-17 after a period of dormancy

*CGETOPLU Ch-CHF inception on 27-JUN-11 and the share class was relaunched in CHF on 08-MAY-18 after a period of dormancy

*CGETOPLU P inception on 18-JUL-18 and the share class was relaunched in USD on 15-FEB-19 after a period of dormancy

Performance is calculated in USD (save for Classes Bgdh-EUR, Bh-EUR, Ph-EUR, ZLh-EUR and Zh-EUR which are calculated in EUR, Classes A7dh-GBP, A9dh-GBP, A9h-GBP, Ph-GBP, Zdh-GBP, Zgdh-GBP, ZLh-GBP and Zh-GBP which are calculated in GBP, Classes Bh-CHF, Ch-CHF, ZLh-CHF and Zh-CHF which are calculated in CHF and Class Cdmh-JPY is calculated in JPY), on a NAV-NAV and swing pricing basis, with all dividends and distributions reinvested (net of reinvestment charges) and based on the assumption that the **maximum** sales charge was imposed and that any applicable redemption charge was imposed over the time period. Figures for the last one year show the percentage change, while figures exceeding one year show the average annual compounded return.

Shares whose returns are not included in the above tables have not been launched or have been launched for less than a year as at 29 December 2023.

e. Dividend Policy

It is not at present intended that dividends will be distributed to Shareholders of Class A7, Class A9, Class B, Class C, Class P, Class Z, Class ZL and corresponding Hedged Equivalent Classes in the Fund. The Company intends to recommend that dividends be distributed to Shareholders of all Dividend-distributing Equivalent Classes and Dividend-distributing Hedged Equivalent Classes.

Dividends may not actually be distributed in any given accounting period if such Class(es) has no or no significant net investment income.

Further details on the Company's dividend policy are set out in the section headed "Dividend Policy" in the Luxembourg Prospectus.

APPENDIX 21

CAPITAL GROUP EMERGING MARKETS GROWTH FUND (LUX)

Capital Group Emerging Markets Growth Fund (LUX), a previously recognised standalone fund (referred to in this Appendix 21 as the “Merging Fund”), merged with CGEMGLU on 28 June 2019 (referred to in this Appendix 21 as the “Merger”).

a. Investment Objective, Policy and Strategy

CGEMGLU (also referred to in this Appendix 21 as the “Fund”) seeks risk diversification, both geographically and by industry sector and long-term capital growth, through investment primarily in common stocks and other equity securities of issuers domiciled in or conducting a predominant part of their economic activities in Emerging Markets. These are usually listed or traded on other Regulated Markets. Unlisted securities may also be purchased, subject to the relevant provisions of Annex 1, “General Investment Guidelines and Restrictions”, in the Luxembourg Prospectus.

The eligible investment countries for the Fund is Emerging Markets, including countries that have been designated for investment by the Fund’s Investment Advisers as qualified developing countries. Qualified developing countries in which the Fund may invest currently is available on capitalgroup.com/international.

Under normal market conditions, the Fund invests at least 90% of its assets in Emerging Markets Equity securities.

Up to 10% of the Fund’s assets may be invested in securities of issuers which are not in Emerging Markets, but that have at least 75% of their assets in Emerging Markets, or derive or expect to derive at least 75% of their total revenue or profit from goods or services produced in or sales made in Emerging Markets.

The Fund may invest up to 10% of its net assets in securities of issuers in Emerging Markets that are not designated as qualified developing countries.

The Fund may invest, either directly e.g. via the Shanghai-Hong Kong Stock Connect and Shenzhen-Hong Kong Stock Connect and/or indirectly such as by way of access warrants and/or other access products, up to 10% of the net assets of the Fund into China A-shares. The Fund may invest up to 30% of its net assets in any one industry. The Fund may, at times, have a more significant exposure to one or several Emerging Markets to better achieve the Fund’s investment objective. The Fund may use, whether for hedging and/or efficient portfolio management purposes, forward contracts as described in more detail under the “Risk Warnings” section of the Luxembourg Prospectus and in Annex 1 of the Luxembourg Prospectus. The Fund may engage in currency hedging, not exceeding, for each currency, 95% of the value of the Fund’s assets denominated in, and/or directly exposed to the risk of, such currency.

In order to achieve its investment objective, the Fund may enter into securities lending transactions by lending securities of its portfolio to brokers, dealers and other institutions that provide cash in USD, EUR or JPY currency or US Treasury securities as collateral in an amount at least equal to the value of the securities loaned. No more than 15% of the net assets of the Fund will be used for lending securities. The level of exposure to securities lending is generally expected to be less than 5% of the net assets of the Fund.

The Fund is exposed to specific risks relating to equities, emerging markets, Shanghai-Hong Kong Stock Connect and Shenzhen-Hong Kong Stock Connect, over-the-counter markets, securities lending and sustainability risks, the details of which are set out in Paragraph 10 of the Singapore Prospectus. Please also read the “Risk Warnings” section for more details of the relevant risk factors involved as well as Annex 1 “General Investment Guidelines and Restrictions”, to the Luxembourg Prospectus.

In order to achieve its investment goals, for treasury purposes and/or in case of unfavourable market conditions, the Fund may also invest in deposits with credit institutions, money market instruments and units of money market funds within the meaning of the investment restrictions

set out in Annex 1 “General Investment Guidelines and Restrictions” to the Luxembourg Prospectus.

b. Share Classes in the Fund

As at the date of registration of the Singapore Prospectus, the following Classes will be available for subscription:

- (i) Class A7
- (ii) Class A9
- (iii) Class B
- (iv) Class Bd
- (v) Class C
- (vi) Class Cgd
- (vii) Class P
- (viii) Class Pd
- (ix) Class Z
- (x) Class Zd
- (xi) Class ZL
- (xii) Class ZLd

c. Fees, Charges and Expenses¹⁴⁸

The fees, charges and expenses applicable to the Fund are set out in the table below.

Payable by the Investor	
Sales charge ¹⁴⁹	Maximum of 5.25%
Payable by the Fund	
Management Fee	<ul style="list-style-type: none"> ○Class A7 and its Equivalent Classes: 0.80% p.a. ○Class A9 and its Equivalent Classes: 0.65% p.a. ○Class C and its Equivalent Classes: fluctuating¹⁵¹ ○Class P and its Equivalent Classes: 0.70% p.a. ○Class Z and its Equivalent Classes: 0.875% p.a. ○Class ZL and its Equivalent Classes: 0.62% p.a.
(a) Retained by Management Company	
(b) Paid by management company to financial adviser ¹⁵⁰	For the above classes, the management fee is 100% retained by the Management Company.
	<ul style="list-style-type: none"> ○Class B and its Equivalent Classes: 1.75% p.a. (a) 35% to 100% of Management fee

¹⁴⁸ Fund Administration, Depositary and Custody Fees, which are included in the total expense ratio (TER), which varies by Fund and by Share Class, may be partially allocated to the relevant Share Class by the Management Company. Please see the Company’s latest annual report for details.

¹⁴⁹ No sales charge will be imposed by the Management Company on investors who subscribe for Shares through distributors in Singapore although investors should note that the distributors may impose a subscription charge separately. A sales charge of up to a maximum of 5.25% may be withheld by distributors and other intermediaries from any amount to be invested in all Classes with the exception of Class A7, Class A9 and Class C. The Management Company can also withhold a sales charge of up to a maximum of 5.25% from any amount to be invested in all Classes with the exception of Class A7, Class A9 and Class C. A switch from one Fund to another is deemed a sale for this purpose. Please refer to the section headed “Charges, Expenses and Fees”, in particular, the sub-section headed “Sales Charge Borne by the Investor” of the Luxembourg Prospectus for further information.

¹⁵⁰ This range may change from time to time without prior notice. Your financial adviser is required to disclose to you the amount of trailer fee it receives from the Management Company.

¹⁵¹ Investments in Class C Shares and Shares of Equivalent Classes may only be made by investors having entered into a separate agreement with respect to management fee and/or other fund expenses, which are not deducted from these Shares’ Net Asset Value.

	(b) 0% to 65% of Management fee
Until 31 December 2024: Fund Administration Fee	Effective rate varies with the total assets of the Fund up to a maximum of 0.15% per annum
Until 31 December 2024: Depositary and Custody Fees	Effective rate varies with the total assets and with the country breakdown in the portfolio of the Fund up to a maximum of 0.13% per annum
From 1 January 2025: Annual Administration Charge ¹⁵²	Maximum of 0.25%

Please refer to the section headed “Charges, Expenses and Fees” of the Luxembourg Prospectus and Annex 2 to the Luxembourg Prospectus for more information on the fees, charges and expenses applicable to the Fund.

d. Performance of the Fund

Please note that the returns set out below i) prior to the Merger reflect the past performance of the Merging Fund and ii) after the Merger reflect the past performance of the Fund. Past performance of the Merging Fund is not necessarily indicative of the future performance of the Fund.

You should also note that past performance of the Fund is not necessarily indicative of its future performance.

The performance¹⁵³ of each Class of the Fund as at 29 December 2023 is as follows:

Class	Inception Date	1 year (%)	3 years (%)	5 years (%)	10 years (%)	Lifetime (%)
A7*	2019-01-18	7.07	n.a.	n.a.	n.a.	-9.26
A9	2018-07-06	7.24	-7.13	4.70	n.a.	2.78
B	1999-06-30	6.01	-8.20	3.49	1.51	5.16
Bd	2008-02-18	6.00	-8.20	3.49	1.50	0.43
C	2000-11-24	7.94	-6.52	5.38	3.37	7.65
P	2018-11-26	7.12	-7.23	4.56	n.a.	4.34
Pd	2018-11-26	7.13	-7.23	4.56	n.a.	4.35
Z	2014-01-14	6.93	-7.39	4.40	n.a.	2.59
Zd	2013-07-19	6.93	-7.39	4.40	2.41	2.97
ZL	2020-01-24	7.21	-7.16	n.a.	n.a.	-0.15
ZLd	2020-01-24	7.21	-7.15	n.a.	n.a.	-0.15

*CGEMGLU A7 inception on 18-JAN-19 and the share class was relaunched in USD on 15-MAR-21 after a period of dormancy

Performance is calculated in USD, on a NAV-NAV and un-swing pricing basis, with all dividends and distributions reinvested (net of reinvestment charges) and based on the assumption that **no** sales charge and redemption charge were imposed. Figures for the last one year show the percentage change, while figures exceeding one year show the average annual compounded return.

Class	Inception Date	1 year (%)	3 years (%)	5 years (%)	10 years (%)	Lifetime (%)
A7*	2019-01-18	1.45	n.a.	n.a.	n.a.	-10.99
A9	2018-07-06	1.61	-8.78	3.57	n.a.	1.78
B	1999-06-30	0.44	-9.83	2.38	0.96	4.93

¹⁵² Please refer to the section “Charges, Expenses and Fees” of the Luxembourg Prospectus for the detail of what is included in the Annual Administration Charge.

¹⁵³ Source: Capital Group.

Bd	2008-02-18	0.44	-9.83	2.38	0.96	0.09
C	2000-11-24	2.28	-8.19	4.25	2.81	7.40
P	2018-11-26	1.49	-8.88	3.44	n.a.	3.25
Pd	2018-11-26	1.50	-8.88	3.44	n.a.	3.25
Z	2014-01-14	1.32	-9.04	3.28	n.a.	2.03
Zd	2013-07-19	1.32	-9.04	3.28	1.86	2.44
ZL	2020-01-24	1.58	-8.81	n.a.	n.a.	-1.51
ZLd	2020-01-24	1.58	-8.81	n.a.	n.a.	-1.51

*CGEMGLU A7 inception on 18-JAN-19 and the share class was relaunched in USD on 15-MAR-21 after a period of dormancy

Performance is calculated in USD, on a NAV-NAV and un-swing pricing basis, with all dividends and distributions reinvested (net of reinvestment charges) and based on the assumption that the **maximum** sales charge was imposed and that any applicable redemption charge was imposed over the time period. Figures for the last one year show the percentage change, while figures exceeding one year show the average annual compounded return.

Shares whose returns are not included in the above tables have not been launched or have been launched for less than a year as at 29 December 2023.

e. Dividend Policy

It is not at present intended that dividends will be distributed to Shareholders of Class A7, Class A9, Class B, Class C, Class P, Class Z, Class ZL and corresponding Hedged Equivalent Classes in the Fund. The Company intends to recommend that dividends be distributed to Shareholders of all Dividend-distributing Equivalent Classes and Dividend-distributing Hedged Equivalent Classes.

Dividends may not actually be distributed in any given accounting period if such Class(es) has no or no significant net investment income.

Further details on the Company's dividend policy are set out in the section headed "Dividend Policy" in the Luxembourg Prospectus.

APPENDIX 22

CAPITAL GROUP WORLD GROWTH AND INCOME (LUX)

a. Investment Objective, Policy and Strategy

CGWGILU (also referred to in this Appendix 22 as the “**Fund**”) seeks to provide long-term growth of capital while providing current income. The Fund invests primarily in common stocks of companies located around the world, many of which have the potential to pay dividends.

The Fund will invest primarily in Equity securities and may invest up to 10% of its assets in straight debt securities (i.e., not convertible into equity) rated Baa1 or below and BBB+ or below by NRSROs designated by the Investment Adviser or unrated but determined by the Investment Adviser to be of equivalent quality. If rating agencies differ, securities will be considered to have received the highest of these ratings.

The Fund may invest up to 5% of its assets in straight debt securities (i.e., not convertible into equity) rated Ba1 or below and BB+ or below by NRSROs designated by the Investment Adviser or unrated but determined by the Investment Adviser to be of equivalent quality. The Fund may invest in contingent convertible bonds which will not exceed 5% of the net assets of the Fund.

The Fund may invest, either directly e.g. via the Shanghai-Hong Kong Stock Connect and Shenzhen-Hong Kong Stock Connect and/or indirectly such as by way of access warrants and/or other access products, up to 5% of the net assets of the Fund into China A-Shares. The Fund may invest on the China Interbank Bond Market up to 3% of the net assets of the Fund, either directly or via Bond Connect.

The Fund may use, whether for hedging and/or efficient portfolio management purposes, forward contracts as described in more detail under the “Risk Warnings” section of the Luxembourg Prospectus and in Annex 1 of the Luxembourg Prospectus.

In order to achieve its investment objective, the Fund may enter into securities lending transactions by lending securities of its portfolio to brokers, dealers and other institutions that provide cash in USD, EUR or JPY currency or US Treasury securities as collateral in an amount at least equal to the value of the securities loaned. No more than 15% of the net assets of the Fund will be used for lending securities. The level of exposure to securities lending is generally expected to be less than 5% of the net assets of the Fund.

The Fund is exposed to specific risks relating to equities, emerging markets, contingent convertible bonds, Shanghai-Hong Kong Stock Connect and Shenzhen-Hong Kong Stock Connect, China Interbank Bond Market, securities lending and sustainability risks, the details of which are set out in Paragraph 10 of the Singapore Prospectus. Please also read the “Risk Warnings” section for more details of the relevant risk factors involved as well as Annex 1 “General Investment Guidelines and Restrictions”, to the Luxembourg Prospectus.

In order to achieve its investment goals, for treasury purposes and/or in case of unfavourable market conditions, the Fund may also invest in deposits with credit institutions, money market instruments and units of money market funds within the meaning of the investment restrictions set out in Annex 1 “General Investment Guidelines and Restrictions”, to the Luxembourg Prospectus.

b. Share Classes in the Fund

As at the date of registration of the Singapore Prospectus, the following Classes will be available for subscription:

- (i) Class A7
- (ii) Class B
- (iii) Class Bd
- (iv) Class Bgd
- (v) Class C
- (vi) Class Cd
- (vii) Class Cgd

- (viii) Class Z
- (ix) Class Zd
- (x) Class Zgd
- (xi) Class ZL
- (xii) Class ZLd

c. Fees, Charges and Expenses¹⁵⁴

The fees, charges and expenses applicable to the Fund are set out in the table below.

Payable by the Investor	
Sales charge ¹⁵⁵	Maximum of 5.25%
Payable by the Fund	
Management Fee	<ul style="list-style-type: none"> ○ Class A7 and its Equivalent Classes: 0.43% p.a. ○ Class C and its Equivalent Classes: fluctuating¹⁵⁷ ○ Class Z and its Equivalent Classes: 0.75% p.a. ○ Class ZL and its Equivalent Classes: 0.525% p.a.
(a) Retained by Management Company	For the above classes, the management fee is 100% retained by the Management Company.
(b) Paid by the Management Company to financial adviser ¹⁵⁶	<ul style="list-style-type: none"> ○ Class B and its Equivalent Classes: 1.50% p.a. (a) 35% to 100% of Management fee (b) 0% to 65% of Management fee
Until 31 December 2024: Fund Administration Fee	Effective rate varies with the total assets of the Fund up to a maximum of 0.15% per annum
Until 31 December 2024: Depositary and Custody Fees	Effective rate varies with the total assets and with the country breakdown in the portfolio of the Fund up to a maximum of 0.05% per annum
From 1 January 2025: Annual Administration Charge ¹⁵⁸	Maximum of 0.25%

¹⁵⁴ Fund Administration, Depositary and Custody Fees, which are included in the total expense ratio (TER), which varies by Fund and by Share Class, may be partially allocated to the relevant Share Class by the Management Company. Please see the Company's latest annual report for details.

¹⁵⁵ No sales charge will be imposed by the Management Company on investors who subscribe for Shares through distributors in Singapore although investors should note that the distributors may impose a subscription charge separately. A sales charge of up to a maximum of 5.25% may be withheld by distributors and other intermediaries from any amount to be invested in all Classes with the exception of Class A7 and Class C. The Management Company can also withhold a sales charge of up to a maximum of 5.25% from any amount to be invested in all Classes with the exception of Class A7 and Class C. A switch from one Fund to another is deemed a sale for this purpose. Please refer to the section headed "Charges, Expenses and Fees", in particular, the sub-section headed "Sales Charge Borne by the Investor" of the Luxembourg Prospectus for further information.

¹⁵⁶ This range may change from time to time without prior notice. Your financial adviser is required to disclose to you the amount of trailer fee it receives from the Management Company.

¹⁵⁷ Investments in Class C Shares and Shares of Equivalent Classes may only be made by investors having entered into a separate agreement with respect to management fee and/or other fund expenses, which are not deducted from these Shares' Net Asset Value.

¹⁵⁸ Please refer to the section "Charges, Expenses and Fees" of the Luxembourg Prospectus for the detail of what is included in the Annual Administration Charge.

Please refer to the section headed “Charges, Expenses and Fees” of the Luxembourg Prospectus and Annex 2 to the Luxembourg Prospectus for more information on the fees, charges and expenses applicable to the Fund.

d. Performance of the Fund

The performance of each Class of the Fund as at 29 December 2023 is as follows:

Class	Inception date	1 year (%)	3years (%)	Lifetime (%)
A7	2019-09-27	20.84	4.62	9.01
B	2019-09-27	19.57	3.45	7.77
Bd	2019-09-27	19.53	3.44	7.76
Bgd	2021-08-06	19.57	n.a.	0.08
C	2019-09-27	21.27	4.99	9.38
Z	2019-09-27	20.36	4.21	8.57
Zd	2019-09-27	20.39	4.18	8.56
Zgd	2019-09-27	20.40	4.18	8.56
ZL	2020-02-14	20.69	4.46	6.68
ZLd*	2020-01-24	20.62	4.43	6.94

*CGWGILU ZLd inception on 24-JAN-20 and the share class was relaunched in USD on 07-FEB-20 after a period of dormancy.

Performance is calculated in USD on a NAV-NAV and swing pricing basis, with all dividends and distributions reinvested (net of reinvestment charges) and based on the assumption that **no** sales and redemption charges were imposed. Figures for the last one year show the percentage change, while figures exceeding one year show the average annual compounded return.

Class	Inception date	1 year (%)	3 years (%)	Lifetime (%)
A7	2019-09-27	14.49	2.76	7.64
B	2019-09-27	13.29	1.61	6.41
Bd	2019-09-27	13.25	1.59	6.41
Bgd	2021-08-06	13.29	n.a.	-2.14
C	2019-09-27	14.91	3.12	8.01
Z	2019-09-27	14.04	2.35	7.20
Zd	2019-09-27	14.07	2.32	7.19
Zgd	2019-09-27	14.08	2.32	7.20
ZL	2020-02-14	14.35	2.60	5.20
ZLd*	2020-01-24	14.29	2.57	5.47

*CGWGILU ZLd inception on 24-JAN-20 and the share class was relaunched in USD on 07-FEB-20 after a period of dormancy.

Performance is calculated in USD on a NAV-NAV and swing pricing basis, with all dividends and distributions reinvested (net of reinvestment charges) and based on the assumption that the **maximum** sales charge was imposed and that any applicable redemption charge was imposed over the time period. Figures for the last one year show the percentage change, while figures exceeding one year show the average annual compounded return.

Shares whose returns are not included in the above tables have not been launched or have been launched for less than a year as at 29 December 2023.

Past performance of the Fund is not necessarily indicative of the future performance of the Fund.

e. Dividend Policy

It is not at present intended that dividends will be distributed to Shareholders of Class A7, Class B, Class C, Class Z, Class ZL and corresponding Hedged Equivalent Classes in the Fund. The Company intends to recommend that dividends be distributed to Shareholders of all Dividend-distributing Equivalent Classes and Dividend-distributing Hedged Equivalent Classes.

Dividends may not actually be distributed in any given accounting period if such Class(es) has no or no significant net investment income.

Further details on the Company's dividend policy are set out in the section headed "Dividend Policy" in the Luxembourg Prospectus.

APPENDIX 23

CAPITAL GROUP NEW ECONOMY FUND (LUX)

a. Investment Objective, Policy and Strategy

CGNELU (also referred to in this Appendix 23 as the “**Fund**”) seeks long-term growth of capital. The Fund seeks to achieve its objective by investing in securities of companies that can benefit from innovation, exploit new technologies or provide products and services that meet the demands of an evolving global economy. In pursuing its investment objective, the Fund invests primarily in common stocks that the Investment Adviser believes have the potential for growth. The Fund also invests in common stocks with the potential to pay dividends. The Fund may invest a significant portion of its assets in issuers based outside the United States, including those based in developing countries.

ESG criteria

- Management of a carbon footprint lower than the Fund’s selected index level.
- Implementation of a Negative Screening Policy relating to the Fund’s investments in corporate issuers.
- Commitment to make sustainable investments contributing to environmental or social objectives.

The Fund aims to manage a carbon footprint (WACI) for its investments in corporate issuers that is generally at least 30% lower than MSCI ACWI index. Should the WACI of the Fund not achieve the 30% threshold, the Investment Adviser will consider what action is in the best interest of the Fund, its Shareholders and in line with the relevant Fund investment objective to bring the Fund back above the threshold in a reasonable period of time. The Investment Adviser relies on carbon footprint data from a third party provider to carry out ongoing monitoring of WACI at the Fund level, and may reduce or eliminate exposures to certain companies as necessary.

The Investment Adviser evaluates and applies ESG and norms-based screening to implement exclusions at the time of purchase on corporate issuers, with respect to certain sectors such as fossil fuel and weapons. To support this screening, it relies on third party provider(s) who identify an issuer’s participation in or the revenue which they derive from activities that are inconsistent with the ESG and norms-based screens. The Negative Screening Policy applied can be found on <https://www.capitalgroup.com/content/dam/cgc/tenants/eacg/negative-screening-policy.pdf>.

The Fund commits to maintain at least 10% in sustainable investments (i) which are assessed based on alignment of business activities with any one or a combination of sustainable investment themes focused on tackling global social and environmental challenges, as outlined by the United Nations Sustainable Development Goals; and (ii) which do not cause any significant harm to any environmental or social sustainable investment objectives.

Companies must have good governance practices.

For more details on the ESG criteria and ESG characteristics of the Fund, please refer to its SFDR Article 8 pre-contractual disclosure at the relevant Annex 2 to the Luxembourg Prospectus.

The Fund may invest up to 10% of its assets in nonconvertible debt securities rated Baa1 or below and BBB+ or below by NRSROs designated by the Fund’s Investment Adviser or unrated but determined to be of equivalent quality by the Fund’s Investment Adviser. If rating agencies differ, securities will be considered to have received the highest of these ratings.

The Fund may invest up to 50% of its assets in securities of issuers domiciled outside the United States. In determining the domicile of an issuer, the Fund’s Investment Adviser will generally look to the domicile determination of a leading provider of global indexes, such as Morgan Stanley Capital International. However, the Investment Adviser in its discretion also may take into account factors such as where the issuer’s securities are listed and where the issuer is legally organized,

maintains principal corporate offices, conducts its principal operations , generates revenues and/or has credit risk exposure.

The eligible investment countries for the Fund include any country. The Fund may invest, either directly e.g. via the Shanghai-Hong Kong Stock Connect and Shenzhen-Hong Kong Stock Connect and/or indirectly such as by way of access warrants and/or other access products, up to 5% of the net assets of the Fund into China A-Shares.

The Fund may use, whether for hedging and/or efficient portfolio management purposes, forward contracts as described in more detail under the “Risk Warnings” section of the Luxembourg Prospectus and in Annex 1 of the Luxembourg Prospectus.

In order to achieve its investment objective, the Fund may enter into securities lending transactions by lending securities of its portfolio to brokers, dealers and other institutions that provide cash in USD, EUR or JPY currency or US Treasury securities as collateral in an amount at least equal to the value of the securities loaned. No more than 15% of the net assets of the Fund will be used for lending securities. The level of exposure to securities lending is generally expected to be less than 5% of the net assets of the Fund.

The Fund is exposed to specific risks relating to equities, emerging markets, Shanghai-Hong Kong Stock Connect and Shenzhen-Hong Kong Stock Connect, securities lending and sustainability risks, the details of which are set out in Paragraph 10 of the Singapore Prospectus. Please also read the “Risk Warnings” section for more details of the relevant risk factors involved as well as Annex 1 “General Investment Guidelines and Restrictions”, to the Luxembourg Prospectus.

In order to achieve its investment goals, for treasury purposes and/or in case of unfavourable market conditions, the Fund may also invest in deposits with credit institutions, money market instruments and units of money market funds within the meaning of the investment restrictions set out in Annex 1 “General Investment Guidelines and Restrictions”, to the Luxembourg Prospectus.

b. Share Classes in the Fund

As at the date of registration of this Singapore Prospectus, the following Classes will be available for subscription:

- (i) Class A7
- (ii) Class B
- (iii) Class Bh-AUD
- (iv) Class Bh-EUR
- (v) Class Bh-GBP
- (vi) Class Bh-SGD
- (vii) Class BL
- (viii) Class BLh-SGD
- (ix) Class C
- (x) Class Cgd
- (xi) Class Z
- (xii) Class ZL
- (xiii) Class ZLd
- (xiv) Class ZLh-AUD
- (xv) Class ZLh-GBP

c. Fees, Charges and Expenses¹⁵⁹

The fees, charges and expenses applicable to the Fund are set out in the table below.

Payable by the Investor	
Sales charge ¹⁶⁰	<p><u>For CPF subscriptions</u></p> <p>Currently 0%</p> <p><u>For all other subscriptions</u></p> <p>Maximum of 5.25%</p>
Payable by the Fund	
<p>Management Fee</p> <p>(a) Retained by Management Company</p> <p>(b) Paid by the Management Company to financial adviser (trailer fee)¹⁶¹</p>	<p>○ Class A7 and its Equivalent Classes: 0.43% p.a.</p> <p>○ Class C and its Equivalent Classes: fluctuating¹⁶²</p> <p>○ Class Z and its Equivalent Classes: 0.75% p.a.</p> <p>○ Class ZL and its Equivalent Classes: 0.525% p.a.</p> <p>For the above classes, the management fee is 100% retained by the Management Company.</p> <p>○ Class B and its Equivalent Classes: 1.50% p.a.</p> <p>○ Class BL and its Equivalent Classes: 1.35% p.a.</p> <p>For the above classes, the breakdown is as follows:</p> <p>(a) 35% to 100% of Management fee</p> <p>(b) 0% to 65% of Management fee</p> <p>Median trailer fees¹⁶³ = 50% of the Management fee</p>
Until 31 December 2024: Fund Administration Fee	Effective rate varies with the total assets of the Fund up to a maximum of 0.15% per annum
Until 31 December 2024: Depositary and Custody Fees	Effective rate varies with the total assets and with the country breakdown in the portfolio of the Fund up to a maximum of 0.05% per annum
From 1 January 2025: Annual	Maximum of 0.25%

¹⁵⁹ Fund Administration, Depositary and Custody Fees, which are included in the total expense ratio (TER), which varies by Fund and by Share Class, may be partially allocated to the relevant Share Class by the Management Company. Please see the Company's latest annual report for details.

¹⁶⁰ No sales charge will be imposed by the Management Company on investors who subscribe for Shares through distributors in Singapore although investors should note that the distributors may impose a subscription charge separately. A sales charge of up to a maximum of 5.25% may be withheld by distributors and other intermediaries from any amount to be invested in all Classes with the exception of Class A7 and Class C. The Management Company can also withhold a sales charge of up to a maximum of 5.25% from any amount to be invested in all Classes with the exception of Class A7 and Class C. A switch from one Fund to another is deemed a sale for this purpose. Please refer to the section headed "Charges, Expenses and Fees", in particular, the sub-section headed "Sales Charge Borne by the Investor" of the Luxembourg Prospectus for further information.

¹⁶¹ This range may change from time to time without prior notice. Your financial adviser is required to disclose to you the amount of trailer fee it receives from the Management Company.

¹⁶² Investments in Class C Shares and Shares of Equivalent Classes may only be made by investors having entered into a separate agreement with respect to management fee and/or other fund expenses, which are not deducted from these Shares' Net Asset Value.

¹⁶³ The median trailer fees is derived based on the trailer fees payable to Singapore distributors of the non-CPF trailer-bearing share classes of the Fund.

Administration Charge ¹⁶⁴	
--------------------------------------	--

Please refer to the section headed “Charges, Expenses and Fees” of the Luxembourg Prospectus and Annex 2 to the Luxembourg Prospectus for more information on the fees, charges and expenses applicable to the Fund.

d. Performance of the Fund

The performance of each Class of the Fund as at 29 December 2023 is as follows:

Class	Inception date	1 year (%)	3 years (%)	Lifetime (%)
A7	2020-10-20	28.77	0.07	3.89
B	2019-11-07	27.29	-1.09	7.47
Bh-AUD	2020-09-21	24.91	-2.39	3.03
Bh-EUR	2020-09-21	24.34	-2.68	2.75
Bh-GBP	2022-05-06	25.80	n.a.	9.73
Bh-SGD	2020-09-21	25.21	-1.74	3.76
BL	2020-08-05	27.50	-0.94	4.00
BLh-SGD	2020-08-05	25.45	-1.61	3.24
C*	2020-05-08	29.20	0.40	7.16
Z	2019-11-07	28.28	-0.33	8.23
ZL	2020-02-21	28.51	-0.12	6.19
ZLh-AUD	2021-04-16	26.10	n.a.	-3.44
ZLh-GBP	2021-09-24	27.00	n.a.	-5.82

*CGNELU C inception on 08-MAY-20 and the share class was relaunched in USD on 01-JUL-20 after a period of dormancy

Performance is calculated in USD (save for Classes Bh-GBP and ZLh-GBP which are calculated in GBP, Classes BLh-SGD and Bh-SGD which are calculated in SGD, Classes Bh-AUD and ZLh-AUD which are calculated in AUD, Class Bh-EUR, which is calculated in EUR), on a NAV-NAV and swing pricing basis, with all dividends and distributions reinvested (net of reinvestment charges) and based on the assumption that **no** sales and redemption charges were imposed. Figures for the last one year show the percentage change, while figures exceeding one year show the average annual compounded return.

Class	Inception date	1 year (%)	3 years (%)	Lifetime (%)
A7	2020-10-20	22.01	-1.71	2.15
B	2019-11-07	20.61	-2.85	6.08
Bh-AUD	2020-09-21	18.35	-4.13	1.35
Bh-EUR	2020-09-21	17.81	-4.41	1.07
Bh-GBP	2022-05-06	19.19	n.a.	6.20
Bh-SGD	2020-09-21	18.64	-3.49	2.06
BL	2020-08-05	20.80	-2.71	2.36
BLh-SGD	2020-08-05	18.86	-3.36	1.62
C*	2020-05-08	22.42	-1.39	5.52
Z	2019-11-07	21.55	-2.11	6.83
ZL	2020-02-21	21.76	-1.90	4.72
ZLh-AUD	2021-04-16	19.48	n.a.	-5.34
ZLh-GBP	2021-09-24	20.33	n.a.	-8.04

¹⁶⁴ Please refer to the section “Charges, Expenses and Fees” of the Luxembourg Prospectus for the detail of what is included in the Annual Administration Charge.

*CGNELU C inception on 08-MAY-20 and the share class was relaunched in USD on 01-JUL-20 after a period of dormancy

Performance is calculated in USD (save for Classes Bh-GBP and ZLh-GBP which are calculated in GBP, Classes BLh-SGD and Bh-SGD which are calculated in SGD, Classes Bh-AUD and ZLh-AUD which are calculated in AUD, Class Bh-EUR, which is calculated in EUR)), on a NAV-NAV and swing pricing basis, with all dividends and distributions reinvested (net of reinvestment charges) and based on the assumption that the **maximum** sales charge was imposed and that any applicable redemption charge was imposed over the time period. Figures for the last one year show the percentage change, while figures exceeding one year show the average annual compounded return.

Shares whose returns are not included in the above tables have not been launched or have been launched for less than a year as at 29 December 2023.

Past performance of the Fund is not necessarily indicative of the future performance of the Fund.

e. Dividend Policy

It is not at present intended that dividends will be distributed to Shareholders of Class A7, Class B, Class BL, Class C, Class Z, Class ZL and corresponding Hedged Equivalent Classes in the Fund. The Company intends to recommend that dividends be distributed to Shareholders of all Dividend-distributing Equivalent Classes and Dividend-distributing Hedged Equivalent Classes.

Dividends may not actually be distributed in any given accounting period if such Class(es) has no or no significant net investment income.

Further details on the Company's dividend policy are set out in the section headed "Dividend Policy" in the Luxembourg Prospectus.

APPENDIX 24

CAPITAL GROUP ASIAN HORIZON FUND (LUX)

a. Investment Objective, Policy and Strategy

CGAHLU (also referred to in this Appendix 24 as the “**Fund**”) seeks to provide long-term growth of capital. The Fund invests primarily in Equities of issuers domiciled in Asian countries other than Japan.

The Fund will invest at least 80% of assets in Equities¹⁵² and at least two-thirds of its assets in Equities of issuers domiciled in Asian countries, including but not limited to the PRC, but other than Japan. In determining the domicile of an issuer, the Fund’s Investment Adviser will consider whether an issuer or security is located in or is economically tied to a particular country and the determination of a leading provider of global indexes, such as Morgan Stanley Capital International, and may also take into account additional factors such as where the issuer’s securities are listed and where the issuer is legally organized, maintains principal corporate offices, conducts its principal operations, generates revenues and/or has credit risk exposure.

The Fund may also invest up to 15% of its assets in Equities of issuers domiciled in Japan or outside of other Asian countries, provided that the Investment Adviser determines that a significant portion of those issuers’ assets or revenues are attributable to Asian countries other than Japan or provided that the Investment Adviser believes that current or future exposure to Asian countries other than Japan represents a significant part of those issuers’ growth opportunities.

The Fund may invest, either directly e.g. via the Shanghai-Hong Kong Stock Connect and/or indirectly such as by way of access warrants and/or other access products, and Shenzhen-Hong Kong Stock Connect, up to 35% of the net assets of the Fund in China A-Shares.

The Fund may invest up to 5% of assets in contingent convertible bonds.

The Fund may use, whether for hedging and/or efficient portfolio management purposes, forward contracts as described in more detail under the “Risk Warnings” section of the Luxembourg Prospectus and in Annex 1, “General Investment Guidelines and Restrictions”, to the Luxembourg Prospectus.

In order to achieve its investment objective, the Fund may enter into securities lending transactions by lending securities of its portfolio to brokers, dealers and other institutions that provide cash in USD, EUR or JPY currency or US Treasury securities as collateral in an amount at least equal to the value of the securities loaned. No more than 15% of the net assets of the Fund will be used for lending securities. The level of exposure to securities lending is generally expected to be less than 5% of the net assets of the Fund.

The Fund is exposed to specific risks relating to equities, emerging markets, Shanghai-Hong Kong Stock Connect and Shenzhen-Hong Kong Stock Connect, contingent convertible bonds, securities lending and sustainability risks, the details of which are set out in Paragraph 10 of the Singapore Prospectus. Please also read the “Risk Warnings” section for more details of the relevant risk factors involved as well as Annex 1 “General Investment Guidelines and Restrictions”, to the Luxembourg Prospectus.

In order to achieve its investment goals, for treasury purposes and/or in case of unfavourable market conditions, the Fund may also invest in deposits with credit institutions, money market instruments and units of money market funds within the meaning of the investment restrictions set out in Annex 1 “General Investment Guidelines and Restrictions” to the Luxembourg Prospectus.

b. Share Classes in the Fund

As at the date of registration of this Singapore Prospectus, the following Classes will be available for subscription:

- (i) Class B
- (ii) Class P
- (iii) Class Z
- (iv) Class ZL

c. Fees, Charges and Expenses¹⁶⁵

The fees, charges and expenses applicable to the Fund are set out in the table below.

Payable by the Investor	
Sales charge ¹⁶⁶	Maximum of 5.25%
Payable by the Fund	
Management Fee (a) Retained by Management Company (b) Paid by the Management Company to financial adviser ¹⁶⁷	<ul style="list-style-type: none">○ Class P and its Equivalent Classes: 0.70% p.a.○ Class Z and its Equivalent Classes: 0.875% p.a.○ Class ZL and its Equivalent Classes: 0.62% p.a. <p>For the above classes, the management fee is 100% retained by the Management Company.</p> <ul style="list-style-type: none">○ Class B and its Equivalent Classes: 1.75% p.a.(a) 35% to 100% of Management fee(b) 0% to 65% of Management fee
Until 31 December 2024: Fund Administration Fee	Effective rate varies with the total assets of the Fund up to a maximum of 0.15% per annum
Until 31 December 2024: Depositary and Custody Fees	Effective rate varies with the total assets and with the country breakdown in the portfolio of the Fund up to a maximum of 0.17% per annum
From 1 January 2025: Annual	Maximum of 0.25%

¹⁵² "Equities" refers to any transferable equity and equity-related securities (including fixed income securities convertible into equity or having attached warrants, warrants, American Depositary Receipts, Global Depositary Receipts and preferred shares, all of which are considered equivalent to the underlying equity, as the case may be, for all intents and purposes).

¹⁶⁵ Fund Administration, Depositary and Custody Fees, which are included in the total expense ratio (TER), which varies by Fund and by Share Class, may be partially allocated to the relevant Share Class by the Management Company. Please see the Company's latest annual report for details.

¹⁶⁶ No sales charge will be imposed by the Management Company on investors who subscribe for Shares through distributors in Singapore although investors should note that the distributors may impose a subscription charge separately. A sales charge of up to a maximum of 5.25% may be withheld by distributors and other intermediaries from any amount to be invested in all Classes. The Management Company can also withhold a sales charge of up to a maximum of 5.25% from any amount to be invested in all Classes. A switch from one Fund to another is deemed a sale for this purpose. Please refer to the section headed "Charges, Expenses and Fees", in particular, the sub-section headed "Sales Charge Borne by the Investor" of the Luxembourg Prospectus for further information.

¹⁶⁷ This range may change from time to time without prior notice. Your financial adviser is required to disclose to you the amount of trailer fee it receives from the Management Company.

Administration Charge ¹⁶⁸	
--------------------------------------	--

Please refer to the section headed “Charges, Expenses and Fees” of the Luxembourg Prospectus and Annex 2 to the Luxembourg Prospectus for more information on the fees, charges and expenses applicable to the Fund.

d. Performance of the Fund

The performance of each Class of the Fund as at 29 December 2023 is as follows:

Class	Inception date	1 year (%)	Lifetime (%)
B	2021-03-24	-5.11	-10.26
P	2022-01-28	-6.26	-8.00
Z	2021-03-24	-6.15	-9.44
ZL	2021-03-24	-6.40	-9.22

Performance is calculated in USD on a NAV-NAV and swing pricing basis, with all dividends and distributions reinvested (net of reinvestment charges) and based on the assumption that **no** sales and redemption charges were imposed. Figures for the last one year show the percentage change, while figures exceeding one year show the average annual compounded return.

Class	Inception date	1 year (%)	Lifetime (%)
B	2021-03-24	-0.41	-11.99
P	2022-01-28	-0.68	-10.54
Z	2021-03-24	-0.57	-11.18
ZL	2021-03-24	-0.81	-10.97

Performance is calculated in USD, on a NAV-NAV and swing pricing basis, with all dividends and distributions reinvested (net of reinvestment charges) and based on the assumption that the **maximum** sales charge was imposed and that any applicable redemption charge was imposed over the time period. Figures for the last one year show the percentage change, while figures exceeding one year show the average annual compounded return.

Shares whose returns are not included in the above tables have not been launched or have been launched for less than a year as at 29 December 2023.

Past performance of the Fund is not necessarily indicative of the future performance of the Fund.

e. Dividend Policy

It is not at present intended that dividends be distributed to Shareholders of Class B, Class P, Class Z, Class ZL and corresponding Hedged Equivalent Classes in the Fund.. The Board of Directors of the Company intends to recommend that dividends be distributed to Shareholders of all Dividend-distributing Equivalent Classes and Dividend-distributing Hedged Equivalent Classes.

Dividends may not actually be distributed in any given accounting period if such Class(es) has no or no significant net investment income.

¹⁶⁸ Please refer to the section “Charges, Expenses and Fees” of the Luxembourg Prospectus for the detail of what is included in the Annual Administration Charge.

Further details on the Company's dividend policy are set out in the section headed "Dividend Policy" in the Luxembourg Prospectus.

APPENDIX 25

CAPITAL GROUP EUROPEAN OPPORTUNITIES (LUX)

a. Investment Objective, Policy and Strategy

CGEOLU (also referred to in this Appendix 25 as the “**Fund**”) seeks to provide long-term growth of capital. The Fund invests primarily in Equities of issuers domiciled in Europe. The Fund is particularly suitable for investors seeking long-term capital growth through investment primarily in Equities of issuers domiciled in Europe.

At least 75% of the Fund’s assets should be invested in Equities¹⁶⁹ of issuers domiciled in a Member State of the European Union, in a European Economic Area country, in the United Kingdom or Switzerland. In determining the domicile of an issuer, the Fund’s Investment Adviser will generally look to the domicile determination of a leading provider of global indexes, such as Morgan Stanley Capital International. However, the Investment Adviser in its discretion also may take into account such factors as where the issuer’s securities are listed and where the issuer is legally organized, maintains principal corporate offices, conducts its principal operations, generates revenues and/or has credit risk exposure.

The eligible investment countries for the Fund include any country in Europe. Up to 10% of the Fund’s assets may be invested in securities of issuers domiciled in non-eligible investment countries.

The Fund may invest in contingent convertible bonds which will not exceed 5% of the net assets of the Fund.

The Fund may use, whether for hedging and/or efficient portfolio management purposes, forward contracts as described in more detail under the “Risk Warnings” section of the Luxembourg Prospectus and in Annex 1, “General Investment Guidelines and Restrictions”, to the Luxembourg Prospectus.

In order to achieve its investment objective, the Fund may enter into securities lending transactions by lending securities of its portfolio to brokers, dealers and other institutions that provide cash in USD, EUR or JPY currency or US Treasury securities as collateral in an amount at least equal to the value of the securities loaned. No more than 15% of the net assets of the Fund will be used for lending securities. The level of exposure to securities lending is generally expected to be less than 5% of the net assets of the Fund.

The Fund is exposed to specific risks relating to equities, European emerging markets, contingent convertible bonds, securities lending and sustainability risks, the details of which are set out in Paragraph 10 of the Singapore Prospectus. Please also read the “Risk Warnings” section for more details of the relevant risk factors involved as well as Annex 1 “General Investment Guidelines and Restrictions”, to the Luxembourg Prospectus.

In order to achieve its investment goals, for treasury purposes and/or in case of unfavourable market conditions, the Fund may also invest in deposits with credit institutions, money market instruments and units of money market funds within the meaning of the investment restrictions set out in Annex 1 “General Investment Guidelines and Restrictions” to the Luxembourg Prospectus.

b. Share Classes in the Fund

As at the date of registration of this Singapore Prospectus, the following Classes will be available for subscription:

¹⁶⁹ “Equities” refers to any transferable equity and equity-related securities (including fixed income securities convertible into equity or having attached warrants, warrants, American Depositary Receipts, Global Depositary Receipts and preferred shares, all of which are considered equivalent to the underlying equity, as the case may be, for all intents and purposes).

- (i) Class B
- (ii) Class Bd
- (iii) Class Bgd
- (iv) Class Bh-USD
- (v) Class C
- (vi) Class Cgd
- (vii) Class P
- (viii) Class Z
- (ix) Class Zd
- (x) Class Zgd
- (xi) Class Zh-USD
- (xii) Class ZL
- (xiii) Class ZLd

c. Fees, Charges and Expenses¹⁷⁰

The fees, charges and expenses applicable to the Fund are set out in the table below.

Payable by the Investor	
Sales charge ¹⁷¹	Maximum of 5.25%
Payable by the Fund	
Management Fee	<ul style="list-style-type: none"> ○ Class C and its Equivalent Classes: fluctuating¹⁷³ ○ Class P and its Equivalent Classes: 0.60% p.a. ○ Class Z and its Equivalent Classes: 0.75% p.a. ○ Class ZL and its Equivalent Classes: 0.525% p.a.
(a) Retained by Management Company	For the above classes, the management fee is 100% retained by the Management Company.
(b) Paid by the Management Company to financial adviser ¹⁷²	<ul style="list-style-type: none"> ○ Class B and its Equivalent Classes: 1.50% p.a. (a) 35% to 100% of Management fee (b) 0% to 65% of Management fee
Until 31 December 2024: Fund Administration Fee	Effective rate varies with the total assets of the Fund up to a maximum of 0.15% per annum
Until 31 December 2024: Depositary and Custody Fees	Effective rate varies with the total assets and with the country breakdown in the portfolio of the Fund up to a maximum of 0.05% per annum

¹⁷⁰ Fund Administration, Depositary and Custody Fees, which are included in the total expense ratio (TER), which varies by Fund and by Share Class, may be partially allocated to the relevant Share Class by the Management Company. Please see the Company's latest annual report for details.

¹⁷¹ No sales charge will be imposed by the Management Company on investors who subscribe for Shares through distributors in Singapore although investors should note that the distributors may impose a subscription charge separately. A sales charge of up to a maximum of 5.25% may be withheld by distributors and other intermediaries from any amount to be invested in all Classes with the exception of Class C. The Management Company can also withhold a sales charge of up to a maximum of 5.25% from any amount to be invested in all Classes with the exception of Class C. A switch from one Fund to another is deemed a sale for this purpose. Please refer to the section headed "Charges, Expenses and Fees", in particular, the sub-section headed "Sales Charge Borne by the Investor" of the Luxembourg Prospectus for further information.

¹⁷² This range may change from time to time without prior notice. Your financial adviser is required to disclose to you the amount of trailer fee it receives from the Management Company.

¹⁷³ Investments in Class C Shares and Shares of Equivalent Classes may only be made by investors having entered into a separate agreement with respect to management fee and/or other fund expenses, which are not deducted from these Shares' Net Asset Value.

From 1 January 2025: Annual Administration Charge ¹⁷⁴	Maximum of 0.25%
--	------------------

Please refer to the section headed “Charges, Expenses and Fees” of the Luxembourg Prospectus and Annex 2 to the Luxembourg Prospectus for more information on the fees, charges and expenses applicable to the Fund.

d. Performance of the Fund

The performance of each Class of the Fund as at 29 December 2023 is as follows:

Class	Inception date	1 year (%)	Lifetime (%)
B	2021-02-22	12.86	0.63
Bd	2021-02-22	12.82	0.62
Bgd	2021-02-22	12.80	0.61
Bh-USD	2021-02-22	14.55	2.15
C*	2021-07-07	14.70	-1.41
Cgd	2022-01-25	14.65	-0.65
Z	2021-02-22	13.79	1.39
Zd	2021-02-22	13.72	1.38
Zgd	2021-02-22	13.70	1.37
Zh-USD	2021-02-22	15.40	2.92
ZL	2021-02-22	14.05	1.62

*CGEOLU C inception on 07-JUL-21 and the share class was relaunched in EUR on 07-FEB-22 after a period of dormancy

Performance is calculated in EUR (save for Classes Bh-USD and Zh-USD which are calculated in USD), on a NAV-NAV and swing pricing basis, with all dividends and distributions reinvested (net of reinvestment charges) and based on the assumption that **no** sales and redemption charges were imposed. Figures for the last one year show the percentage change, while figures exceeding one year show the average annual compounded return.

Class	Inception date	1 year (%)	Lifetime (%)
B	2021-02-22	6.94	-1.26
Bd	2021-02-22	6.90	-1.27
Bgd	2021-02-22	6.88	-1.27
Bh-USD	2021-02-22	8.54	0.24
C*	2021-07-07	8.68	-4.18
Cgd	2022-01-25	8.63	-3.38
Z	2021-02-22	7.81	-0.51
Zd	2021-02-22	7.75	-0.52
Zgd	2021-02-22	7.73	-0.52
Zh-USD	2021-02-22	9.34	0.99
ZL	2021-02-22	8.06	-0.28

*CGEOLU C inception on 07-JUL-21 and the share class was relaunched in EUR on 07-FEB-22 after a period of dormancy

Performance is calculated in EUR (save for Classes Bh-USD and Zh-USD which are calculated in USD), on a NAV-NAV and swing pricing basis, with all dividends and distributions reinvested (net of reinvestment charges) and based on the assumption that the **maximum** sales charge was imposed and that any applicable redemption charge was imposed over the time period. Figures for the last one year show the percentage change, while figures exceeding one year show the average annual compounded return.

¹⁷⁴ Please refer to the section “Charges, Expenses and Fees” of the Luxembourg Prospectus for the detail of what is included in the Annual Administration Charge.

Shares whose returns are not included in the above tables have not been launched or have been launched for less than a year as at 29 December 2023.

e. Dividend Policy

It is not at present intended that dividends be distributed to Shareholders of Class B, Class C, Class P, Class Z, Class ZL and corresponding Hedged Equivalent Classes in the Fund.

The Company intends to recommend that dividends be distributed to Shareholders of all Dividend-distributing Equivalent Classes and Dividend-distributing Hedged Equivalent Classes.

Dividends may not actually be distributed in any given accounting period if such Class(es) has no or no significant net investment income.

Further details on the Company's dividend policy are set out in the section headed "Dividend Policy" in the Luxembourg Prospectus.

APPENDIX 26

CAPITAL GROUP WASHINGTON MUTUAL INVESTORS FUND (LUX)

a. Investment Objective, Policy and Strategy

CGWMILU (also referred to in this Appendix 26 as the “Fund”) seeks to produce income and to provide an opportunity for growth of principal consistent with sound common stock investing. The Fund invests primarily in common stocks of established companies that are listed on, or meet the financial listing requirements of, the New York Stock Exchange and have a strong record of earnings and dividends.

The Fund is particularly suitable for investors seeking long-term capital growth and income through investments in Equities¹⁶⁰.

The Fund will invest in securities which shall be listed on the New York Stock Exchange (“NYSE”) or meet the financial listing requirements of the NYSE (the applicable listing requirements are set forth in Section 1 of the Listed Company Manual of the NYSE).

The Fund will invest mostly in companies that have fully earned their dividends¹⁷⁵ in at least four of the past five years (with the exception of certain banking institutions) and paid a dividend in at least eight of the past ten years.

The Fund will invest mostly in companies with a ratio of current assets to liabilities at least 1.5 to 1, or which bonds must be rated at least investment grade by Standard & Poor’s Ratings Services.

The Fund may invest up to 10% of its assets in securities of certain companies domiciled outside the United States, provided that any such company must have an economic nexus to the United States and must have a security, typically an ADR, which trades regularly in the United States. Companies that are included in the S&P 500 Index do not count towards this 10% limit. This Index may, from time to time, include a few companies whose corporate domiciles are outside the United States. The Fund may also hold securities of companies domiciled outside the United States when such companies have merged with or otherwise acquired a company in which the Fund held shares at the time of the merger.

In determining the domicile of an issuer, the Fund’s Investment Adviser will generally look to the domicile determination of a leading provider of global indexes, such as Morgan Stanley Capital International. However, the Investment Adviser in its discretion also may take into account such factors as where the issuer’s securities are listed and where the issuer is legally organized, maintains principal corporate offices, conducts its principal operations, generates revenues and/or has credit risk exposure.

The Fund may use, whether for hedging and/or efficient portfolio management purposes, forward contracts as described in more detail under the “Risk Warnings” section of the Luxembourg Prospectus and in Annex 1, “General Investment Guidelines and Restrictions”, to the Luxembourg Prospectus.

In order to achieve its investment objective, the Fund may enter into securities lending transactions by lending securities of its portfolio to brokers, dealers and other institutions that provide cash in USD, EUR or JPY currency or US Treasury securities as collateral in an amount at least equal to the value of the securities loaned. No more than 15% of the net assets of the Fund will be used for lending securities. The level of exposure to securities lending is generally expected to be less than 5% of the net assets of the Fund.

The Fund is exposed to specific risks relating to equities, securities lending and sustainability risks, the details of which are set out in Paragraph 10 of the Singapore Prospectus. Please also read the “Risk Warnings” section for more details of the relevant risk factors involved as well as Annex 1 “General Investment Guidelines and Restrictions”, to the Luxembourg Prospectus.

¹⁷⁵ This refers to companies which earnings are at least the amount of dividends paid in four of the last five years.

In order to achieve its investment goals, for treasury purposes and/or in case of unfavourable market conditions, the Fund may also invest in deposits with credit institutions, money market instruments and units of money market funds within the meaning of the investment restrictions set out in Annex 1 “General Investment Guidelines and Restrictions” to the Luxembourg Prospectus.

b. Share Classes in the Fund

As the Fund is not yet launched as at the date of registration of this Singapore Prospectus, no Classes are currently available for subscription.

c. Fees, Charges and Expenses¹⁷⁶

The fees, charges and expenses applicable to the Fund are set out in the table below.

Payable by the Investor	
Sales charge ¹⁷⁷	Maximum of 5.25%
Payable by the Fund	
Management Fee (a) Retained by Management Company (b) Paid by the Management Company to financial adviser ¹⁷⁸	<ul style="list-style-type: none"> ○ Class A4 and its Equivalent Classes: 0.40% p.a. ○ Class A7 and its Equivalent Classes: 0.29% p.a. ○ Class A9 and its Equivalent Classes: 0.26% p.a. ○ Class A11 and its Equivalent Classes: 0.24% p.a. ○ Class C and its Equivalent Classes: fluctuating¹⁷⁹ ○ Class Z and its Equivalent Classes: 0.65% p.a. ○ Class P and its Equivalent Classes: 0.60% p.a. ○ Class ZL and its Equivalent Classes: 0.525% p.a. <p>For the above classes, the management fee is 100% retained by the Management Company.</p> <ul style="list-style-type: none"> ○ Class B and its Equivalent Classes: 1.50% p.a. (a) 35% to 100% of Management fee (b) 0% to 65% of Management fee
Until 31 December 2024: Fund Administration Fee	Effective rate varies with the total assets of the Fund up to a maximum of 0.15% per annum

¹⁶⁰ “Equities” refers to any transferable equity and equity-related securities (including fixed income securities convertible into equity or having attached warrants, warrants, American Depositary Receipts, Global Depositary Receipts and preferred shares, all of which are considered equivalent to the underlying equity, as the case may be, for all intents and purposes).

¹⁷⁶ Fund Administration, Depositary and Custody Fees, which are included in the total expense ratio (TER), which varies by Fund and by Share Class, may be partially allocated to the relevant Share Class by the Management Company. Please see the Company’s latest annual report for details.

¹⁷⁷ No sales charge will be imposed by the Management Company on investors who subscribe for Shares through distributors in Singapore although investors should note that the distributors may impose a subscription charge separately. A sales charge of up to a maximum of 5.25% may be withheld by distributors and other intermediaries from any amount to be invested in all Classes. The Management Company can also withhold a sales charge of up to a maximum of 5.25% from any amount to be invested in all Classes. A switch from one Fund to another is deemed a sale for this purpose. Please refer to the section headed “Charges, Expenses and Fees”, in particular, the sub-section headed “Sales Charge Borne by the Investor” of the Luxembourg Prospectus for further information.

¹⁷⁸ This range may change from time to time without prior notice. Your financial adviser is required to disclose to you the amount of trailer fee it receives from the Management Company.

¹⁷⁹ Investments in Class C Shares and Shares of Equivalent Classes may only be made by investors having entered into a separate agreement with respect to management fee and/or other fund expenses, which are not deducted from these Shares’ Net Asset Value.

Until 31 December 2024: Depositary and Custody Fees	Effective rate varies with the total assets and with the country breakdown in the portfolio of the Fund up to a maximum of 0.04% per annum
From 1 January 2025: Annual Administration Charge ¹⁸⁰	Maximum of 0.25%

Please refer to the section headed “Charges, Expenses and Fees” of the Luxembourg Prospectus and Annex 2 to the Luxembourg Prospectus for more information on the fees, charges and expenses applicable to the Fund.

d. Performance of the Fund

The returns of the Fund are not available as the Fund has not been inception as at 29 December 2023.

e. Dividend Policy

It is not at present intended that dividends be distributed to Shareholders of Class A4, Class A7, Class A9, Class A11, Class B, Class C, Class P, Class Z, Class ZL and corresponding Hedged Equivalent Classes in the Fund.

The Company intends to recommend that dividends be distributed to Shareholders of all Dividend-distributing Equivalent Classes and Dividend-distributing Hedged Equivalent Classes.

Dividends may not actually be distributed in any given accounting period if such Class(es) has no or no significant net investment income.

Further details on the Company’s dividend policy are set out in the section headed “Dividend Policy” in the Luxembourg Prospectus.

¹⁸⁰ Please refer to the section “Charges, Expenses and Fees” of the Luxembourg Prospectus for the detail of what is included in the Annual Administration Charge.

APPENDIX 27

CAPITAL GROUP GLOBAL TOTAL RETURN BOND FUND (LUX)

a. Investment Objective, Policy and Strategy

CGGTRLU (also referred to in this Appendix 27 as the “Fund”) seeks to maximise total return over the long term. The Fund invests worldwide primarily in Investment Grade Bonds¹⁸¹. The Fund also invests in High Yield Bonds¹⁸² and in other fixed income securities including mortgage- and asset-backed securities. These Bonds will be Bonds of governmental, supranational and corporate issuers denominated in various currencies. The types of mortgage backed securities in which the Fund may invest are CMBS, CMO, RMBS and TBA contracts. The types of asset backed securities in which the Fund may invest include securities backed by loans, leases or receivables, CDO and CLO.

The proportion of securities held by the Fund within each of the credit sectors will vary with market conditions and the Investment Adviser’s assessment of their relative attractiveness as investment opportunities. These are usually listed or traded on other Regulated Markets. Unlisted Bonds may also be purchased, subject to the relevant provisions of Annex 1, “General Investment Guidelines and Restrictions”, in the Luxembourg Prospectus.

The Fund may use financial derivative instruments for investment purposes, hedging and/or efficient portfolio management.

The Fund will seek to invest at least 50% of its total net assets in Investment Grade Bonds directly or through the use of financial derivative instruments. In case of split-rated Bonds, the highest credit rating of S&P, Moody’s or Fitch will apply.

The Fund may hold distressed securities (which the Investment Adviser(s) define(s) as having a credit rating lower than CCC- by Standard & Poor’s or equivalent), as a result of a rating downgrade. Distressed securities shall not exceed 10% in total of the net assets of the Fund. If a security satisfies the Fund’s credit rating criteria at the time of purchase and subsequently is downgraded to a rating which would result in the security being classified as a “distressed security”, the Investment Adviser(s) will consider what action is in the best interest of the Fund, its Shareholders and in line with the relevant Fund investment objective and the Fund will not be required to dispose of such security.

The Fund may invest in ABS/MBS which will not exceed 40% of the net assets of the Fund. Such securities often involve risks that are different from or more acute than the risks associated with investing in other types of debt securities such as government issued bonds. MBS and ABS are typically composed of multiple tranches, usually spanning from the equity tranche, which represents the highest risk, to the senior tranche, which represents the lowest risk. The performance of each tranche is determined by the performance of the underlying assets which may include loans, leases or receivables. The Fund will only invest in the senior and mezzanine tranches.

The types of MBS in which the Fund may invest are CMBS, CMO, RMBS and TBA contracts. The Fund will generally invest in Investment Grade MBS, such as commercial and residential mortgage securities issued typically by US government agencies and government sponsored entities, as well as by private entities.

The types of ABS in which the Fund may invest include securities backed by loans, leases or receivables, CDO and CLO. CDO and CLO together will not exceed 10% of the net assets of the Fund. The Fund will generally invest in Investment Grade ABS, with underlying assets such as credit card receivables and consumer loans, typically issued by financial institutions.

¹⁸¹ “Investment Grade Bond” refers to a Bond with a credit rating equal to or better than BBB- by Standard & Poor’s or Fitch, or Baa3 by Moody’s, or an un-rated Bond deemed to be of equivalent standing by the Investment Adviser. In the case of a split-rated security, the highest rating will apply, unless otherwise specified in the relevant Fund Information Sheet in Annex 2 to the Luxembourg Prospectus.

¹⁸² “High Yield Bonds” refer to Bonds with a credit rating equal to or lower than BB+ by Standard & Poor’s or Fitch, or Ba1 by Moody’s, or un-rated Bonds deemed to be of equivalent standing by the Investment Adviser.

The percentages of ABS/MBS and distressed securities may in total account for up to 50% of the net assets of the Fund. The proportion of securities may vary depending on market conditions which fluctuate, sometimes rapidly or unpredictably, due to various factors, including events or conditions affecting the general economy or particular industries; overall market changes; local, regional or global political, social or economic instability; governmental, governmental agency or central bank responses to economic conditions; and currency exchange rate, interest rate and commodity price fluctuations as well as the Investment Adviser's assessment of their relative attractiveness as investment opportunities. The Fund may use, whether for investment purposes, hedging and/or efficient portfolio management, certain type of derivatives including interest rate swaps, CDXs, CDS, forward contracts, FX options, futures and options on futures as described in more detail under the "Risk Warnings" section of the Luxembourg Prospectus and in Annex 1, "General Investment Guidelines and Restrictions", to the Luxembourg Prospectus.

Up to 10% of the total net assets of the Fund may be subject to Total Return Swaps.

The Fund may invest up to 10% in Equity¹⁸³ and contingent convertible bonds.

The Fund may invest on the China Interbank Bond Market up to 20% of the net assets of the Fund, either directly or via Bond Connect.

The Fund is exposed to specific risks relating to bonds, high yield bonds, ABS/MBS, contingent convertible bonds, derivative instruments, emerging markets, over-the-counter markets, distressed securities, China Interbank Bond Market, Bond Connect and sustainability risks, the details of which are set out in Paragraph 10 of the Singapore Prospectus. Please also read the "Risk Warnings" section of the Luxembourg Prospectus for more details of the relevant risk factors involved as well as Annex 1, "General Investment Guidelines and Restrictions", to the Luxembourg Prospectus.

In order to achieve its investment goals, for treasury purposes and/or in case of unfavourable market conditions, the Fund may also invest in deposits with credit institutions, money market instruments and units of money market funds within the meaning of the investment restrictions set out in Annex 1 "General Investment Guidelines and Restrictions" to the Luxembourg Prospectus.

b. Share Classes in the Fund

As at the date of registration of this Singapore Prospectus, the following Classes will be available for subscription:

- (i) Class A7
- (ii) Class A9
- (iii) Class B
- (iv) Class Bh-EUR
- (v) Class C
- (vi) Class Cadmh-AUD
- (vii) Class Cgdh-EUR
- (viii) Class Ch-CHF
- (ix) Class Ch-GBP
- (x) Class P
- (xi) Class Pdh-GBP
- (xii) Class Ph-EUR
- (xiii) Class Z
- (xiv) Class Zdh-GBP
- (xv) Class Zh-CHF
- (xvi) Class Zh-EUR
- (xvii) Class ZL

¹⁸³ "Equity" refers to any transferable equity and equity-related securities (including fixed income securities convertible into equity or having attached warrants, warrants, American Depositary Receipts, Global Depositary Receipts and preferred shares, all of which are considered equivalent to the underlying equity, as the case may be, for all intents and purposes).

c. Fees, Charges and Expenses¹⁸⁴

The fees, charges and expenses applicable to the Fund are set out in the table below.

Payable by the Investor	
Sales charge ¹⁸⁵	Maximum of 5.25%
Payable by the Fund	
Management Fee (a) Retained by Management Company (b) Paid by the Management Company to financial adviser ¹⁸⁶	<ul style="list-style-type: none"> ○ Class A7 and its Equivalent Classes: 0.31% p.a. ○ Class A9 and its Equivalent Classes: 0.28% p.a. ○ Class C and its Equivalent Classes: fluctuating¹⁸⁷ ○ Class P and its Equivalent Classes: 0.44% p.a. ○ Class Z and its Equivalent Classes: 0.55% p.a. ○ Class ZL and its Equivalent Classes: 0.385% p.a. For the above classes, the management fee is 100% retained by the Management Company. <ul style="list-style-type: none"> ○ Class B and its Equivalent Classes: 1.10% p.a. (a) 35% to 100% of Management fee (b) 0% to 65% of Management fee
Until 31 December 2024: Fund Administration Fee	Effective rate varies with the total assets of the Fund up to a maximum of 0.15% per annum
Until 31 December 2024: Depositary and Custody Fees	Effective rate varies with the total assets and with the country breakdown in the portfolio of the Fund up to a maximum of 0.11% per annum
From 1 January 2025: Annual Administration Charge ¹⁸⁸	Maximum of 0.25%

Please refer to the section headed “Charges, Expenses and Fees” of the Luxembourg Prospectus and Annex 2 to the Luxembourg Prospectus for more information on the fees, charges and expenses applicable to the Fund.

¹⁸⁴ Fund Administration, Depositary and Custody Fees, which are included in the total expense ratio (TER), which varies by Fund and by Share Class, may be partially allocated to the relevant Share Class by the Management Company. Please see the Company's latest annual report for details.

¹⁸⁵ No sales charge will be imposed by the Management Company on investors who subscribe for Shares through distributors in Singapore although investors should note that the distributors may impose a subscription charge separately. A sales charge of up to a maximum of 5.25% may be withheld by distributors and other intermediaries from any amount to be invested in all Classes with the exception of Class A7, Class A9 and Class C. The Management Company can also withhold a sales charge of up to a maximum of 5.25% from any amount to be invested in all Classes with the exception of Class A7, Class A9 and Class C. A switch from one Fund to another is deemed a sale for this purpose. Please refer to the section headed “Charges, Expenses and Fees”, in particular, the sub-section headed “Sales Charge Borne by the Investor” of the Luxembourg Prospectus for further information.

¹⁸⁶ This range may change from time to time without prior notice. Your financial adviser is required to disclose to you the amount of trailer fee it receives from the Management Company.

¹⁸⁷ Investments in Class C Shares and Shares of Equivalent Classes may only be made by investors having entered into a separate agreement with respect to management fee and/or other fund expenses, which are not deducted from these Shares' Net Asset Value.

¹⁸⁸ Please refer to the section “Charges, Expenses and Fees” of the Luxembourg Prospectus for the detail of what is included in the Annual Administration Charge.

d. Performance of the Fund

The performance of each Class of the Fund as at 29 December 2023 is as follows:

Class	Inception date	1 year (%)	3 year (%)	Lifetime (%)
A7	2021-07-16	8.56	n.a.	-2.77
A9	2022-04-21	8.56	n.a.	2.51
B	2022-07-08	7.72	n.a.	4.51
Bh-EUR	2020-11-10	5.40	-4.98	-4.24
C	2021-04-16	8.86	n.a.	-1.79
Cadmh-AUD	2020-12-16	7.13	-3.09	-2.93
Cgdh-EUR	2022-01-25	6.40	n.a.	-4.68
Ch-CHF	2021-07-16	4.21	n.a.	-5.47
Ch-GBP	2021-07-07	8.10	n.a.	-3.19
P	2022-01-28	8.35	n.a.	-2.74
Pdh-GBP	2022-07-08	7.54	n.a.	3.99
Ph-EUR	2022-07-08	5.92	n.a.	2.49
Z	2020-09-17	8.27	-2.71	-1.77
Zdh-GBP	2020-10-26	7.32	-3.43	-2.37
Zh-CHF	2020-11-10	3.66	-5.34	-4.59
Zh-EUR	2020-11-10	5.75	-4.47	-3.75
ZL	2020-09-17	8.47	-2.54	-1.61

Performance is calculated in USD (save for Classes Bh-EUR, Cgdh-EUR, Ph-EUR and Zh-EUR which are calculated in EUR, Class Cadmh-AUD which is calculated in AUD, Classes Ch-CHF and Zh-CHF which are calculated in CHF and Classes Ch-GBP, Pdh-GBP and Zdh-GBP, which are calculated in GBP), on a NAV-NAV and swing pricing basis, with all dividends and distributions reinvested (net of reinvestment charges) and based on the assumption that **no** sales and redemption charges were imposed. Figures for the last one year show the percentage change, while figures exceeding one year show the average annual compounded return.

Class	Inception date	1 year (%)	3 year (%)	Lifetime (%)
A7	2021-07-16	2,86	n.a.	-4,88
A9	2022-04-21	2,86	n.a.	-0,71
B	2022-07-08	2,06	n.a.	0,76
Bh-EUR	2020-11-10	-0,14	-6,68	-5,87
C	2021-04-16	3,15	n.a.	-3,73
Cadmh-AUD	2020-12-16	1,50	-4,82	-4,64
Cgdh-EUR	2022-01-25	0,82	n.a.	-7,31
Ch-CHF	2021-07-16	-1,26	n.a.	-7,52
Ch-GBP	2021-07-07	2,42	n.a.	-5,27
P	2022-01-28	2,66	n.a.	-5,43
Pdh-GBP	2022-07-08	1,90	n.a.	0,26
Ph-EUR	2022-07-08	0,36	n.a.	-1,18
Z	2020-09-17	2,58	-4,44	-3,37
Zdh-GBP	2020-10-26	1,68	-5,15	-4,01
Zh-CHF	2020-11-10	-1,78	-7,03	-6,21
Zh-EUR	2020-11-10	0,20	-6,18	-5,39
ZL	2020-09-17	2,77	-4,27	-3,21

Performance is calculated in USD (save for Classes Bh-EUR, Cgdh-EUR, Ph-EUR and Zh-EUR which are calculated in EUR, Class Cadmh-AUD which is calculated in AUD, Classes Ch-

CHF and Zh-CHF which are calculated in CHF and Classes Ch-GBP, Pdh-GBP and Zdh-GBP, which are calculated in GBP), on a NAV-NAV and swing pricing basis, with all dividends and distributions reinvested (net of reinvestment charges) and based on the assumption that the **maximum** sales charge was imposed and that any applicable redemption charge was imposed over the time period. Figures for the last one year show the percentage change, while figures exceeding one year show the average annual compounded return.

Shares whose returns are not included in the above tables have not been launched or have been launched for less than a year as at 29 December 2023.

e. Dividend Policy

It is not at present intended that dividends be distributed to Shareholders of Class A7, Class A9, Class B, Class C, Class P, Class Z, Class ZL and corresponding Hedged Equivalent Classes in the Fund. The Board of Directors of the Company intends to recommend that dividends be distributed to Shareholders of all Dividend-distributing Equivalent Classes and Dividend-distributing Hedged Equivalent Classes.

Dividends may not actually be distributed in any given accounting period if such Class(es) has no or no significant net investment income.

Further details on the Company's dividend policy are set out in the section headed "Dividend Policy" in the Luxembourg Prospectus.

f. Use of Derivative Instruments

The methodology used in order to calculate the global exposure resulting from the use of financial derivative instruments is the absolute Value-at-Risk methodology ("VaR"). The VaR methodology seeks to estimate the potential loss that the Fund could experience under normal market conditions, by using historical data, it calculates based on/ using the one-tailed 99% confidence interval and one month measurement period (20 business days) for the purposes of carrying out this calculation.

The Fund's level of leverage, which may vary over time, is expected to be less than 400% of the net assets of the Fund. Under certain market circumstances (e.g. very low market volatility), the actual Fund's level of leverage may increase from time to time to higher levels.

The Fund's expected level of leverage is not a regulatory limit on the Fund and there may be no action whether the actual leverage is higher or lower than the disclosed expected level of leverage. The leverage figure is calculated using the sum of the notionals of the derivatives used by the Fund as is required by UCITS regulations and as such does not take into account any netting of the derivatives and hedging arrangements that the Fund has in place at any time. The Company's annual report will provide the actual level of leverage over the past period.

APPENDIX 28

CAPITAL GROUP AMERICAN BALANCED FUND (LUX)

a. Investment Objective, Policy and Strategy

CGAMBALLU (also referred to in this Appendix 28 as the “**Fund**”) seeks the balanced accomplishment of three objectives: conservation of capital, current income and long-term growth of capital and income. The Fund uses a balanced approach to invest in a broad range of securities primarily domiciled in the United States, including common stocks and Investment Grade Bonds¹⁸⁹.

In general, the Fund will seek to invest at least 50% of its total net assets in Equities and at least 25% of its total net assets in debt securities (including money market instruments) generally rated Baa3 or better or BBB- or better by NRSROs designated by the Fund's Investment Adviser, or in unrated securities determined by the Investment Adviser to be of equivalent quality.

The Fund currently intends to look to the ratings from Moody's Investors Service, Standard & Poor's Ratings Services and Fitch Ratings. If rating agencies differ, securities will be considered to have received the highest of these ratings, consistent with the Fund's investment policies.

The Fund may invest in ABS/MBS which will not exceed 20% of the net assets of the Fund.

The Fund may use financial derivative instruments for investment purposes, hedging and/or efficient portfolio management. Instruments permitted are interest rate swaps, CDXs, CDS, forward contracts, FX options, futures and options on futures as described in more detail under the “Risk Warnings” section of the Luxembourg Prospectus and in Annex 1 of the Luxembourg Prospectus.

Up to 5% of the total net assets of the Fund may be subject to Total Return Swaps.

The Fund may invest up to 20% of its assets in securities of issuers domiciled outside the United States which may include up to 5% in Emerging Markets. In determining the domicile of an issuer, the Fund's Investment Adviser will generally look to the domicile determination of a leading provider of global indexes, such as Morgan Stanley Capital International. However, the Investment Adviser in its discretion also may take into account such factors as where the issuer's securities are listed and where the issuer is legally organized, maintains principal corporate offices, conducts its principal operations, generates revenues and/or has credit risk exposure.

The Fund may invest, either directly via the Shanghai-Hong Kong Stock Connect and Shenzhen-Hong Kong Stock Connect and/or indirectly such as by way of access warrants and/or other access products, up to 5% of the net assets of the Fund into China A-Shares.

The Fund may invest on the China Interbank Bond Market up to 5% of the net assets of the Fund, either directly or via Bond Connect.

In order to achieve its investment objective, the Fund may enter into securities lending transactions by lending securities of its portfolio to brokers, dealers and other institutions that provide cash in USD, EUR or JPY currency or US Treasury securities as collateral in an amount at least equal to the value of the securities loaned. No more than 15% of the net assets of the Fund will be used for lending securities. The level of exposure to securities lending is generally expected to be less than 5% of the net assets of the Fund.

The Fund is exposed to specific risks relating to equities, bonds, over-the-counter markets, derivative instruments, ABS/MBS, Shanghai-Hong Kong Stock Connect and Shenzhen-Hong

¹⁸⁹ “Investment Grade Bond” refers to a Bond with a credit rating equal to or better than BBB- by Standard & Poor's or Fitch, or Baa3 by Moody's, or an un-rated Bond deemed to be of equivalent standing by the Investment Adviser. In the case of a split-rated security, the highest rating will apply, unless otherwise specified in the relevant Fund Information Sheet in Annex 2 to the Luxembourg Prospectus.

Kong Stock Connect, China Interbank Bond Market, Bond Connect, securities lending and sustainability risks, the details of which are set out in Paragraph 10 of the Singapore Prospectus. Please also read the “Risk Warnings” section for more details of the relevant risk factors involved as well as Annex 1 “General Investment Guidelines and Restrictions”, to the Luxembourg Prospectus.

In order to achieve its investment goals, for treasury purposes and/or in case of unfavourable market conditions, the Fund may also invest in deposits with credit institutions, money market instruments and units of money market funds within the meaning of the investment restrictions set out in Annex 1 “General Investment Guidelines and Restrictions” to the Luxembourg Prospectus.

b. Share Classes in the Fund

As at the date of registration of this Singapore Prospectus, the following Classes will be available for subscription:

- (i) Class A7
- (ii) Class B
- (iii) Class Bh-EUR
- (iv) Class Bfydm
- (v) Class Bfydmh-AUD
- (vi) Class Bfydmh-CNH
- (vii) Class Bfydmh-EUR
- (viii) Class Bfydmh-GBP
- (ix) Class Bfydmh-SGD
- (x) Class C
- (xi) Class Cgd
- (xii) Class P
- (xiii) Class Z
- (xiv) Class Zd
- (xv) Class Zgd
- (xvi) Class ZL

c. Fees, Charges and Expenses¹⁹⁰

The fees, charges and expenses applicable to the Fund are set out in the table below.

Payable by the Investor	
Sales charge ¹⁹¹	Maximum of 5.25%

¹⁹⁰ Fund Administration, Depositary and Custody Fees, which are included in the total expense ratio (TER), which varies by Fund and by Share Class, may be partially allocated to the relevant Share Class by the Management Company. Please see the Company’s latest annual report for details.

¹⁹¹ No sales charge will be imposed by the Management Company on investors who subscribe for Shares through distributors in Singapore although investors should note that the distributors may impose a subscription charge separately. A sales charge of up to a maximum of 5.25% may be withheld by distributors and other intermediaries from any amount to be invested in all Classes with the exception of Class A7 and Class C. The Management Company can also withhold a sales charge of up to a maximum of 5.25% from any amount to be invested in all Classes with the exception of Class A7 and Class C. A switch from one Fund to another is deemed a sale for this purpose. Please refer to the section headed “Charges, Expenses and Fees”, in particular, the sub-section headed “Sales Charge Borne by the Investor” of the Luxembourg Prospectus for further information.

Payable by the Fund	
Management Fee (a) Retained by Management Company (b) Paid by the Management Company to financial adviser ¹⁹²	<ul style="list-style-type: none"> ○ Class A7 and its Equivalent Classes: 0.29% p.a. ○ Class C and its Equivalent Classes: fluctuating¹⁹³ ○ Class P and its Equivalent Classes: 0.60% p.a. ○ Class Z and its Equivalent Classes: 0.65% p.a. ○ Class ZL and its Equivalent Classes: 0.525% p.a. For the above classes, the management fee is 100% retained by the Management Company. <ul style="list-style-type: none"> ○ Class B and its Equivalent Classes: 1.50% p.a. (a) 35% to 100% of Management fee (b) 0% to 65% of Management fee
Until 31 December 2024: Fund Administration Fee	Effective rate varies with the total assets of the Fund up to a maximum of 0.15% per annum
Until 31 December 2024: Depositary and Custody Fees	Effective rate varies with the total assets and with the country breakdown in the portfolio of the Fund up to a maximum of 0.05% per annum
From 1 January 2025: Annual Administration Charge ¹⁹⁴	Maximum of 0.25%

Please refer to the section headed “Charges, Expenses and Fees” of the Luxembourg Prospectus and Annex 2 to the Luxembourg Prospectus for more information on the fees, charges and expenses applicable to the Fund.

d. Performance of the Fund

The performance of each Class of the Fund as at 29 December 2023 is as follows:

Class	Inception date	1 year (%)	Lifetime (%)
A7	2021-08-27	13.74	1.08
B	2021-07-27	12.22	0.41
Bfydm	2022-10-03	12.20	14.29
Bfydmh-AUD	2022-10-03	10.13	12.08
Bfydmh-CNH	2022-10-03	9.40	11.47
Bfydmh-EUR	2022-10-03	9.68	11.36
Bfydmh-GBP	2022-10-03	11.31	13.01
Bfydmh-SGD	2022-10-03	10.58	12.67
Bh-EUR	2021-07-27	9.63	-1.88
C	2022-01-25	13.94	2.46
P	2023-10-06	n.a.	10.03
Z	2021-07-27	13.17	1.27
Zd	2021-07-27	13.22	1.26
Zgd	2021-07-27	13.20	1.29

¹⁹² This range may change from time to time without prior notice. Your financial adviser is required to disclose to you the amount of trailer fee it receives from the Management Company.

¹⁹³ Investments in Class C Shares and Shares of Equivalent Classes may only be made by investors having entered into a separate agreement with respect to management fee and/or other fund expenses, which are not deducted from these Shares' Net Asset Value.

¹⁹⁴ Please refer to the section “Charges, Expenses and Fees” of the Luxembourg Prospectus for the detail of what is included in the Annual Administration Charge.

ZL	2021-07-27	13.25	1.39
----	------------	-------	------

Performance is calculated in USD (save for Class Bh-EUR and Bfydmh-EUR which are calculated in EUR, Class Bfydmh-AUD which is calculated in AUD, Class Bfydmh-CNH which is calculated in CNH, Class Bfydmh-GBP which is calculated in GBP, Class Bfydmh-SGD which is calculated in SGD) on a NAV-NAV and swing pricing basis, with all dividends and distributions reinvested (net of reinvestment charges) and based on the assumption that **no** sales and redemption charges were imposed. Figures for the last one year show the percentage change, while figures exceeding one year show the average annual compounded return.

Class	Inception date	1 year (%)	Lifetime (%)
A7	2021-08-27	7.77	-1.22
B	2021-07-27	6.33	-1.80
Bfydm	2022-10-03	6.31	9.43
Bfydmh-AUD	2022-10-03	4.35	7.31
Bfydmh-CNH	2022-10-03	3.65	6.74
Bfydmh-EUR	2022-10-03	3.93	6.63
Bfydmh-GBP	2022-10-03	5.46	8.21
Bfydmh-SGD	2022-10-03	4.77	7.89
Bh-EUR	2021-07-27	3.88	-4.03
C	2022-01-25	7.96	-0.36
P	2023-10-06	n.a.	4.26
Z	2021-07-27	7.23	-0.96
Zd	2021-07-27	7.28	-0.96
Zgd	2021-07-27	7.26	-0.94
ZL	2021-07-27	7.31	-0.84

Performance is calculated in USD (save for Class Bh-EUR and Bfydmh-EUR which are calculated in EUR, Class Bfydmh-AUD which is calculated in AUD, Class Bfydmh-CNH which is calculated in CNH, Class Bfydmh-GBP which is calculated in GBP, Class Bfydmh-SGD which is calculated in SGD), on a NAV-NAV and swing pricing basis, with all dividends and distributions reinvested (net of reinvestment charges) and based on the assumption that the **maximum** sales charge was imposed and that any applicable redemption charge was imposed over the time period. Figures for the last one year show the percentage change, while figures exceeding one year show the average annual compounded return.

Shares whose returns are not included in the above tables have not been launched or have been launched for less than a year as at 29 December 2023.

e. Dividend Policy

It is not at present intended that dividends be distributed to Shareholders of Class A7, Class B, Class C, Class P, Class Z, Class ZL and corresponding Hedged Equivalent Classes in the Fund. The Board of Directors of the Company intends to recommend that dividends be distributed to Shareholders of all Dividend-distributing Equivalent Classes and Dividend-distributing Hedged Equivalent Classes.

Dividends may not actually be distributed in any given accounting period if such Class(es) has no or no significant net investment income.

Further details on the Company's dividend policy are set out in the section headed "Dividend Policy" in the Luxembourg Prospectus.

APPENDIX 29

CAPITAL GROUP MULTI-SECTOR INCOME FUND (LUX)

a. Investment Objective, Policy and Strategy

CGMSILU (also referred to in this Appendix 29 as the “Fund”) aims to provide a high level of current income. Its secondary investment objective is capital appreciation. In pursuing its investment objective, the Fund invests generally in corporate High Yield Bonds, corporate Investment Grade Bonds, Emerging Market Bonds and mortgage and asset backed securities. The proportion of securities held by the Fund within each of these sectors will vary with market conditions and the Investment Adviser’s assessment of their relative attractiveness as investment opportunities. The Fund may opportunistically invest in other sectors, including, but not limited to, U.S. government debt, municipal debt and non-corporate credit, in response to market conditions.

In addition to the integration of Sustainability Risks as part of the Investment Adviser’s investment decision-making process, the Fund also promotes environmental and/or social characteristics through the application of the following binding processes.

ESG criteria

- Management of a carbon footprint lower than the Fund’s selected index level.
- Implementation of a Negative Screening Policy relating to the Fund’s investments in corporate issuers and sovereign issuers.
- Commitment to make sustainable investments contributing to environmental or social objectives.

The Fund will invest at least 80% of its assets in Bonds and other debt instruments, securities with equity and fixed income characteristics (such as bonds with warrants attached, convertible bonds, hybrids and certain preferred securities), cash equivalents (as defined below), mortgage and asset backed securities, and other fixed income obligations of banks, corporations and governmental authorities.

The Fund may invest up to 80% of its assets in High Yield Bonds rated Ba1 or below and BB+ or below by NRSROs designated by the Investment Adviser or unrated but determined by the Investment Adviser to be of equivalent quality. If rating agencies differ, securities will be considered to have received the highest of these ratings.

The Fund aims to manage a carbon footprint (WACI) for its investments in corporate issuers that is lower than 45% Bloomberg US Corporate High Yield 2% Issuer Capped Index, 30% Bloomberg US Corporate Index, 15% JPMorgan EMBI Global Diversified Index, 8% Bloomberg Non-Agency CMBS Ex AAA Index, 2% Bloomberg ABS Ex AAA Index. Should the WACI of the Fund not be lower than the level of the aforementioned index, the Investment Adviser will consider what action is in the best interest of the Fund, its Shareholders and in line with the relevant Fund investment objective to bring the Fund back above the threshold in a reasonable period of time. The Investment Adviser relies on carbon footprint data from a third party provider to carry out ongoing monitoring of weighted average carbon intensity (“WACI”) at the Fund level, and may reduce or eliminate exposures to certain companies as necessary.

The Investment Adviser evaluates and applies ESG and norms-based screening to implement negative screens at the time of purchase on corporate and sovereign issuers, with respect to certain sectors such as fossil fuel and weapons. To support this screening, for sovereign issuers, the Investment Adviser relies on the use of proprietary ESG framework. For corporate issuers, the Investment Adviser relies on third party provider(s) who identify an issuer’s participation in or the revenue which they derive from activities that are inconsistent with the ESG and norms-based screens. The Negative Screening Policy applied by the Investment Adviser can be found on <https://www.capitalgroup.com/content/dam/cgc/tenants/eacg/negative-screening-policy.pdf>.

The Fund commits to maintain at least 5% in sustainable investments (i) which are assessed based on alignment of business activities with any one or a combination of sustainable investment

themes focused on tackling global social and environmental challenges, as outlined by the United Nations Sustainable Development Goals; and (ii) which do not cause any significant harm to any environmental or social sustainable investment objectives.

Companies must have good governance practices.

For more details on the ESG criteria and ESG characteristics of the Fund, please refer to its SFDR Article 8 pre-contractual disclosure at the relevant Annex 2 to the Luxembourg Prospectus.

The Fund may invest up to 30% in Emerging Markets Bonds and up to 10% in distressed securities.

The Fund may invest in ABS/MBS which will not exceed 20% of the net assets of the Fund. The Fund may invest in Equity, perpetual bonds and contingent convertible bonds which will not exceed in total 10% of the net assets of the Fund.

The Fund may use financial derivative instruments for investment purposes, hedging and/or efficient portfolio management. Instruments permitted are interest rate swaps, CDXs, CDS, forward contracts, FX Options, futures and options on futures as described in more detail under the "Risk Warnings" section of the Luxembourg Prospectus and in Annex 1 of the Luxembourg Prospectus.

Up to 10% of the total net assets of the Fund may be subject to Total Return Swaps.

The Fund may invest on the China Interbank Bond Market up to 10% of the net assets of the Fund, either directly or via Bond Connect.

The Fund is exposed to specific risks relating to bonds, high yield bonds, emerging markets, ABS/MBS, distressed securities, contingent convertible bonds, derivative instruments, over-the-counter markets, China Interbank Bond Market, Bond Connect and sustainability risks, the details of which are set out in Paragraph 10 of the Singapore Prospectus. Please also read the "Risk Warnings" section of the Luxembourg Prospectus for more details of the relevant risk factors involved as well as Annex 1, "General Investment Guidelines and Restrictions", to the Luxembourg Prospectus.

In order to achieve its investment goals, for treasury purposes and/or in case of unfavourable market conditions, the Fund may also invest in cash equivalent, meaning deposits with credit institutions, money market instruments and units of money market funds within the meaning of the investment restrictions set out in Annex 1 "General Investment Guidelines and Restrictions", to the Luxembourg Prospectus.

b. Share Classes in the Fund

As at the date of the fourth replacement Singapore prospectus, the following Classes are available for subscription:

- (i) Class B
- (ii) Class Bdmh-CHF
- (iii) Class Bdmh-EUR
- (iv) Class Bfdmh-CNH
- (v) Class Bfdmh-EUR
- (vi) Class Bgdm
- (vii) Class Bgdmh-AUD
- (viii) Class Bgdmh-SGD
- (ix) Class Bh-SGD
- (x) Class Bh-EUR
- (xi) Class Bh-CHF
- (xii) Class Bd
- (xiii) Class Bdh-EUR
- (xiv) Class Bdm
- (xv) Class Bfdm
- (xvi) Class Bfdmh-SGD

(xvii)	Class P
(xviii)	Class Pd
(xix)	Class Pdh-EUR
(xx)	Class Pfdm
(xxi)	Class Pfdmh-SGD
(xxii)	Class S
(xxiii)	Class Sh-EUR
(xxiv)	Class Sh-CHF
(xxv)	Class Sh-GBP
(xxvi)	Class Sdm
(xxvii)	Class Sdmh-CHF
(xxviii)	Class Sdmh-EUR
(xxix)	Class Sfdm
(xxx)	Class Sfdmh-SGD
(xxxi)	Class Sgdm
(xxxii)	Class Sgdmh-AUD
(xxxiii)	Class Sgdmh-GBP
(xxxiv)	Class Sgdmh-SGD
(xxxv)	Class Z
(xxxvi)	Class Zdm
(xxxvii)	Class Zdmh-CHF
(xxxviii)	Class Zdmh-EUR
(xxxix)	Class Zgdm
(xl)	Class Zh-GBP
(xli)	Class Zh-SGD
(xlii)	Class Zh-EUR
(xliii)	Class Zh-CHF
(xliv)	Class Zd
(xlv)	Class Zdh-EUR
(xlvi)	Class Zdh-GBP
(xlvii)	Class Zfdm
(xlviii)	Class Zfdmh-SGD
(xlix)	Class ZL

c. Fees, Charges and Expenses¹⁹⁵

The fees, charges and expenses applicable to the Fund are set out in the table below.

Payable by the Investor	
Sales charge ¹⁹⁶	Maximum of 5.25%
Payable by the Fund	
Management Fee	<ul style="list-style-type: none"> ○Class P and its Equivalent Classes: 0.415% p.a. ○Class S and its Equivalent Classes: Up to 0.415% p.a. ○Class Z and its Equivalent Classes: 0.520% p.a. ○Class ZL and its Equivalent Classes: 0.365% p.a.
(a) Retained by Management Company	

¹⁹⁵ Fund Administration, Depositary and Custody Fees, which are included in the total expense ratio (TER), which varies by Fund and by Share Class, may be partially allocated to the relevant Share Class by the Management Company. Please see the Company's latest annual report for details.

¹⁹⁶ No sales charge will be imposed by the Management Company on investors who subscribe for Shares through distributors in Singapore although investors should note that the distributors may impose a subscription charge separately. A sales charge of up to a maximum of 5.25% may be withheld by distributors and other intermediaries from any amount to be invested in all Classes. The Management Company can also withhold a sales charge of up to a maximum of 5.25% from any amount to be invested in all Classes. A switch from one Fund to another is deemed a sale for this purpose. Please refer to the section headed "Charges, Expenses and Fees", in particular, the sub-section headed "Sales Charge Borne by the Investor" of the Luxembourg Prospectus for further information.

(b) Paid by the Management Company to financial adviser ¹⁹⁷	For the above classes, the management fee is 100% retained by the Management Company. ○Class B and its Equivalent Classes: 1.040% p.a. (a) 35% to 100% of Management fee (b) 0% to 65% of Management fee
Until 31 December 2024: Fund Administration Fee	Effective rate varies with the total assets of the Fund up to a maximum of 0.15% per annum
Until 31 December 2024: Depositary and Custody Fees	Effective rate varies with the total assets and with the country breakdown in the portfolio of the Fund up to a maximum of 0.04% per annum
From 1 January 2025: Annual Administration Charge ¹⁹⁸	Maximum of 0.25%

Please refer to the section headed “Charges, Expenses and Fees” of the Luxembourg Prospectus and the relevant Annex 2 to the Luxembourg Prospectus for more information on the fees, charges and expenses applicable to the Fund.

d. Performance of the Fund

The performance of each Class of the Fund as at 29 December 2023 is as follows:

Class	Inception date	1 year (%)	Lifetime (%)
B	2022-11-29	10.31	9.35
Bd	2022-11-29	10.32	9.36
Bdh-EUR	2022-11-29	7.97	6.91
Bdm	2022-11-29	10.33	9.37
Bdmh-CHF	2022-11-29	5.90	4.81
Bdmh-EUR	2022-11-29	7.98	6.91
Bfdm	2022-11-29	10.33	9.37
Bfdmh-SGD	2022-11-29	8.60	7.75
Bgdm	2022-12-21	10.33	8.88
Bgdmh-SGD	2022-12-21	8.64	7.25
Bh-CHF	2022-11-29	5.70	4.62
Bh-EUR	2022-11-29	7.88	6.83
S	2022-11-29	11.11	10.09
Sdm	2022-11-29	11.15	10.22
Sdmh-CHF	2022-11-29	6.58	5.53
Sdmh-EUR	2022-11-29	8.67	7.65
Sfdm	2022-11-29	11.15	10.12
Sfdmh-SGD	2022-11-29	9.50	8.57
Sgdm	2022-12-21	11.18	9.69
Sgdmh-SGD	2022-12-21	9.43	8.01
Sh-CHF	2022-11-29	6.53	5.49
Sh-EUR	2022-11-29	8.70	7.68
Sh-GBP	2022-11-29	10.30	9.20
Z	2022-11-29	10.91	9.90
Zd	2022-11-29	10.90	9.90

¹⁹⁷ This range may change from time to time without prior notice. Your financial adviser is required to disclose to you the amount of trailer fee it receives from the Management Company.

¹⁹⁸ Please refer to the section “Charges, Expenses and Fees” of the Luxembourg Prospectus for the detail of what is included in the Annual Administration Charge.

Zdh-EUR	2022-11-29	8.55	7.44
Zdh-GBP	2022-11-29	10.07	9.00
Zfdm	2022-11-29	10.94	9.93
Zfdmh-SGD	2022-11-29	9.20	8.30
Zh-CHF	2022-11-29	6.32	5.30
Zh-EUR	2022-11-29	8.51	7.40
Zh-GBP	2023-03-01	n.a.	9.30
Zh-SGD	2023-03-01	n.a.	8.35
ZL	2022-11-29	11.11	10.09

Performance is calculated in USD (save for Classes Sh-GBP, Zh-GBP and Zdh-GBP which are calculated in GBP, Classes Bfdmh-SGD, Bgdmh-SGD, Sfdmh-SGD, Sgdmh-SGD, Zfdmh-SGD and Zh-SGD which are calculated in SGD, Classes Bdh-EUR, Bdmh-EUR, Bh-EUR, Sdmh-EUR, Sh-EUR, Zdh-EUR, Zh-EUR which are calculated in EUR, Class Bdmh-CHF, Bh-CHF, Sdmh-CHF, Sh-CHF, Zh-CHF which are calculated in CHF), on a NAV-NAV and swing pricing basis, with all dividends and distributions reinvested (net of reinvestment charges) and based on the assumption that **no** sales and redemption charges were imposed. Figures for the last one year show the percentage change, while figures exceeding one year show the average annual compounded return.

Class	Inception date	1 year (%)	Lifetime (%)
B	2022-11-29	4.52	4.06
Bd	2022-11-29	4.52	4.06
Bdh-EUR	2022-11-29	2.30	1.73
Bdm	2022-11-29	4.54	4.08
Bdmh-CHF	2022-11-29	0.34	-0.27
Bdmh-EUR	2022-11-29	2.31	1.74
Bfdm	2022-11-29	4.53	4.07
Bfdmh-SGD	2022-11-29	2.90	2.53
Bgdm	2022-12-21	4.53	3.31
Bgdmh-SGD	2022-12-21	2.94	1.76
Bh-CHF	2022-11-29	0.15	-0.44
Bh-EUR	2022-11-29	2.22	1.65
S	2022-11-29	5.28	4.75
Sdm	2022-11-29	5.31	4.88
Sdmh-CHF	2022-11-29	0.98	0.42
Sdmh-EUR	2022-11-29	2.97	2.43
Sfdm	2022-11-29	5.31	4.79
Sfdmh-SGD	2022-11-29	3.75	3.31
Sgdm	2022-12-21	5.34	4.08
Sgdmh-SGD	2022-12-21	3.69	2.48
Sh-CHF	2022-11-29	0.94	0.38
Sh-EUR	2022-11-29	3.00	2.46
Sh-GBP	2022-11-29	4.51	3.91
Z	2022-11-29	5.09	4.58
Zd	2022-11-29	5.08	4.57
Zdh-EUR	2022-11-29	2.85	2.23
Zdh-GBP	2022-11-29	4.29	3.72
Zfdm	2022-11-29	5.12	4.61
Zfdmh-SGD	2022-11-29	3.47	3.05
Zh-CHF	2022-11-29	0.74	0.20
Zh-EUR	2022-11-29	2.81	2.19

Zh-GBP	2023-03-01	n.a.	3.56
Zh-SGD	2023-03-01	n.a.	2.66
ZL	2022-11-29	5.28	4.75

Performance is calculated in USD (save for Classes Sh-GBP and Zdh-GBP which are calculated in GBP, Classes Bfdmh-SGD, Bgdmh-SGD, Sfdmh-SGD, Sgdmh-SGD and Zfdmh-SGD which are calculated in SGD. Classes Bdh-EUR, Bdmh-EUR, Bh-EUR, Sdmh-EUR, Sh-EUR, Zdh-EUR, Zh-EUR which are calculated in EUR, Class Bdmh-CHF, Bh-CHF, Sdmh-CHF, Sh-CHF, Zh-CHF which are calculated in CHF), on a NAV-NAV and swing pricing basis, with all dividends and distributions reinvested (net of reinvestment charges) and based on the assumption that the maximum sales charge was imposed and that any applicable redemption charge was imposed over the time period. Figures for the last one year show the percentage change, while figures exceeding one year show the average annual compounded return.

Shares whose returns are not included in the above tables have not been launched or have been launched for less than a year as at 29 December 2023.

e. Dividend Policy

It is not at present intended that dividends will be distributed to Shareholders of Class B, Class P, Class S, Class Z, Class ZL and corresponding Hedged Equivalent Classes in the Fund. The Company intends to recommend that dividends be distributed to Shareholders of all Dividend-distributing Equivalent Classes and Dividend-distributing Hedged Equivalent Classes.

Dividends may not actually be distributed in any given accounting period if such Class(es) has no or no significant net investment income.

Further details on the Company's dividend policy are set out in the section headed "Dividend Policy" in the Luxembourg Prospectus.

f. Use of Derivative Instruments

The calculation method of the risk exposure for the Fund is the relative VaR approach using 45% Bloomberg US Corporate High Yield 2% Issuer Capped Index, 30% Bloomberg US Corporate Index, 15% JPMorgan EMBI Global Diversified Index, 8% Bloomberg Non-Agency CMBS Ex AAA Index, 2% Bloomberg ABS Ex AAA Index.

The Fund is actively managed. The Company has full discretion over the composition of the Fund's portfolio, subject to the relevant investment objective, guidelines and restrictions, which do not provide for index-tracking objective. The use of the above indexes is in relation to the calculation of the relative VaR. Though the majority of the holdings of the Fund (excluding derivatives) are likely to be components of the index, the Investment Adviser is not bound by the components or weighting of the index when selecting investments and may invest in securities not included in the index. The degree to which the Fund may resemble the composition and risk characteristics of the index will vary over time and its performance may be meaningfully different. Further information on Relative VaR can be found in Annex 1 under "Risk management and monitoring of financial derivatives instruments" of the Luxembourg Prospectus.

The Fund's level of leverage is expected to be 300% of the net assets of the Fund, as calculated using the sum of the notionals, not taking into account any netting of the derivatives and hedging arrangements that the Fund has in place at any time. Under certain circumstances (e.g. very low market volatility), the actual Fund's level of leverage may increase from time to time to higher levels.

The Fund's expected level of leverage is not a regulatory limit on the Fund and there may be no action whether the actual leverage is higher or lower than the disclosed expected level of leverage.

APPENDIX 30

CAPITAL GROUP SUSTAINABLE GLOBAL OPPORTUNITIES FUND (LUX)*

***With effect from 14 December 2024, Capital Group Sustainable Global Opportunities Fund (LUX) shall be renamed as Capital Group Future Generations Global Opportunities Fund (LUX).**

a. Investment Objective, Policy and Strategy

CGSGOLU (also referred to in this Appendix 30 as the “Fund”) seeks to provide long-term growth of capital by investing mainly in Equities issued by companies worldwide, which in the Investment Adviser’s opinion contribute positively to environmental and social objectives through their current or future products and/or services.

ESG criteria

- Proprietary eligibility assessment of companies to determine their suitability for the Fund, which includes consideration of the quality of corporate governance practices and any adverse environmental and social impacts. The Investment Adviser also assess how companies are managing material ESG risks.
- Implementation of a Negative Screening Policy relating to the Fund’s investments in corporate issuers.
- Commitment to make sustainable investments contributing to environmental or social objectives.

For more information on the Fund’s ESG criteria, please refer the Fund’s pre-contractual information pursuant to Article 8 of SFDR at the relevant Annex 2 to the Luxembourg Prospectus.

The Fund may invest in companies whose activities are aligned with any single or combination of sustainable investment themes focused on global social and environmental challenges as identified by the Investment Adviser. These themes map to the United Nations Sustainable Development Goals (“SDGs”). The Investment Adviser also takes into consideration topics, communities and groups not specifically referenced in the SDG framework. Investments are made in companies contributing positively to these areas such as, but not limited to: (i) health & well-being, (ii) energy transition, (iii) sustainable cities & communities, (iv) responsible consumption, (v) education & information access, (vi) financial inclusion and (vii) clean water & sanitation.

Investments may also include companies which, in the opinion of the Investment Adviser, are actively transitioning their activities to have higher positive alignment to the UN SDGs, with material near or medium-term change expected.

The Fund commits to maintain at least 60% of its investments in sustainable investments (i) which are assessed based on alignment of business activities with any one or a combination of sustainable investment themes as mentioned above; and (ii) which do not cause any significant harm to any environmental or social sustainable investment objectives.

Companies must have satisfactory management of ESG risks and good governance practices.

The Investment Adviser applies ESG and norms-based exclusions to implement a negative screening policy at the time of purchase relating to the Fund’s investments in companies. To support this implementation, it relies on third party providers who identify a company’s participation in or the revenue which they derive from activities that are inconsistent with these exclusions. If exclusions cannot be verified through these third-party providers, the Investment Adviser will aim to identify business involvement activities through its own assessment. The Negative Screening Policy applied by the Investment Adviser can be found at <https://www.capitalgroup.com/content/dam/cgc/tenants/eacg/negative-screening-policy.pdf>.

The Fund is subject to Article 8 of Regulation (EU) 2019/2088 of 27 November 2019 on sustainability-related disclosures in the financial services sector, as amended (“SFDR”).

At least 90% of the Fund's investments are used to attain the environmental or social characteristics promoted by the Fund. Such investments are those that are designated as eligible as "aligned" or "transitioning" companies and that pass the Investment Adviser's binding negative screening policy. A maximum of 10% of the Fund's investments including investments non-aligned with the environmental or social characteristics promoted and/or derivatives are not used to attain the environmental or social characteristics promoted by the Fund. This would include any companies that fail both the eligibility process and the negative screening policy.

Please refer to the SFDR pre-contractual disclosures in Annex 2.2 of the Luxembourg Prospectus for further details on the environmental and/or social characteristics of the Fund.

More information on Capital Group's ESG policy may be obtained from [https://www.capitalgroup.com/content/dam/cgc/tenants/eacg/esg/files/esg-policy-statement\(en\).pdf](https://www.capitalgroup.com/content/dam/cgc/tenants/eacg/esg/files/esg-policy-statement(en).pdf).

The Fund may invest up to 30% in Emerging Markets.

The Fund may invest, either directly e.g. via the Shanghai-Hong Kong Stock Connect and Shenzhen-Hong Kong Stock Connect and/or indirectly such as by way of access warrants and/or other access products, up to 5% of the net assets of the Fund in China A Shares.

The Fund may use, whether for hedging and/or efficient portfolio management purposes, forward contracts as described in more detail under the "Risk Warnings" section of the Luxembourg Prospectus and in Annex 1 of the Luxembourg Prospectus.

The Fund may enter into securities lending transactions by lending securities of its portfolio to brokers, dealers and other institutions that provide cash in USD, EUR or JPY currency or US Treasury securities as collateral in an amount at least equal to the value of the securities loaned. No more than 15% of the net assets of the Fund will be used for lending securities. The level of exposure to securities lending is generally expected to be less than 5% of the net assets of the Fund.

The Fund is exposed to specific risks relating to equities, emerging markets, Shanghai-Hong Kong Stock Connect and Shenzhen-Hong Kong Stock Connect, securities lending and sustainability risks, the details of which are set out in Paragraph 10 of the Singapore Prospectus. Please also read the "Risk Warnings" section of the Luxembourg Prospectus for more details of the relevant risk factors involved as well as Annex 1 of the Luxembourg Prospectus.

In order to achieve its investment goals, for treasury purposes and/or in case of unfavourable market conditions, the Fund may also invest in deposits with credit institutions, money market instruments and units of money market funds within the meaning of the investment restrictions set out in Annex 1 of the Luxembourg Prospectus.

b. Share Classes in the Fund

As at the date of the third replacement Singapore Prospectus, the following Classes are available for subscription:

- (i) Class B
- (ii) Class Bh-CHF
- (iii) Class Bh-EUR
- (iv) Class Bh-GBP
- (v) Class Bh-USD
- (vi) Class C
- (vii) Class P
- (viii) Class Ph-EUR
- (ix) Class Pd
- (x) Class S
- (xi) Class Sh-CHF
- (xii) Class Sh-EUR
- (xiii) Class Sh-GBP

- (xiv) Class Sh-USD
- (xv) Class Z
- (xvi) Class Zh-EUR
- (xvii) Class Zd
- (xviii) Class ZL

c. Fees, Charges and Expenses¹⁹⁹

The fees, charges and expenses applicable to the Fund are set out in the table below.

Payable by the Investor	
Sales charge ²⁰⁰	Maximum of 5.25%
Payable by the Fund	
Management Fee (a) Retained by Management Company (b) Paid by the Management Company to financial adviser ²⁰¹	o Class C and its Equivalent Classes: fluctuating ²⁰² o Class P and its Equivalent Classes: 0.60% p.a. o Class S and its Equivalent Classes: Up to 0.60% p.a. o Class Z and its Equivalent Classes: 0.75% p.a. o Class ZL and its Equivalent Classes: 0.525% p.a. For the above classes, the management fee is 100% retained by the Management Company. o Class B and its Equivalent Classes: 1.50% p.a. (a) 35% to 100% of Management fee (b) 0% to 65% of Management fee
Until 31 December 2024: Fund Administration Fee	Effective rate varies with the total assets of the Fund up to a maximum of 0.15% per annum
Until 31 December 2024: Depositary and Custody Fees	Effective rate varies with the total assets and with the country breakdown in the portfolio of the Fund up to a maximum of 0.05% per annum
From 1 January 2025: Annual Administration Charge ²⁰³	Maximum of 0.25%

Please refer to the section headed “Charges, Expenses and Fees” of the Luxembourg Prospectus and the relevant Annex 2 to the Luxembourg Prospectus for more information on the fees, charges and expenses applicable to the Fund.

d. Performance of the Fund

²⁰⁰ Fund Administration, Depositary and Custody Fees, which are included in the total expense ratio (TER), which varies by Fund and by Share Class, may be partially allocated to the relevant Share Class by the Management Company. Please see the Company's latest annual report for details.

²⁰⁰ No sales charge will be imposed by the Management Company on investors who subscribe for Shares through distributors in Singapore although investors should note that the distributors may impose a subscription charge separately. A sales charge of up to a maximum of 5.25% may be withheld by distributors and other intermediaries from any amount to be invested in all Classes. The Management Company can also withhold a sales charge of up to a maximum of 5.25% from any amount to be invested in all Classes.

²⁰¹ This range may change from time to time without prior notice. Your financial adviser is required to disclose to you the amount of trailer fee it receives from the Management Company.

²⁰² Investments in Class C Shares and Shares of Equivalent Classes may only be made by investors having entered into a separate agreement with respect to management fee and/or other fund expenses, which are not deducted from these Shares' Net Asset Value.

²⁰³ Please refer to the section “Charges, Expenses and Fees” of the Luxembourg Prospectus for the detail of what is included in the Annual Administration Charge.

The returns of the Fund are not available as the Shares have not been launched as at 29 December 2023.

e. Dividend Policy

It is not at present intended that dividends will be distributed to Shareholders of Class B, Class P, Class S, Class Z, Class ZL and corresponding Hedged Equivalent Classes in the Fund. The Company intends to recommend that dividends be distributed to Shareholders of all Dividend-distributing Equivalent Classes and Dividend-distributing Hedged Equivalent Classes.

Dividends may not actually be distributed in any given accounting period if such Class(es) has no or no significant net investment income. Further details on the Company's dividend policy are set out in the section headed "Dividend Policy" in the Luxembourg Prospectus.

APPENDIX 31

CAPITAL GROUP SUSTAINABLE GLOBAL CORPORATE BOND FUND (LUX)*

***With effect from 14 December 2024, Capital Group Sustainable Global Corporate Bond Fund (LUX) shall be renamed as Capital Group Future Generations Global Corporate Bond Fund (LUX).**

a. Investment Objective, Policy and Strategy

CGSGCBLU (also referred to in this Appendix 31 as the “**Fund**”) seeks to provide, over the long term, a high level of total return (a combination of capital growth and income) by investing primarily in corporate Investment Grade Bonds issued by companies worldwide, which in the Investment Adviser’s opinion contribute positively to environmental and social objectives through their current or future products and/or services.

ESG criteria

- Proprietary eligibility assessment of companies to determine their suitability for the Fund, which includes consideration of the quality of corporate governance practices and any adverse environmental and social impacts. The Investment Adviser also assess how companies are managing material ESG risks.
- Implementation of a Negative Screening Policy relating to the Fund’s investments in corporate issuers.
- Commitment to make sustainable investments contributing to environmental or social objectives.

For more information on the Fund’s ESG criteria, please refer the Fund’s pre-contractual information pursuant to Article 8 of SFDR at the relevant Annex 2 to the Luxembourg Prospectus.

The Fund may invest in companies whose activities are aligned with any single or combination of sustainable investment themes focused on global social and environmental challenges as identified by the Investment Adviser. These themes map to the United Nations Sustainable Development Goals (“SDGs”). The Investment Adviser also takes into consideration topics, communities and groups not specifically referenced in the SDG framework. Investments are made in companies, contributing positively to these areas such as, but not limited to: (i) health & well-being, (ii) energy transition, (iii) sustainable cities & communities, (iv) responsible consumption, (v) education & information access, (vi) financial inclusion and (vii) clean water & sanitation.

Investments may also include companies which, in the opinion of the Investment Adviser, are actively transitioning their activities to have higher positive alignment to the UN SDGs, with material near or medium-term change expected.

The Fund commits to maintain at least 60% of its investments in sustainable investments (i) which are assessed based on alignment of business activities with any one or a combination of sustainable investment themes as mentioned above; and (ii) which do not cause any significant harm to any environmental or social sustainable investment objectives.

Companies must have satisfactory management of ESG risks and good governance practices.

The Investment Adviser applies ESG and norms-based exclusions to implement a negative screening policy at the time of purchase relating to the Fund’s investments in companies. To support this implementation, it relies on third-party providers who identify an issuer’s participation in or the revenue which they derive from activities that are inconsistent with these exclusions. If exclusions cannot be verified through these third-party providers, the Investment Adviser will aim to identify business involvement activities through its own assessment. The Negative Screening Policy applied by the Investment Adviser can be found at <https://www.capitalgroup.com/content/dam/cgc/tenants/eacg/negative-screening-policy.pdf>.

The Fund is subject to Article 8 of the SFDR.

At least 90% of the Fund's investments are used to attain the environmental or social characteristics promoted by the Fund. Such investments are those that are designated as eligible as "aligned" or "transitioning" companies and that pass the Investment Adviser's binding negative screening policy. A maximum of 10% of the Fund's investments including investment non-aligned with environmental or social characteristics promoted and/or derivatives are not used to attain the environmental or social characteristics promoted by the Fund. This would include any issuers that fail both the eligibility process and the negative screening policy.

Please refer to the the SFDR pre-contractual disclosures in Annex 2.26 of the Luxembourg Prospectus for further details on the environmental and/or social characteristics of the Fund.

More information on Capital Group's ESG policy may be obtained from [https://www.capitalgroup.com/content/dam/cgc/tenants/eacg/esg/files/esg-policy-statement\(en\).pdf](https://www.capitalgroup.com/content/dam/cgc/tenants/eacg/esg/files/esg-policy-statement(en).pdf).

The Fund will seek to invest at least 80% of its total net assets in corporate Bonds. Investment in Bonds will be limited to Investment Grade Bonds. In case of split-rated Bonds, the highest credit rating of S&P, Moody's or Fitch will apply. Securities that fail to maintain an Investment Grade rating from at least one rating agency (or which are no longer deemed Investment Grade by the Investment Adviser) must be sold within three months, taking into account the interests of Shareholders.

The Fund may invest up to 20% in Emerging Markets.

The Fund may invest in ABS/MBS, credit-linked notes and similar instruments of a credit rating no lower than Investment Grade, such investments not to exceed 10% of the net assets of the Fund and provided that the issuer is either located in a member state of the OECD or a European Economic Area country and/or the assets are admitted to trading on or included in a Regulated Market.

The Fund may use derivative instruments for investment purposes, hedging and/or efficient portfolio management. Instruments permitted are interest rate swaps, CDXs, CDS, forward contracts, FX options, futures and options on futures as described in more detail under the "Risk Warnings" section of the Luxembourg Prospectus and in Annex 1 of the Luxembourg Prospectus.

Up to 10% of the total net assets of the Fund may be subject to Total Return Swaps.

The Fund is exposed to specific risks relating to bonds, derivative instruments, over-the-counter markets, emerging markets, ABS/MBS and sustainability risks, the details of which are set out in Paragraph 10 of the Singapore Prospectus. Please also read the "Risk Warnings" section of the Luxembourg Prospectus for more details of the relevant risk factors involved as well as Annex 1 of the Luxembourg Prospectus.

In order to achieve its investment goals, for treasury purposes and/or in case of unfavourable market conditions, the Fund may also invest in deposits with credit institutions, money market instruments and units of money market funds within the meaning of the investment restrictions set out in Annex 1 of the Luxembourg Prospectus.

b. Share Classes in the Fund

As at the date of registration of the Singapore Prospectus, the following Classes are available for subscription:

- (i) Class B
- (ii) Class Bh-EUR
- (iii) Class Bd
- (iv) Class BL
- (v) Class C
- (vi) Class P

- (vii) Class Ph-EUR
- (viii) Class Ph-GBP
- (ix) Class Pd
- (x) Class Pdh-GBP
- (xi) Class Z
- (xii) Class Zh-EUR
- (xiii) Class Zh-GBP
- (xiv) Class ZL
- (xv) Class ZLh-GBP
- (xvi) Class ZLdh-GBP

c. Fees, Charges and Expenses²⁰⁴

The fees, charges and expenses applicable to the Fund are set out in the table below.

Payable by the Investor	
Sales charge ²⁰⁵	Maximum of 5.25%
Payable by the Fund	
<p>Management Fee</p> <p>(a) Retained by Management Company</p> <p>(b) Paid by the Management Company to financial adviser²⁰⁶</p>	<ul style="list-style-type: none"> ○ Class C and its Equivalent Classes: fluctuating²⁰⁷ ○ Class P and its Equivalent Classes: 0.40% p.a. ○ Class Z and its Equivalent Classes: 0.50% p.a. ○ Class ZL and its Equivalent Classes: 0.35% p.a. <p>For the above classes, the management fee is 100% retained by the Management Company.</p> <ul style="list-style-type: none"> ○ Class B and its Equivalent Classes: 1.00% p.a. ○ Class BL and its Equivalent Classes: 0.85% p.a. <p>For the above classes, the breakdown is as follows:</p> <p>(a) 35% to 100% of Management fee</p> <p>(b) 0% to 65% of Management fee</p>
Until 31 December 2024: Fund Administration Fee	Effective rate varies with the total assets of the Fund up to a maximum of 0.15% per annum
Until 31 December 2024: Depositary and Custody Fees	Effective rate varies with the total assets and with the country breakdown in the portfolio of the Fund up to a maximum of 0.04% per annum
From 1 January 2025: Annual Administration Charge ²⁰⁸	Maximum of 0.25%

²⁰⁴ Fund Administration, Depositary and Custody Fees, which are included in the total expense ratio (TER), which varies by Fund and by Share Class, may be partially allocated to the relevant Share Class by the Management Company. Please see the Company's latest annual report for details.

²⁰⁵ No sales charge will be imposed by the Management Company on investors who subscribe for Shares through distributors in Singapore although investors should note that the distributors may impose a subscription charge separately. A sales charge of up to a maximum of 5.25% may be withheld by distributors and other intermediaries from any amount to be invested in all Classes. The Management Company can also withhold a sales charge of up to a maximum of 5.25% from any amount to be invested in all Classes. A switch from one Fund to another is deemed a sale for this purpose. Please refer to the section headed "Charges, Expenses and Fees", in particular, the sub-section headed "Sales Charge Borne by the Investor" of the Luxembourg Prospectus for further information.

²⁰⁶ This range may change from time to time without prior notice. Your financial adviser is required to disclose to you the amount of trailer fee it receives from the Management Company.

²⁰⁷ Investments in Class C Shares and Shares of Equivalent Classes may only be made by investors having entered into a separate agreement with respect to management fee and/or other fund expenses, which are not deducted from these Shares' Net Asset Value.

²⁰⁸ Please refer to the section "Charges, Expenses and Fees" of the Luxembourg Prospectus for the detail of what is included in the Annual Administration Charge.

Please refer to the section headed “Charges, Expenses and Fees” of the Luxembourg Prospectus and the relevant Annex 2 to the Luxembourg Prospectus for more information on the fees, charges and expenses applicable to the Fund.

d. Performance of the Fund

The returns of the Fund are not available as the Shares have not been launched as at 29 December 2023.

e. Dividend Policy

It is not at present intended that dividends will be distributed to Shareholders of Class B, Class P, Class Z, Class ZL and corresponding Hedged Equivalent Classes in the Fund. The Company intends to recommend that dividends be distributed to Shareholders of all Dividend-distributing Equivalent Classes and Dividend-distributing Hedged Equivalent Classes.

Dividends may not actually be distributed in any given accounting period if such Class(es) has no or no significant net investment income.

Further details on the Company's dividend policy are set out in the section headed “Dividend Policy” in the Luxembourg Prospectus.

f. Use of Derivative Instruments

The calculation method of the risk exposure for the Fund is the Relative VaR approach using Bloomberg Global Aggregate Corporate Total Return Index hedged to USD as the appropriate reference portfolio.

The Fund is actively managed. The Company has full discretion over the composition of the Fund's portfolio, subject to the relevant investment objective, guidelines and restrictions, which do not provide for index-tracking objective. The use of the above index is in relation to the calculation of the relative VaR. Though the majority of the holdings of the Fund (excluding derivatives) are likely to be components of the index, the Investment Adviser is not bound by the components or weighting of the index when selecting investments and may invest in securities not included in the index. The degree to which the Fund may resemble the composition and risk characteristics of the index will vary over time and its performance may be meaningfully different.

Further information on Relative VaR can be found in Annex 1 under “Risk management and monitoring of financial derivatives instruments” of the Luxembourg Prospectus.

The Fund's level of leverage is expected to be 200% of the net assets of the Fund, as calculated using the sum of the notionals, not taking into account any netting of the derivatives and hedging arrangements that the Fund has in place at any time. Under certain circumstances (e.g. very low market volatility), the actual Fund's level of leverage may increase from time to time to higher levels.

The Fund's expected level of leverage is not a regulatory limit on the Fund and there may be no action whether the actual leverage is higher or lower than the disclosed expected level of leverage.

APPENDIX 32

CAPITAL GROUP SUSTAINABLE GLOBAL BALANCED FUND (LUX)*

***With effect from 14 December 2024, Capital Group Sustainable Global Balanced Fund (LUX) shall be renamed as Capital Group Future Generations Global Balanced Fund (LUX).**

a. Investment Objective, Policy and Strategy

CGSGBLU (also referred to in this Appendix 32 as the “**Fund**”) seeks long-term growth of capital and conservation of principal through investment in Equities and Bonds issued by companies worldwide, which in the Investment Adviser’s opinion contribute positively to environmental and social objectives through their current or future products and/or services. The Fund also invests in other fixed-income securities, including government bonds, which meet the Investment Adviser’s proprietary eligibility criteria.

ESG criteria

- Proprietary eligibility assessment of companies to determine their suitability for the Fund, which includes consideration of the quality of corporate governance practices and any adverse environmental and social impacts. The Investment Adviser also assess how companies are managing material ESG risks.
- Implementation of a Negative Screening Policy relating to the Fund’s investments in corporate issuers.
- Commitment to make sustainable investments contributing to environmental or social objectives.

For more information on the Fund’s ESG criteria, please refer the Fund’s pre-contractual information pursuant to Article 8 of SFDR at the relevant Annex 2 to the Luxembourg Prospectus.

The Fund may invest in companies whose activities are aligned with any single or combination of sustainable investment themes focused on global social and environmental challenges as identified by the Investment Adviser. These themes map to the United Nations Sustainable Development Goals (“SDGs”). The Investment Adviser also takes into consideration topics, communities and groups not specifically referenced in the SDG framework. Investments are made in companies contributing positively to these areas such as, but not limited to: (i) health & well-being, (ii) energy transition, (iii) sustainable cities & communities, (iv) responsible consumption, (v) education & information access, (vi) financial inclusion and (vii) clean water & sanitation.

Investments may also include companies which, in the opinion of the Investment Adviser, are actively transitioning their activities to have higher positive alignment to the UN SDGs, with material near or medium-term change expected.

The Fund commits to maintain at least 40% of its investments in sustainable investments (i) which are assessed based on alignment of business activities with any one or a combination of sustainable investment themes as mentioned above; and (ii) which do not cause any significant harm to any environmental or social sustainable investment objectives.

Companies must have satisfactory management of ESG risks and good governance practices.

The Investment Adviser’s proprietary process for assessing investment in sovereigns covers a range of ESG indicators to evaluate how well a country manages its ESG risk.

The Investment Adviser applies ESG and norms-based exclusions to implement a negative screening policy at the time of purchase relating to the Fund’s investments in companies. To support this implementation, it relies on third party providers who identify an issuer’s participation in or the revenue which they derive from activities that are inconsistent with these exclusions. If exclusions cannot be verified through these third-party providers, the Investment Adviser will aim to identify business involvement activities through its own assessment. For

sovereign issuers, exclusions are based on the Investment Adviser's proprietary framework. The Negative Screening Policy applied by the Investment Adviser can be found at <https://www.capitalgroup.com/content/dam/cgc/tenants/eacg/negative-screening-policy.pdf>.

The Fund is subject to Article 8 of the SFDR.

At least 90% of the Fund's investments are used to attain the environmental or social characteristics promoted by the Fund. Such investments are those that are designated as eligible as "aligned" or "transitioning" companies and that pass the Investment Adviser's binding negative screening policy. A maximum of 10% of the Fund's investments including investments non-aligned with the environmental or social characteristics promoted and/or derivatives are not used to attain the environmental or social characteristics promoted by the Fund. This would include any issuers that fail both the eligibility process and the negative screening policy.

Please refer to the SFDR pre-contractual disclosures in Annex 2.18 of the Luxembourg Prospectus for further details on the environmental and/or social characteristics of the Fund.

More information on Capital Group's ESG policy may be obtained from [https://www.capitalgroup.com/content/dam/cgc/tenants/eacg/esg/files/esg-policy-statement\(en\).pdf](https://www.capitalgroup.com/content/dam/cgc/tenants/eacg/esg/files/esg-policy-statement(en).pdf).

In general, the Fund will seek to invest at least 45% of its total net assets in Equity.

In general, the Fund will seek to invest at least 25% of its total net assets in Investment Grade Bonds (including money market instruments).

The Fund may invest up to 30% in Emerging Markets.

The Fund may invest in ABS/MBS which will not exceed 15% of the net assets of the Fund.

The Fund may invest up to 2% in distressed securities.

The Fund may use financial derivative instruments for investment purposes, hedging and/or efficient portfolio management. Instruments permitted are interest rate swaps, CDXs, CDS, forward contracts, FX options, futures and options on futures as described in more detail under the "Risk Warnings" section of the Luxembourg Prospectus and in Annex 1 of the Luxembourg Prospectus.

Up to 5% of the total net assets of the Fund may be subject to Total Return Swaps.

The Fund may invest in contingent convertible bonds which will not exceed 5% of the net assets of the Fund.

The Fund may invest either directly e.g. via the Shanghai-Hong Kong Stock Connect and Shenzhen-Hong Kong Stock Connect and/or indirectly such as by way of access warrants and/or other access products, into China A Shares on an ancillary basis.

The Fund may invest on the China Interbank Bond Market up to 5% of the net assets of the Fund, either directly or via Bond Connect.

The Fund may enter into securities lending transactions by lending securities of its portfolio to brokers, dealers and other institutions that provide cash in USD, EUR or JPY currency or US Treasury securities as collateral in an amount at least equal to the value of the securities loaned. No more than 15% of the net assets of the Fund will be used for lending securities. The level of exposure to securities lending is generally expected to be less than 5% of the net assets of the Fund.

The Fund is exposed to specific risks relating to equities, bonds, emerging markets, over-the-counter markets, derivative instruments, ABS/MBS, distressed securities, contingent convertible bonds, Shanghai-Hong Kong Stock Connect and Shenzhen-Hong Kong Stock Connect, China Interbank Bond Market, Bond Connect, securities lending and sustainability risks, the details of which are set out in Paragraph 10 of the Singapore Prospectus. Please

also read the "Risk Warnings" section of the Luxembourg Prospectus for more details of the relevant risk factors involved as well as Annex 1 of the Luxembourg Prospectus.

In order to achieve its investment goals, for treasury purposes and/or in case of unfavourable market conditions, the Fund may also invest in deposits with credit institutions, money market instruments and units of money market funds within the meaning of the investment restrictions set out in Annex 1 of the Luxembourg Prospectus.

b. Share Classes in the Fund

As at the date of registration of the Singapore Prospectus, the following Classes are available for subscription:

- (i) Class B
- (ii) Class Bh-EUR
- (iii) Class Bd
- (iv) Class C
- (v) Class P
- (vi) Class Ph-EUR
- (vii) Class Pd
- (viii) Class Z
- (ix) Class Zh-EUR
- (x) Class Zd
- (xi) Class ZL

c. Fees, Charges and Expenses²⁰⁹

The fees, charges and expenses applicable to the Fund are set out in the table below.

Payable by the Investor	
Sales charge ²¹⁰	Maximum of 5.25%
Payable by the Fund	
Management Fee (a) Retained by Management Company (b) Paid by the Management Company to financial adviser ²¹¹	oClass C and its Equivalent Classes: fluctuating ²¹² oClass P and its Equivalent Classes: 0.60% p.a. oClass Z and its Equivalent Classes: 0.75% p.a. oClass ZL and its Equivalent Classes: 0.525% p.a. For the above classes, the management fee is 100% retained by the Management Company. oClass B and its Equivalent Classes: 1.50% p.a. (a) 35% to 100% of Management fee

²⁰⁹ Fund Administration, Depositary and Custody Fees, which are included in the total expense ratio (TER), which varies by Fund and by Share Class, may be partially allocated to the relevant Share Class by the Management Company. Please see the Company's latest annual report for details.

²¹⁰ No sales charge will be imposed by the Management Company on investors who subscribe for Shares through distributors in Singapore although investors should note that the distributors may impose a subscription charge separately. A sales charge of up to a maximum of 5.25% may be withheld by distributors and other intermediaries from any amount to be invested in all Classes. The Management Company can also withhold a sales charge of up to a maximum of 5.25% from any amount to be invested in all Classes. A switch from one Fund to another is deemed a sale for this purpose. Please refer to the section headed "Charges, Expenses and Fees", in particular, the sub-section headed "Sales Charge Borne by the Investor" of the Luxembourg Prospectus for further information.

²¹¹ This range may change from time to time without prior notice. Your financial adviser is required to disclose to you the amount of trailer fee it receives from the Management Company.

²¹² Investments in Class C Shares and Shares of Equivalent Classes may only be made by investors having entered into a separate agreement with respect to management fee and/or other fund expenses, which are not deducted from these Shares' Net Asset Value.

	(b) 0% to 65% of Management fee
Until 31 December 2024: Fund Administration Fee	Effective rate varies with the total assets of the Fund up to a maximum of 0.15% per annum
Until 31 December 2024: Depositary and Custody Fees	Effective rate varies with the total assets and with the country breakdown in the portfolio of the Fund up to a maximum of 0.05% per annum
From 1 January 2025: Annual Administration Charge ²¹³	Maximum of 0.25%

Please refer to the section headed “Charges, Expenses and Fees” of the Luxembourg Prospectus and the relevant Annex 2 to the Luxembourg Prospectus for more information on the fees, charges and expenses applicable to the Fund.

d. Performance of the Fund

The returns of the Fund are not available as the Shares have not been launched as at 29 December 2023.

e. Dividend Policy

It is not at present intended that dividends will be distributed to Shareholders of Class B, Class P, Class Z, Class ZL and corresponding Hedged Equivalent Classes in the Fund. The Company intends to recommend that dividends be distributed to Shareholders of all Dividend-distributing Equivalent Classes and Dividend-distributing Hedged Equivalent Classes.

Dividends may not actually be distributed in any given accounting period if such Class(es) has no or no significant net investment income.

Further details on the Company's dividend policy are set out in the section headed “Dividend Policy” in the Luxembourg Prospectus.

²¹³ Please refer to the section “Charges, Expenses and Fees” of the Luxembourg Prospectus for the detail of what is included in the Annual Administration Charge.


CAPITAL INTERNATIONAL FUND

BOARD OF DIRECTORS

Signed:



LUIS FREITAS DE OLIVEIRA (Director and Chair of the Board of Capital International Fund)



BIRGIT MOELTNER (Secretary of the Board of Capital International Fund)

for and on behalf of

LUIS FREITAS DE OLIVEIRA
Director (Chair)

FRANÇOIS BEAUDRY
Director (Vice Chair)

MAURIZIO LUALDI
Director

MARIA THELMA MANOTOK PATHRIA
Director

MARIE ELAINE TEO
Independent Director

LOU CAMILLE KIESCH
Independent Director

31 October 2024

Société d'Investissement à Capital
Variable organised under the laws
of the Grand Duchy of Luxembourg

h3h

Contact information

Investor Services

Call **00 800 243 38637**

toll free in EU and Switzerland (9am to 6pm CET)

From outside the EU and Switzerland

tel +352 46 26 85 611 or fax +352 46 26 85 432

The Management Company's webpage:

capitalgroup.com/international

Capital International Fund

Contents

This Prospectus is dated 31 October 2024

Contact information	1	Account Opening Procedure	29
Capital International Fund	5	Personal Data	29
Warnings	5	Issue of Shares	30
Registration	5	Offering Price	30
Definitions and References	6	Standard Subscription Procedures	30
The Funds and their Structure	8	Contractual Settlement	31
The Funds	8	Class Selection	31
The Classes	8	Subscriptions made with the assistance of Distributors and other Intermediaries	31
The Shares	10	Subscription in Kind	31
Investment Objectives and Policies	10	Subscriptions Deferral	31
Sustainability-related Disclosures	10	Rejection Privilege	31
ESG Investment Frameworks and Monitoring Process	11	Redemption of Shares	32
Engagement and Stewardship	11	Standard Redemption Procedures	32
Taxonomy Regulation	11	Redemptions made with the assistance of Distributors and other Intermediaries	32
Risk Warnings	11	Redemptions Deferral	32
General Investment Risk	11	Compulsory Redemption	32
Specific Risks	11	Redemption in Kind	32
Equities	11	Value of the Shares Redeemed	33
Bonds	11	Transfer of Shares	33
High Yield Bonds	12	Switches Between Funds	33
Distressed securities	12	Distributors and other Intermediaries	33
Sovereign Debt	12	Restrictions on Ownership	33
European Monetary Union (EMU)	12	Commodity Futures Trading Commission Disclosure	34
Emerging Markets	12	Protection Against Improper Trading Practices	34
People's Republic of China	13	Late Trading	34
Shanghai-Hong Kong Stock Connect and Shenzhen-Hong Kong Stock Connect	14	Excessive Trading and Market Timing	34
China Interbank Bond Market	16	Taxation	34
Bond Connect	16	The Company	34
Currency Risk	17	Shareholders	34
RMB	17	General	34
Russia	17	Foreign Account Tax Compliance Act (FATCA)	35
OTC Markets	17	Automatic exchange of information in the field of taxation in relation to reportable cross-border arrangements (commonly referred to as "DAC 6")	35
Derivative Instruments	18	Change of Circumstances	35
Swaps	18	Liquidation and Dissolution	36
Options	19	Capital International Fund – General and Corporate Information	36
Futures and options on futures	19	The Company	36
Contingent Convertible Bonds	19	The Board of Directors of the Company	36
Equity Linked Notes	20	Mailing address of the Company	36
Depository Receipts	20	Accounting Year of the Company	36
Mortgage- and Asset-Backed Securities	20	Shareholders meetings of the Company	36
Securities Lending Transactions	21	The Management Company	37
Operational Risk	21	The Investment Advisers and Sub-Adviser of the Company	37
Counterparty Risk	21	The Depositary and Custodian of the Company	37
Custody Risk	21	Administrative Manager and Paying Agent of the Company	38
Legal Risk	21	Authorised Agents and Country Paying Agents of the Company	38
Conflict of Interest Risk	21	Distributors	38
Market Conditions	22	Auditors of the Company	38
Liquidity Risk	22	Legal Advisers	38
Sustainability Risks	23	Reports and other Documents available for Investors	38
Dividend Policy	24	Transmission of investor data	39
Charges, Expenses and Fees	24	Remuneration policy	39
Annual Charges and Expenses Borne by the Company (these provisions apply until 31 December 2024)	24	Annex 1: General Investment Guidelines and Restrictions	40
From 1 January 2025, the following provisions apply:	25	I. Eligible Assets	40
Sales Charge Borne by the Investor	27	II. Investment Limits Applicable to Eligible Assets	41
Net Asset Value	27	III. Liquid Assets	43
Frequency and Timing	27	IV. Unauthorised Investments	43
Calculation Principles	27	Annex 2: Fund Information Sheets	46
Swing pricing adjustment	28	Capital Group New Perspective Fund (LUX)	47
Suspension of Determination of Net Asset Value and of Issue, Switch and Redemption of Shares	28	Capital Group Future Generations Global Opportunities Fund (LUX)	
Account Opening	29		

(until 13 December 2024: Capital Group Sustainable Global Opportunities Fund (LUX))	57
Capital Group Global Equity Fund (LUX)	66
Capital Group World Growth and Income (LUX)	68
Capital Group World Dividend Growers (LUX)	70
Capital Group New Economy Fund (LUX)	72
Capital Group New World Fund (LUX)	81
Capital Group Emerging Markets Growth Fund (LUX)	83
Capital Group Asian Horizon Fund (LUX)	85
Capital Group Japan Equity Fund (LUX)	87
Capital Group European Opportunities (LUX)	89
Capital Group European Growth and Income Fund (LUX)	91
Capital Group AMCAP Fund (LUX)	93
Capital Group Investment Company of America (LUX)	95
Capital Group Washington Mutual Investors Fund (LUX)	97
Capital Group Capital Income Builder (LUX)	100
Capital Group Global Allocation Fund (LUX)	102
Capital Group Future Generations Global Balanced Fund (LUX) (until 13 December 2024: Capital Group Sustainable Global Balanced Fund (LUX))	104
Capital Group American Balanced Fund (LUX)	114
Capital Group Emerging Markets Total Opportunities (LUX)	116
Capital Group Global Bond Fund (LUX)	118
Capital Group Global Intermediate Bond Fund (LUX)	120
Capital Group Global Total Return Bond Fund (LUX)	122

Capital Group Euro Bond Fund (LUX)	125
Capital Group Global Corporate Bond Fund (LUX)	135
Capital Group Future Generations Global Corporate Bond Fund (LUX) (until 13 December 2024: Capital Group Sustainable Global Corporate Bond Fund (LUX))	145
Capital Group US Corporate Bond Fund (LUX)	155
Capital Group Global High Income Opportunities (LUX)	165
Capital Group Multi-Sector Income Fund (LUX)	174
Capital Group US High Yield Fund (LUX)	185
Capital Group Emerging Markets Debt Fund (LUX)	187
Capital Group Emerging Markets Local Currency Debt Fund (LUX)	195
Capital Group EUR Global Growth Portfolio (LUX)	204
Capital Group EUR Moderate Global Growth Portfolio (LUX)	206
Capital Group EUR Moderate Growth and Income Portfolio (LUX)	208
Capital Group EUR Balanced Growth and Income Portfolio (LUX)	210
Capital Group EUR Conservative Income and Growth Portfolio (LUX)	212
Capital Group EUR Conservative Income Portfolio (LUX)	214
Annex 3: Dedicated Fund Information Sheet	216
Capital Group Global New Perspective Fund (LUX)	217
Capital Group Global Screened Allocation Fund (LUX)	219

Capital International Fund

Capital International Fund is a Luxembourg-based SICAV, governed under the Luxembourg law of 17 December 2010 on collective investment undertakings as amended and managed by Capital International Management Company Sàrl, a Luxembourg-based management company, affiliate of Capital Group.

Capital Group, a private firm, is one of the largest and oldest investment management organisations. Capital Group offers equity, fixed-income and multi-asset investment solutions mainly through separately managed accounts and investment funds. Capital Group's investment philosophy focuses on long term investing using high-conviction portfolios, rigorous research and individual accountability.

The Funds are actively managed and without any constraint concerning the composition of the portfolio of the Fund, within the limits of the relevant specific investment objective and policy. Any information in relation to an index provided in the Prospectus, KID/KIID and marketing materials is provided for the purposes of monitoring carbon emissions and risk management, as well as for context and illustration, as applicable. The Company has full discretion over the composition of the Funds' portfolios, subject to the relevant investment objectives and policies (as defined in the relevant Fund Information Sheet in Annex 2) which do not provide for index-tracking objectives.

The Investment Adviser uses a system of multiple in-house portfolio managers in managing the Fund's assets, which enables individual investment professionals to act on their highest convictions, while limiting the risk associated with isolated decision-making. Each portfolio is divided into portions that are managed independently by in-house investment professionals with diverse backgrounds, experiences and investment approaches. The Fund relies on the professional judgment of the Investment Adviser to make decisions about the Fund's portfolio investments. The basic investment philosophy of the Investment Adviser is to seek to invest in attractively valued companies that, in its opinion, represent good, long-term investment opportunities. The Investment Adviser believes that an important way to accomplish this is through fundamental analysis, which may include meeting with company executives and employees, suppliers, customers and competitors. Securities may be sold when the Investment Adviser believes that they no longer represent relatively attractive investment opportunities.

Warnings

Shares are offered on the basis of the information and representations contained in this Prospectus and the documents specified in this Prospectus and no other information or representation relating to them is authorised. Where legally required, this Prospectus must be accompanied by the relevant Key Investor Information Documents, and the Company's most recent annual report, and semi-annual report if more recent than the annual report; these form part of this Prospectus and can be obtained, free of charge, from the registered office of the Company.

This Prospectus does not constitute an offer or solicitation (i) by anyone in any jurisdiction in which it is illegal, (ii) where the person making an offer or solicitation is not qualified to do so, or (iii) to anyone to whom it is illegal to make an offer or solicitation. Please also see "Registration" below.

It is the responsibility of prospective purchasers of Shares to inform themselves as to, and to observe, the legal requirements, exchange control regulations and applicable taxes to which they are subject (see also any addendum accompanying this Prospectus with additional information for investors in relevant jurisdictions).

The Company, as an umbrella fund, comprises different Funds, each with a different investment objective and risk profile. Investment in the Company may not be suitable for all investors. Prospective purchasers of Shares who are individuals are encouraged to invest with the assistance of a Distributor (of which the Company will provide details upon request), who will be responsible for the assessment of the suitability and/or the appropriateness of such investment (see also "Distributors and other Intermediaries"). Investments in the Company are subject to market and other risks such as counterparty and liquidity risks. Please read the "Risk Warnings" section for more details of the relevant risk factors involved. Past results are no indication of future results and investors may get back less than they originally invested.

As further detailed under "Restrictions on Ownership", the Company may restrict or prevent the ownership of Shares by any person, firm or corporate body including, but without limitation, any US Person and any US citizen. Shares may not be transferred except in compliance with all applicable securities laws. In addition, the Company may require the redemption of Shares by any person. The Company has not been and will not be registered under the United States Investment Company Act of 1940, as amended.

The Company draws the investors' attention to the fact that any investor will only be able to fully exercise his investor rights directly against the Company, notably the right to participate in general shareholders' meetings, if the investor is registered himself/herself and in his/her own name in the shareholders' register of the Company. In cases where an investor invests in the Company through an intermediary investing into the Company in its own name but on behalf of the investor, it may not always be possible for the investor to exercise certain shareholder rights directly against the Company. Investors are advised to take advice on their rights.

Registration

Each available Class is registered for public or limited offering of its Shares in various jurisdictions, a list of which may be obtained from the Company upon request.

Information on countries where the Funds are available can be found online at capitalgroup.com/international.

Definitions and References

In this Prospectus and any Annexes, the following capitalised terms will have the following meaning unless the context requires otherwise:

Account Opening Form	the form to be used for the purpose of opening an account with the Company
Administrative Manager	the party acting as the Company's domiciliary agent, corporate agent, registrar and transfer agent, i.e. J. P. Morgan SE, Luxembourg Branch of European Bank & Business Centre, 6, route de Trèves, L-2633 Senningerberg, Luxembourg
ADR	American Depository Receipt
Affiliate	any entity which is (i) directly or indirectly owned, (ii) managed or (iii) controlled by Capital Group
Bond	any transferable fixed-income security (which may include fixed-income securities convertible into equity and/or having attached warrants, as well as green bonds and perpetual bonds)
Business Day	a day on which banks are generally open for business in Luxembourg (excluding 24 December in each year)
Capital Group	The Capital Group Companies, Inc. of 333 South Hope Street, Los Angeles, California 90071, USA
Capital Group Investor	an investor who has been approved as a shareholder of the Company by the Management Company, subject to conditions established from time to time by Capital Group
CIF	Capital International Fund
CII	Capital International, Inc., 333 South Hope Street, 55th Floor, Los Angeles, CA 90071, USA
CISA	Capital International Sàrl of 3, place des Bergues, CH-1201 Geneva, Switzerland
Class	each class of Shares
CNH	Chinese Offshore Renminbi, accessible outside the PRC. The government of the PRC introduced this currency in July 2010 to encourage trade and investment with entities outside the PRC. The value of Offshore Renminbi (CNH) and Onshore Renminbi (CNY) may be different.
CNY	Chinese Onshore Renminbi accessible within the PRC
Company	Capital International Fund
Conducting Officer	a conducting officer of the Management Company pursuant to Article 102 (1) of the Law
CRMC	Capital Research and Management Company of 333 South Hope Street, Los Angeles, California 90071, USA
CSSF	Commission de Surveillance du Secteur Financier
Custodian	J. P. Morgan SE, Luxembourg Branch of European Bank & Business Centre, 6, route de Trèves, L-2633 Senningerberg, Luxembourg
Cut-Off Time	As defined in the relevant Fund Information Sheet in Annex 2 (unless the Management Company accepts another cut-off time)
Depository	J. P. Morgan SE, Luxembourg Branch of European Bank & Business Centre, 6, route de Trèves, L-2633 Senningerberg, Luxembourg
Distributor	an Intermediary that has entered into a business relationship with the Company or the Management Company whereby it has undertaken (i) to promote and distribute Shares or an investment product that invests in Shares or, in any similar manner, serve as an intermediary between the Company or the Management Company and investors, and (ii) to provide services to investors in relation to their investment in Shares
Dividend-distributing Equivalent Class	a Class, the characteristics and features of which are equivalent to those of another Class, except as specifically described under "The Classes" in respect of dividend distribution
Dividend-distributing Hedged Equivalent Class	a Class, the characteristics and features of which are equivalent to those of another Class, except as specifically described under "The Classes" in respect of dividend distribution and currency hedging
Eligible Investment Country	the countries in which the assets of the relevant Fund would normally be invested, as defined in the relevant Fund Information Sheet in Annex 2
Eligible Assets	assets in which the Portfolio of each Fund will exclusively invest, as specified in Annex 1 and in the relevant Fund Information Sheet in Annex 2
Emerging Market	a country that, in the opinion of the Investment Advisers, is generally considered to be a developing country by the international financial community
Equity or Equities	any transferable equity and equity-related securities (including fixed income securities convertible into equity or having attached warrants, warrants, ADRs, GDRs and preferred shares, all of which are considered equivalent to the underlying equity, as the case may be, for all intents and purposes)
Equivalent Class	a Class, the characteristics and features of which are equivalent to those of another Class, except as specifically described otherwise under "The Classes" in connection with the relevant Equivalent Class
Fund	each compartment of the Company
Fund of Funds	A Fund of Funds which invests in other Funds and/or in other UCIs directly or indirectly managed by the Investment Advisers or managed by an entity to which the Investment Advisers are related by virtue of (i) common management, (ii) common control, or (iii) a direct or indirect interest of more than 10 percent of share capital or voting rights. The Fund of Funds may invest in other UCIs managed by third party investment advisers and also, from time to time, directly in fixed-income and Equity securities.
GDR	Global Depository Receipt
Hedged Equivalent Class	a Class, the characteristics and features of which are equivalent to those of another Class, except as specifically described under "The Classes" in respect of currency hedging

High Yield Bond	a Bond with a credit rating equal to or lower than BB+ by Standard & Poor's or Fitch, or Ba1 by Moody's, or an un-rated Bond deemed to be of equivalent standing by the Investment Adviser. In the case of a split-rated security, the lowest rating will apply, unless otherwise specified in the relevant Fund Information Sheet in Annex 2
Institutional Investor	an investor meeting the requirements to qualify as an institutional investor for the purposes of Article 174 of the Luxembourg law of 17 December 2010 on undertakings for collective investment
Intermediary	a person or entity that promotes and distributes Shares or an investment product that invests in Shares, or in any other similar manner serves as an intermediary between the Company or the Management Company and investors
Investment Adviser	the investment adviser and the sub-adviser of the relevant Fund, as defined in the relevant Fund Information Sheet in Annex 2
Investment Grade Bond	a Bond with a credit rating equal to or better than BBB- by Standard & Poor's or Fitch, or Baa3 by Moody's, or an un-rated Bond deemed to be of equivalent standing by the Investment Adviser. In the case of a split-rated security, the highest rating will apply, unless otherwise specified in the relevant Fund Information Sheet in Annex 2
JP Morgan	J. P. Morgan SE, Luxembourg Branch, European Bank & Business Centre, 6, route de Trèves, L-2633 Senningerberg, Luxembourg
Key Information Document (or KID)	the key information document under Regulation (EU) 1286/2014. This document is available on capitalgroup.com/international .
Key Investor Information Document (or KIID)	the key investor information document under Regulation (EU) 583/2010. This document is available on capitalgroup.com/international
Launch Date	the date as of which Shares are first issued by a Fund
Law	the Luxembourg law of 17 December 2010 on collective investment undertakings, as may be amended
Management Company	Capital International Management Company Sàrl, of 37A, avenue John F. Kennedy, L-1855 Luxembourg
Management Fee	the management fee paid by the Company to the Management Company, expressed as a percentage of total net assets in the relevant Class
Member State	member State of the European Union
Nationally Recognised Statistical Rating Organisation (NRSRO)	an NRSRO is an organisation that issues ratings that assess the creditworthiness of an obligor itself or with regard to specific securities or money market instruments, has been in existence as a credit rating agency for at least three years, and meets certain other criteria, as defined in Section 3(a)(62) of the Securities Exchange Act of 1934, as amended.
Net Asset Value	the net asset value per Share, calculated in accordance with the Calculation Principles provided for under "Net Asset Value"
OECD	Organisation for Economic Co-operation and Development
Offering Price	the offering price per Share
Official Listing	official listing on a stock exchange, which is regulated, operating regularly, recognised and open to the public within the meaning of Article 41(1) of the Law
OTC	over-the-counter
OTC Derivative	financial derivative instrument dealt in the OTC derivative markets
Paying Agent	J. P. Morgan SE, Luxembourg Branch of European Bank & Business Centre, 6, route de Trèves, L-2633 Senningerberg, Luxembourg
Payment Currency	a currency in which subscription monies may generally be paid and in which an official Net Asset Value of each Fund is available. The list of available Payment Currencies in each active Class and Equivalent Class can be found online on the Management Company's webpage at capitalgroup.com/international
Portfolio	the portfolio of the relevant Fund
PRC	the People's Republic of China
Redemption Pre-notification Date	for redemption requests above the amount specified in the relevant Fund Information Sheet in Annex 2, three Week Days before the relevant Valuation Date
Regulated Market	a market that is regulated, operating regularly, recognised and open to the public. In the case of Bonds, Regulated Markets include (i) the Over-the-Counter-Markets of the NASDAQ System, (ii) the Over-the-Counter Market of the members of the International Capital Market Association, (iii) the US NASD-regulated Over-the-Counter Bond Market and (iv) any similarly operating Regulated Market on which Bonds including Eurobonds and similar off-shore Bonds are customarily dealt in
RMB	Renminbi, the official currency of the PRC; is generally used to denote the Chinese currency traded in the Onshore Renminbi (CNY) and the Offshore Renminbi (CNH) markets.
SFDR	Regulation (EU) 2019/2088 of 27 November 2019 on sustainability-related disclosures in the financial services sector, as amended
Share	a share of the Company
Shareholder	the owner of Share(s)
SICAV	open-ended investment company ("Société d'Investissement à Capital Variable")
Subscription Pre-notification Date	for subscription requests above the amount specified in the relevant Fund Information Sheet in Annex 2, three Week Days before the relevant Valuation Date
Taxonomy Regulation	Regulation (EU) 2020/852 of the European Parliament and of the Council of 18 June 2020 on the establishment of a framework to facilitate sustainable investment, and amending Regulation (EU) 2019/2088.
Transaction Request Form	the form to be used for transacting in Shares

UCI	Undertaking for Collective Investment within the meaning of Article 41 (1) e) of the Law
UCITS	Undertaking for Collective Investment in Transferable Securities authorised according to the Directive 2009/65/EC of the European Parliament and of the Council of 13 July 2009 on the coordination of laws, regulations and administrative provisions relating to undertakings for collective investments in transferable securities, as may be amended
Underlying Funds	Funds of the Company in which a Fund of Funds invests as defined in the relevant Fund Information Sheet in Annex 2
USA or US	the United States of America
US Person	a "US Person" as defined in Regulation S under the United States Securities Act of 1933, as amended, which includes any resident of the United States, or any corporation, partnership or other entity created or organised under the laws of the United States (including any estate of any such person created or organised in the United States)
Valuation Date	the date as of which the assets of a given Fund are valued, as defined in the relevant Fund Information Sheet in Annex 2
WACI	Weighted Average Carbon Intensity (CO ₂ e/US\$m revenue. Carbon dioxide equivalent (CO ₂ e) is the number of metric tons of CO ₂ emissions with the same global warming potential as one metric ton of another greenhouse gas)
Week Day	any calendar day other than a Saturday or a Sunday

Unless otherwise specified, all references to time are to Luxembourg time.

The Funds and their Structure

The Company is incorporated in Luxembourg as a SICAV under Part I of the Law, as described in more detail under "Capital International Fund – General and Corporate Information".

The Funds

The Company has adopted a multiple-compartment (or "umbrella") structure to provide investors with a choice of investment portfolios within the same investment vehicle. A separate Portfolio is maintained for each Fund and is invested in accordance with the investment objective applicable to the relevant Fund, and the assets of one Fund may only be used to cover the liabilities of such Fund. Each Fund may be differentiated by its specific investment objective and policy or other specific features, as described within the relevant Fund Information Sheet in Annex 2.

The Classes

Shares of each Fund may be divided into Class A4 Shares, Class A7 Shares, Class A9 Shares, Class A11 Shares, Class A13 Shares, Class A15 Shares, Class B Shares, Class BL Shares, Class C Shares, Class Y Shares, Class N Shares, Class P Shares, Class S Shares, Class Z Shares, Class ZL Shares and Class L Shares. In addition, some Classes of some Funds may be further broken down into Equivalent Classes, with particular features as described below. Classes will be activated by the Management Company. Active Classes available in each Fund and corresponding KIDs/KIIDs may be found on the Management Company's webpage at capitalgroup.com/international.

Each Class is primarily designed for certain categories of investors as described below.

- **Class A4, Class A7, Class A9, Class A11, Class A13, Class A15, and Equivalent Classes:** Class A4, Class A7, Class A9, Class A11 Shares, Class A13 Shares, Class A15 Shares and Shares of Equivalent Classes are available only to Qualifying Institutional Investors as defined below, and/or Capital Group Investors subject to conditions established from time to time by Capital Group. Eligibility for Class A4, Class A7, Class A9, Class A11, Class A13, Class A15 and Equivalent Classes is subject, in each Fund, to an initial investment and minimum amount to be held at any time by Qualifying Institutional Investors, as specified in the relevant Fund Information Sheet in Annex 2¹.

Qualifying Institutional Investors are defined as follows:

- Where investing their own assets, pension funds, social security institutions, charitable endowments, corporate treasurers, insurance, reinsurance companies and sovereign wealth funds and any State or State entity related, all subscribing on their own behalf.
- Collective investment undertakings, holding companies, credit institutions and other regulated professionals of the financial sector investing in their own name but on behalf of Qualifying Institutional Investors as defined above.

All Qualifying Institutional Investors meet the conditions of Article 174 of the Law.

- **Class C and Equivalent Classes:** Class C Shares and Shares of Equivalent Classes are available only to Institutional Investors which are Capital Group Investors, subject to conditions established from time to time by Capital Group, including the entering into of a separate agreement with respect to management fee, the Annual Administration Charge and/or other fund expenses, which are not deducted from these Shares' Net Asset Value.
- **Class Y and Equivalent Classes:** Class Y Shares and Shares of Equivalent Classes are available only to Capital Group Investors, subject to conditions established from time to time by Capital Group, including the entering into of a separate agreement with respect to management fee, the Annual Administration Charge and/or other fund expenses, which are not deducted from these Shares' Net Asset Value.
- **Class B and Equivalent Classes:** Class B Shares and Shares of Equivalent Classes are available for individual investors investing either with the assistance of Distributors or directly. No initial investment and minimum amount is required to invest in Class B Shares and Shares of Equivalent Classes. A sales charge of up to 5.25% may be withheld by Distributors and other Intermediaries in the case of Class B and Equivalent Classes, or by the Management Company, from any amount to be invested in Shares (a switch from one Fund to another is deemed a sale for this purpose).
- **Class BL and Equivalent Classes:** Class BL Shares and Shares of Equivalent Classes are available for individual investors investing with the assistance of Distributors which are subject to the minimum initial investment and amount held at any time as defined in the relevant Fund

¹ Unless a lower amount is approved by the Management Company's Board of Directors or results from market action. Different investment minima may apply if Shares are purchased with the assistance of a Distributor, as further detailed under "Distributors and other Intermediaries".

Information Sheet in Annex 2, as well as a separate agreement. A sales charge of up to 5.25% may be withheld by Distributors and other Intermediaries in the case of Class BL and Equivalent Classes, or by the Management Company, from any amount to be invested in Shares (a switch from one Fund to another is deemed a sale for this purpose).

- **Class N and Equivalent Classes:** Class N Shares and Shares of Equivalent Classes are available for individual investors investing with the assistance of Distributors. No initial investment and minimum amount is required to invest in Class N Shares and Shares of Equivalent Classes.
- **Class Z and Equivalent Classes:** Class Z Shares and Shares of Equivalent Classes are available to Distributors who are directly compensated by investors through separate fee arrangements, and are not allowed to accept and keep trail commissions, either due to regulatory restrictions such as EC Directive 2014/65/EC as amended (commonly referred to as "MiFID II") or similar laws and regulations or on the basis of contractual arrangements. No initial investment and minimum amount is required to invest in Class Z Shares and Shares of Equivalent Classes. Class Z Shares and Shares of Equivalent Classes are also available to Capital Group Investors subject to conditions established from time to time by Capital Group. A sales charge of up to 5.25% may be withheld by Distributors and other Intermediaries in the case of Class Z and Equivalent Classes, or by the Management Company, from any amount to be invested in Shares (a switch from one Fund to another is deemed a sale for this purpose).
- **Class P and Equivalent Classes:** Class P Shares and Shares of Equivalent Classes are available to Distributors who are directly compensated by investors through separate fee arrangements, and are not allowed to accept and keep trail commissions, either due to regulatory restrictions such as EC Directive 2014/65/EC as amended (commonly referred to as "MiFID II") or similar laws and regulations or on the basis of contractual arrangements. Eligibility for Class P Shares and Shares of Equivalent Classes is subject, in each Fund, to an initial investment and minimum amount to be held at any time by the Distributor, of USD 100 million, as specified in the relevant Fund Information Sheet in Annex 2¹. Class P Shares and Shares of Equivalent Classes are also available to Capital Group Investors subject to conditions established from time to time by Capital Group. A sales charge of up to 5.25% may be withheld by Distributors and other Intermediaries in the case of Class P and Equivalent Classes, or by the Management Company, from any amount to be invested in Shares (a switch from one Fund to another is deemed a sale for this purpose).
- **Class S and Equivalent Classes:** Class S Shares and Shares of Equivalent Classes are available to Distributors who are (i) directly compensated by the investors through separate fee arrangements, and are not allowed to accept and keep trail commissions, either due to regulatory restrictions such as EC Directive 2014/65/EC as amended (commonly referred to as "MiFID II") or similar laws and regulations or on the basis of contractual arrangements, and ii) Capital Group Investors, subject to conditions established from time to time by Capital Group including, but not limited to, the entering into of a separate agreement. A sales charge of up to 5.25% may be withheld by Distributors and other Intermediaries in the case of Class S and Equivalent Classes, or by the Management Company, from any amount to be invested in Shares (a switch from one Fund to another is deemed a sale for this purpose).
- **Class ZL and Equivalent Classes:** Class ZL Shares and Shares of Equivalent Classes are available to Distributors who are directly compensated by the investors through separate fee arrangements, and are not allowed to accept and keep trail commissions, either due to regulatory restrictions such as EC Directive 2014/65/EC as amended (commonly referred to as "MiFID II") or similar laws and regulations or on the basis of contractual arrangements. Eligibility for Class ZL Shares and Shares of Equivalent Classes is subject, in each Fund, to an initial investment and minimum amount to be held at any time by the Distributor, of USD 500 million, as specified in the relevant Fund Information Sheet in Annex 2². Class ZL Shares and Shares of Equivalent Classes are also available to Capital Group Investors subject to conditions established from time to time by Capital Group. A sales charge of up to 5.25% may be withheld by Distributors and other Intermediaries in the case of Class ZL and Equivalent Classes, or by the Management Company, from any amount to be invested in Shares (a switch from one Fund to another is deemed a sale for this purpose).
- **Class L and Equivalent Classes:** Class L Shares and Shares of Equivalent Classes are available to Distributors who are (i) directly compensated by the investors through separate fee arrangements, and are not allowed to accept and keep trail commissions, either due to regulatory restrictions such as EC Directive 2014/65/EC as amended (commonly referred to as "MiFID II") or similar laws and regulations or on the basis of contractual arrangements, (ii) Distributors who have entered into a separate agreement with the Management Company and have a significant investment in the relevant Fund as determined by the Management Company and (iii) Capital Group Investors, subject to conditions established from time to time by Capital Group including, but not limited to, the entering into of a separate agreement. A sales charge of up to 5.25% may be withheld by Distributors and other Intermediaries in the case of Class L and Equivalent Classes, or by the Management Company, from any amount to be invested in Shares (a switch from one Fund to another is deemed a sale for this purpose).

Each Class and Equivalent Class may be available in the following currencies: CHF, EUR, GBP, JPY and USD or any other freely convertible currency. Each Class and Equivalent Class may also be available in RMB. The list of available Payment Currencies in each active Class and Equivalent Class can be found online on the Management Company's webpage at capitalgroup.com/international.

Equivalent Classes have the following additional features:

- **Dividend-distributing Equivalent Classes:** It is intended that these Classes will distribute dividends (see "Dividend Policy" for details). All such Classes are equivalent to one of the above Classes, other than with respect to dividend distribution.

These are marked by a "d", "ad", "fd", "fyd" or "gd", depending on the applicable dividend methodology (see "Dividend Policy" for details).
- **Hedged Equivalent Classes:** All such Classes are equivalent to one of the above Classes, other than with respect to currency hedging. These Classes seek to limit exposure of their Shareholders to currencies other than the currency referred to in the relevant Class's designation; a systematic passive currency-hedging overlay will be performed by JPMorgan Chase Bank, N.A. on a significant part of the assets of the relevant Fund attributable to these Classes. Over-hedged or under-hedged positions may arise unintentionally due to specific factors such as the net flows or fluctuations in the net asset value of the Class, however, over-hedged positions will not exceed 105% of the net asset value of the relevant Hedged Equivalent Class and under-hedged positions will not fall below 95% of the portion of the net asset value of the Hedged Equivalent Class which is to be hedged. The hedged positions will be kept under review to ensure that under-hedged positions do not fall below the level set out above and are not carried forward from month to month and that over-hedged positions materially in excess of 100% will not be carried forward from month to month. The actual passive currency-hedging overlay methodology will vary from Class to Class, as described in the relevant Fund Information Sheet in Annex 2. Passive currency-hedging overlay will not completely eliminate the exposure to currency movements, and proxy hedging may, for instance, be used when the underlying currency is not liquid or is closely linked to another currency. The costs of passive currency-hedging overlay and gains/losses from hedging transactions are borne by the relevant Hedged Equivalent Class(es).

Investors should be aware that any currency hedging process may not give a precise hedge. Furthermore, there is no guarantee that the hedging will be totally successful. Investors in the currency Hedged Share Classes may have exposure to currencies other than the currency of their Share

² Unless a lower amount is approved by the Management Company's Board of Directors or results from market action. Different investment minima may apply if Shares are purchased with the assistance of a Distributor, as further detailed under "Distributors and other Intermediaries".

Class. Shareholders of Hedged Equivalent Classes should note that returns of Hedged Equivalent Classes may be significantly different over time than those of unhedged Classes and that passive currency-hedging overlay may limit their ability to benefit from the currency diversification undertaken within the portfolio.

These are marked by a "h" and a reference to the currency being hedged into. An up-to-date list of Classes with a contagion risk can be obtained from the Management Company upon request.

- **Dividend-distributing Hedged Equivalent Classes:** These Classes combine the features of Dividend-distributing Equivalent Classes and Hedged Equivalent Classes. All such Classes are equivalent to one of the above Classes, other than with respect to dividend distribution and currency hedging.

These are marked by a "dh", "adh", "fdh", "fydh" or "gdh" and a reference to the currency being hedged into.

Classes distributing dividends monthly are marked by a "m" depending on the applicable dividend methodology (see "Dividend Policy" for details).

The Management Company may ask the applicant investor and/or the Distributor or other Intermediary, as the case may be, to supply any relevant eligibility information (Please refer to "Restrictions on Ownership"). In considering the qualification of a subscriber or a transferee as an Institutional Investor, the Management Company will have due regard to any guidelines or recommendations issued by Luxembourg authorities. Institutional Investors subscribing for Shares of Class A4, Class A7, Class A9, Class A11, Class A13, Class A15, Class C, Class Y or corresponding Equivalent Classes in their own name, but on behalf of a third party, must certify to the Management Company that the subscription is made on behalf of an Institutional Investor and the Management Company may require, at its sole discretion, evidence that the beneficial owner of the Shares is an Institutional Investor.

If the Management Company determines, in its discretion, that the applicant investor is not eligible for the selected Class, it may reject the investment request. If the Management Company determines, in its discretion, that an existing investor is not eligible anymore in the Class it is invested in it may, in its discretion, switch the investor into the nearest similar available Class without seeking any pre-approval from the investor or redeem the investor.

Prospective investors are invited to ascertain with the Administrative Manager that a Class is active before making their subscription; processing of subscription applications in a Class that is not yet active may be delayed and Shares will be issued at the Net Asset Value, potentially adjusted upwards or downwards as the case may be as described under "Swing pricing adjustment", of the Valuation Date on which the Class is effectively launched.

In any such case, or where the Company has had to switch Shares into a Class that was not the Class originally invested in, it will inform the investor promptly. It will be the investor's responsibility to apply for a conversion of his holding back into the Class originally invested in if he later again becomes eligible for such Class.

The Company reserves the right to de-register in Taiwan at any time if, in the opinion of the Investment Adviser, it is likely that such Investment Adviser's investment conviction will lead the Company to, in the near future, exceed any then applicable Taiwanese limit on investing in Mainland China securities.

The Shares

Shares are available in registered form only. Fractions of Shares may be issued. Each whole Share or fraction of a Share is entitled to participate equally, within its Fund and within its Class, in the profits of, and distributions by, the Company and in its assets on liquidation. Otherwise, all Shares have the same rights and privileges, except as described under "The Classes", "Dividend Policy" and "Expenses". Each whole Share is entitled to one vote at all meetings of Shareholders; fractions of Shares will not entitle the holder to vote. The Shares are fully paid and have no preferential or pre-emptive rights.

Investment Objectives and Policies

The objective of the Company is to seek to achieve the objective of each Fund as described within the relevant Fund Information Sheet in Annex 2 for the benefit of its Shareholders. The assets of each Fund are invested with a long-term perspective in accordance with the objective of the relevant Fund, subject to the investment restrictions described in Annex 1 and in the Fund Information Sheet of the relevant Fund in Annex 2.

Information relating to historical investment results of each Class will be found in the KIDs/KIIDs.

Sustainability-related Disclosures

Regulation (EU) 2019/2088 of 27 November 2019 on sustainability-related disclosures in the financial services sector, as amended (the "SFDR"), governs the transparency requirements regarding the integration of sustainability risks into investment decisions, the consideration of adverse sustainability impacts and the disclosure of Environment, Social and Governance ("ESG") and sustainability-related information. Pursuant to SFDR, the Management Company is required to disclose the manner in which sustainability risks are integrated into the investment decision and the results of the assessment of the likely impacts of sustainability risks on the returns of each Fund.

Sustainability risks ("Sustainability Risks") refer to ESG events or conditions that, if they occur, could cause an actual or a potential material negative impact on the value of the investments of a Fund. Sustainability Risks are linked to environmental-related events resulting from climate change (also known as physical risks) or to the society's response to environmental change (also known as transition risks), which may result in losses that could affect the investments of a Fund. Social conditions (e.g., oversight, remuneration, labour relations, investment in human capital, accident prevention, changing customer behaviour, products quality and safety, selling practices) or governance shortcomings (e.g., recurrent significant breach of international agreements, bribery issues, etc.) may also translate into Sustainability Risks. Sustainability Risks are identified, managed and monitored through the Management Company's risk management process and throughout the investment process, using proprietary investment frameworks, engagement and monitoring processes.

Please refer to the section titled "Risk Warnings" of this Prospectus and to the Management Company's ESG Policy for further details on the Sustainability Risks. The Management Company and Investment Advisers' integration of Sustainability Risks in the investment decision-making process is reflected in the Management Company's ESG Policy, which may be obtained from [https://www.capitalgroup.com/content/dam/cgc/tenants/eacg/esg/files/esg-policy-statement\(en\).pdf](https://www.capitalgroup.com/content/dam/cgc/tenants/eacg/esg/files/esg-policy-statement(en).pdf).

When managing any of its Funds, the Management Company and/or the Investment Advisers consider Sustainability Risks alongside financial and economic indicators in its investment research and analysis, as well as other risks. The assessment process is consistent across the Funds and enables the Management Company and/or the Investment Advisers to identify and manage structural and emerging Sustainability Risks.

ESG Investment Frameworks and Monitoring Process

With regards to the investment frameworks, Capital Group's equity and fixed income investment analysts have developed more than 30 sector-specific, proprietary ESG investment frameworks for companies. These frameworks help our investment professionals identify and assess the most relevant and material long-term ESG issues that could affect investments of a Fund. We have a standalone framework for sovereigns that has been built in-house.

Where data is available, Capital Group's equity, corporate bond and sovereign bond holdings are monitored for elevated Sustainability Risks. Corporate and sovereign holdings are reviewed against third-party data from a range of providers to identify Sustainability Risks and violations of international norms. Low-rated companies and countries are flagged for review by Capital Group's investment professionals. During this process material risks that are identified and that are not mitigated by the issuer are escalated for additional review and monitoring. The next action to take is identified, and options may include additional company engagement, regular monitoring and divestment.

Engagement and Stewardship

Engaging with companies on ESG issues, including those identified via the monitoring and framework process, is also an important part. Engagement generally involves meetings between investment professionals and company management to understand how issuers are managing material Sustainability Risks and opportunities. This provides insights which combined with data, give us a better understanding of how Sustainability Risks could impact the current or future value of an investment. In addition, voting on proxies is also an integral part of our engagement and investment process.

Integration

The output of this process is used as an additional non-binding input in Capital Group's forward-looking assessment alongside financial and economic considerations. Capital Group's integration of Sustainability Risks in the investment decision-making process is reflected in Capital Group's ESG Policy. For certain Funds as detailed in relevant Fund Information Sheet in Annex 2, additional binding investment criteria are applied.

The Investment Advisers take Sustainability Risks into account in their investment decision making process to the extent that they represent a potential or actual material risk to maximising the long-term risk-adjusted returns of the Funds. The assessment of the likely impact of Sustainability Risks on the Fund's return will depend on the investment policy and the type of securities held in its portfolio. Capital Group's integration of Sustainability Risks are embedded and relevant across the investment process for the Funds.

In addition to the above and as described within the relevant Fund Information Sheet in Annex 2, some Funds are subject to the requirements of Article 8 of the SFDR. These Funds integrate Sustainability Risks in the investment decision-making process and consider environmental or social characteristics, or a combination of those characteristics as part of their investments within the meaning of Article 8 of the SFDR. Only these Funds consider certain principal adverse impacts as disclosed in the relevant Fund Information Sheet in Annex 2 on sustainability factors as part of the sustainability indicators used to measure the attainment of each of the environmental or social characteristics, or a combination of those characteristics, promoted by those Funds. As at the date of this Prospectus, the other Funds do not consider principal adverse impacts on sustainability factors because they are not appropriate for the investment policies and/or distribution channels of these Funds. The situation may however be reviewed going forward.

Information about the environmental or social characteristics of Funds classified as Article 8 of the SFDR is available in the relevant Fund Information Sheet in Annex 2.

Taxonomy Regulation

Unless otherwise described in the Fund Information Sheet in Annex 2, the investments underlying the Funds do not take into account the EU criteria for environmentally sustainable economic activities for the purpose of the Taxonomy Regulation. Funds that promote environmental or social characteristics within the meaning of Article 8 of the SFDR, as described within the relevant Fund Information Sheet in Annex 2, do not commit to make investments in activities aligned with the Taxonomy Regulation. It is however not excluded that such Funds may invest in underlying investments that contribute to environmental objectives as per the Taxonomy Regulation.

Risk Warnings

General Investment Risk

The Company, as an umbrella fund, comprises different Funds, each with a different investment objective and risk profile. Investments in all Funds are subject to market and other risks such as counterparty and liquidity risks. Past results are no indication of future results and investors may get back less than they originally invested. There can be no guarantee that the investment objectives will be realised. This and other risks should be considered carefully by prospective investors. The Company seeks, as far as is feasible, to reduce these risks by careful management of its assets. However, there can be no assurance that these efforts will be successful.

Specific Risks

The list of risks indicated below is not exhaustive, and any investments are subject to any risks related to international investment generally.

Equities

Some Funds will invest in Equities. The prices of Equity securities may decline in response to certain events, including but not limited to those directly affecting the companies whose securities are owned by the relevant Fund; conditions affecting the general economy; overall market changes; local, regional or global political, social or economic instability; and currency fluctuations.

Bonds

Some Funds will invest in Bonds, which includes green bonds and perpetual bonds. The market values of Bonds generally vary inversely with the level of interest rates – when interest rates rise, their values will tend to decline and vice versa. The magnitude of these changes generally will be greater the longer the remaining maturity of the security.

Funds investing in Bonds will be exposed to credit risk. Securities which are subordinated and/or have a lower credit rating are generally considered to have a higher credit risk and a greater possibility of default than more highly rated securities. In the event that the issuer experiences financial or

economic difficulties, this may affect the value of, and/or any amounts paid on, the relevant securities. Borrowers that are in bankruptcy or restructuring may never pay off their indebtedness, or they may pay only a small fraction of the amount owed. Direct indebtedness of countries, particularly Emerging Markets, also involves a risk that the governmental entities responsible for the repayment of the debt may be unable, or unwilling, to pay interest and repay principal when due. Securities ratings by credit rating agencies are a generally recognised barometer of credit risk; however, an issuer's rating is heavily weighted by past developments and does not necessarily reflect probable future conditions. There is frequently a lag between the time the rating is assigned and the time it is updated; and there may be varying degrees of difference in credit risk of securities within each rating category. While Investment Grade Bonds usually have a higher capacity to pay interest and repay principal than lower-rated securities, there are no assurances that losses will not occur with respect to these investments.

High Yield Bonds

Some Funds will invest in High Yield Bonds. These Bonds typically are subject to greater market fluctuations and to greater risk of loss of income and principal due to default by the issuer than are higher-rated Bonds. Lower-rated Bonds' values tend to reflect short-term corporate, economic and market developments and investor perceptions of the issuer's credit quality to a greater extent than lower-yielding higher-rated Bonds. In addition, it may be more difficult to dispose of, or to determine the value of, High Yield Bonds. Bonds rated BB+ or Ba1 or lower are described by the ratings agencies as "predominantly speculative with respect to capacity to pay interest and repay principal in accordance with the terms of the obligation. While such debt will likely have some quality and protective characteristics, these are outweighed by large uncertainties or major risk exposures to adverse conditions."

Distressed securities

Some Funds may invest in distressed securities (which we define as having a credit rating lower than CCC- by Standard & Poor's or equivalent) at the time of purchase. Such securities may be regarded as predominantly speculative with respect to the issuer's capacity to pay interest and principal or meet other obligations contained in an indenture or credit agreement. These Funds may also invest in debt securities on which the issuer is not currently making interest payments (defaulted debt securities). Distressed and defaulted debt securities may be unsecured and/or subordinated to other outstanding liabilities of the issuer. Whilst holders of distressed or defaulted securities may benefit from certain legal protections applicable to such securities, these protections may be outweighed by other legal or economic risks. Therefore, a Fund may lose its entire investment, may receive cash or securities (including equity securities) with a value less than its original investment and/or may be required to accept payment over an extended period of time. Efforts to maximize the value of these securities may involve additional cost for the relevant Fund. It may also be more difficult to dispose of, and to determine the value of, distressed and defaulted securities as compared to higher rated debt securities.

Notwithstanding the above paragraph, if a security satisfies the Fund's credit rating criteria at the time of purchase and subsequently is downgraded to a rating which would result in the security being classified as a "distressed security", the Fund will not be required to dispose of such security. If such a downgrade occurs, the Investment Adviser(s) will consider what action is in the best interest of the Fund, its Shareholders and in line with the relevant Fund investment objective.

Sovereign Debt

Some Funds will invest in sovereign debt and thus may be exposed to credit risk of the relevant governmental issuers. The said Funds could lose money if such issuers default and there may not be any bankruptcy proceedings by which said Funds could enforce their rights in whole or in part.

European Monetary Union (EMU)

Some Funds will invest in countries that are members of the EMU. While some of these countries will retain relatively high credit ratings, there is a risk that one or several countries exit the Eurozone or a country within the Eurozone may default, leading to the break-up of the Eurozone. Such crisis may have significant negative impact on said Funds (such as default or downgrading of the security issued by a sovereign issuer and higher volatility, liquidity and foreign exchange risk associated with investments in European securities).

The performance of said Fund could deteriorate should there be any adverse credit events in the European region (e.g. downgrade of the sovereign credit rating of a European country or a default or bankruptcy of a European country and/or a sovereign issuer).

Emerging Markets

Some Funds will invest in Emerging Markets securities. Investing in Emerging Markets may involve risks in addition to and greater than those generally associated with investing in the securities markets of developed countries. For instance, Emerging Markets tend to have less developed political, economic and legal systems than those in developed countries. Accordingly, the governments of these countries may be less stable and more likely to intervene in the market economy, for example, by imposing capital controls, nationalizing a company or industry, placing restrictions on foreign ownership and on withdrawing sale proceeds of securities from the country, and/or imposing punitive taxes that could adversely affect the prices of securities. Information regarding issuers in developing countries may be limited, incomplete or inaccurate, and such issuers may not be subject to regulatory, accounting, auditing, and financial reporting and recordkeeping standards comparable to those to which issuers in developed countries are subject. The Fund's rights with respect to its investments in Emerging Markets, if any, will generally be governed by local law, which may make it difficult or impossible for the Funds to pursue legal remedies or to obtain and enforce judgements in local courts. In addition, the economies of these countries may be dependent on relatively few industries, may have limited access to capital and may be more susceptible to changes in local and global trade conditions and downturns in the world economy. Securities markets in these countries can also be relatively small and have substantially lower trading volumes. As a result, securities issued in these countries may be more volatile and less liquid, and may be more difficult to value, than securities issued in countries with more developed economies and/or markets. Additionally, there may be increased settlement risks for transactions in local securities. Less certainty with respect to security valuations may lead to additional challenges and risks in calculating the Funds' Net Asset Value. Additionally, Emerging Markets are more likely to experience problems with the clearing and settling of trades and the holding of securities by banks, agents and depositories that are less established than those in developed countries.

Furthermore, in jurisdictions where direct foreign investment is limited or prohibited (such as the PRC, Emerging Markets), the Fund may invest in operating companies based in such jurisdictions through vehicles called Variable Interest Entities (hereinafter "VIE"). A VIE structure is an offshore intermediary entity that, based on contractual agreements, seeks to replicate the rights and obligations of direct equity ownership in such operating business. Because the contractual arrangements do not in fact bestow the Fund with actual equity ownership in the operating company, VIE structures may limit the Fund's rights as an investor and create significant additional risks. For example, local government authorities may determine that such structures do not comply with applicable laws and regulations, including those relating to restrictions on foreign ownership. In such event, the intermediary entity and/or the operating business may be subject to penalties, revocation of business and operating licenses or forfeiture of foreign ownership interests, and the Fund's economic interests in the underlying operating business and its rights as an investor may not be recognized, resulting in a loss to the Fund and its Shareholders. In addition, exerting control through contractual arrangements may be less effective than direct equity ownership, and a company may incur substantial costs to enforce the terms of such arrangements, including those relating to the allocation of assets among the entities. VIE structures may also be disregarded for tax purposes by local tax authorities, resulting in increased tax liabilities, and the Fund's control over – and distributions due from – such structures may be jeopardized if the individuals who hold the equity interest in VIE structures breach the terms of the agreements. While VIE structures may be widely used to accommodate limits on foreign ownership in certain jurisdictions,

there is no assurance that they will be recognized and/or upheld by local regulatory authorities or that disputes regarding the same will be resolved consistently. There is a risk that this could have severe adverse impacts on the value of the investments in VIE structures.

Certain risk factors related to Emerging Markets

Currency fluctuations

Certain Emerging Markets' currencies have experienced and in the future may experience significant declines against major convertible currencies. Further, the Fund may lose money due to losses and other expenses incurred in converting various currencies to purchase and sell securities, as well as from currency restrictions, exchange control regulation and currency devaluations.

Government regulation

Certain Emerging Markets lack uniform accounting, auditing and financial reporting and disclosure standards, may have often less governmental supervision of financial markets than in developed countries, and may not in many cases honor legal rights or protections enjoyed by investors in developed countries. Certain governments may be more unstable and present greater risks of nationalization or restrictions on foreign ownership of local companies. Repatriation of investment income, capital and the proceeds of sales by foreign investors may require governmental registration and/or approval in some Emerging Markets. While the relevant Fund will only invest in markets where these restrictions are considered acceptable by the Investment Adviser(s), a country could impose new or additional repatriation restrictions after the Fund's investment. If this happened, the Fund's response might include, among other things, applying to the appropriate authorities for a waiver of the restrictions or engaging in transactions in other markets designed to offset the risks of decline in that country. Such restrictions will be considered in relation to the Fund's liquidity needs and other factors. Further, some attractive equity securities may not be available to the Fund if foreign investors already hold the maximum amount legally permissible.

While government involvement in the private sector varies in degree among Emerging Markets, such involvement may in some cases include government ownership of companies in certain sectors, wage and price controls or imposition of trade barriers and other protectionist measures. With respect to any Emerging Markets, there is no guarantee that some future economic or political crisis will not lead to price controls, forced mergers of companies, expropriation, or creation of government monopolies to the possible detriment of the Fund's investments.

Fluctuations in inflation rates

Rapid fluctuations in inflation rates may have negative impacts on the economies and securities markets of certain Emerging Markets countries.

Less developed securities markets

Emerging Markets may have in general less well-developed and regulated securities markets and exchanges. These markets have lower trading volumes than the securities markets of more developed countries and may be unable to respond effectively to increases in trading volume. Consequently, these markets may be substantially less liquid than those of more developed countries, and the securities of issuers located in these markets may have limited marketability. These factors may make prompt liquidation of substantial portfolio holdings difficult or impossible at times.

Settlement risks

Settlement systems in Emerging Markets are generally less well organized than those of developed markets. Supervisory authorities may also be unable to apply standards comparable to those in developed markets. Thus, there may be risks that settlement may be delayed and that cash or securities belonging to the Fund may be in jeopardy because of failures of or defects in the systems. In particular, market practice may require that payment be made before receipt of the security being purchased or that delivery of a security be made before payment is received. In such cases, default by a broker or bank (the "counterparty") through whom the transaction is effected might cause the Fund to suffer a loss. The Fund will seek, where possible, to use counterparties whose financial status is such that this risk is reduced. However, there can be no certainty that the Fund will be successful in eliminating this risk, particularly as counterparties operating in Emerging Markets frequently lack the standing or financial resources of those in developed countries. There may also be a danger that, because of uncertainties in the operation of settlement systems in individual markets, competing claims may arise with respect to securities held by or to be transferred to the Fund.

Limited market information

The Company may encounter problems assessing investment opportunities in certain Emerging Markets in light of limitations on available information and different accounting, auditing and financial reporting standards. In such circumstances, the Fund's Investment Adviser(s) will seek alternative sources of information, and to the extent the Investment Adviser(s) is not satisfied with the sufficiency of the information obtained with respect to a particular market or security, the Fund will not invest in such market or security.

Taxation

Taxation of dividends, interest and capital gains received by the Fund varies among Emerging Markets and, in some cases, is comparatively high. In addition, Emerging Markets typically have often less well-defined tax laws and procedures and such laws may permit retroactive taxation so that the Fund could become subject in the future to local tax liability that it had not reasonably anticipated in conducting its investment activities or valuing its assets.

Litigation

The Company and its Shareholders may encounter substantial difficulties in obtaining and enforcing judgments against individuals residing and companies domiciled in certain Emerging Markets.

Fraudulent securities

Shares purchased by the Fund may subsequently be found to be fraudulent or counterfeit, resulting in a loss to the Fund.

People's Republic of China

Investors should note that the risks of investing in the PRC also apply. Investments in the PRC are currently subject to certain additional risks, particularly regarding the ability to deal in securities in the PRC. As a result, the Company may choose to gain exposure to PRC securities indirectly and may be unable to gain full exposure to the PRC markets. The PRC is one of the world's largest global emerging markets. Investing in the securities markets in the PRC is subject to the risks of investing in Emerging Markets generally as well as to specific risks relating to the PRC market.

The economy in the PRC, which has been in a state of transition from a planned economy to a more market orientated economy, differs from the economies of most developed countries and investing in the PRC may be subject to greater risk of loss than investments in developed markets. Any

political changes, social instability and adverse diplomatic developments which may take place in, or in relation to, the PRC could result in significant fluctuation in the price of Chinese securities and a negative impact on investments in the PRC market. Given the short history of the PRC system of commercial laws, the PRC regulatory and legal framework may not be as well developed as those of developed countries. As the PRC legal system develops, no assurance can be given that changes in such laws and regulations, their interpretation or their enforcement will not have a material adverse effect on the Company's onshore investments. Chinese accounting standards and practices may deviate significantly from international accounting standards. The settlement and clearing systems of the PRC securities markets may not be well tested and may be subject to increased risks of error or inefficiency. There are risks and uncertainties associated with the current PRC tax laws, regulations and practice on any Fund's investments in the PRC. Any increased tax liabilities on the Fund may adversely affect the Fund's value.

The RMB, the lawful currency of the PRC, is not currently a freely convertible currency and is subject to exchange control imposed by the PRC government. Such control of currency conversion and movements in the RMB exchange rates may adversely affect the operations and financial results of companies in the PRC.

Insofar as the Company may invest in the PRC, it will be subject to the risk of the PRC government's imposition of restrictions on the repatriation of funds or other assets out of the country, limiting the ability of the Company to satisfy payments to investors. This may impact the liquidity of the relevant Fund and its ability to meet redemption requests upon demand.

Shanghai-Hong Kong Stock Connect and Shenzhen-Hong Kong Stock Connect

Some Funds may invest via the Shanghai-Hong Kong Stock Connect and Shenzhen-Hong Kong Stock Connect (collectively "Stock Connects"), as specified in the relevant Fund Information Sheet in Annex 2. The Shanghai-Hong Kong Stock Connect is a securities trading and clearing linked program developed by Stock Exchange of Hong Kong Limited (the "SEHK"), Shanghai Stock Exchange ("SSE") and China Securities Depository and Clearing Corporation Limited ("ChinaClear") and the Shenzhen-Hong Kong Stock Connect is a securities trading and clearing linked program developed by SEHK, Shenzhen Stock Exchange ("SZSE") and ChinaClear, both aiming to achieve mutual stock market access between the PRC and Hong Kong. Hong Kong Securities Clearing Company Limited (HKSCC), a wholly-owned subsidiary of SEHK, and ChinaClear will be responsible for the clearing, settlement and the provision of depository, nominee and other related services of the trades executed by their respective market participants and/or investors.

The Shanghai-Hong Kong Stock Connect comprises a Northbound Shanghai Trading Link and a Southbound Hong Kong Trading Link. Under the Northbound Shanghai Trading Link, Hong Kong and overseas investors, through their Hong Kong brokers and a securities trading service company established by the SEHK, may be able to trade eligible securities, such as China A Shares listed on the SSE by routing orders to SSE. Under the Southbound Hong Kong Trading Link under Shanghai-Hong Kong Stock Connect, investors in the PRC will be able to trade certain securities listed on the SEHK. Under a joint announcement issued by the SFC and China Securities Regulatory Commission ("CSRC") on 10 November 2014 the Shanghai-Hong Kong Stock Connect commenced trading on 17 November 2014.

The Shenzhen-Hong Kong Stock Connect comprises a Northbound Shenzhen Trading Link and a Southbound Hong Kong Trading Link. Under the Northbound Shenzhen Trading Link, Hong Kong and overseas investors, through their Hong Kong brokers and a securities trading service company established by SEHK, may be able to trade eligible securities listed on the SZSE by routing orders to SZSE. Under the Southbound Hong Kong Trading Link under Shenzhen-Hong Kong Stock Connect investors in the PRC will be able to trade certain securities listed on the SEHK. The Shenzhen -Hong Kong Stock Connect was launched in December 2016.

The trading is subject to rules and regulations issued from time to time. Trading under the Shanghai-Hong Kong Stock Connect and Shenzhen-Hong Kong Stock Connect are both subject to a daily quota ("Daily Quota"). Northbound Shanghai Trading Link and Southbound Hong Kong Trading Link under the Shanghai-Hong Kong Stock Connect as well as Northbound Shenzhen Trading Link and Southbound Hong Kong Trading Link under the Shenzhen-Hong Kong Stock Connect will be subject to a separate set of Daily Quota. The Daily Quota limits the maximum net buy value of cross-boundary trades under the Shanghai-Hong Kong Stock Connect and Shenzhen-Hong Kong Stock Connect each day.

Investments in securities traded and cleared on the Stock Connects are subject to various risks, as described in detail below:

Quota Limitations

The Stock Connects are subject to Daily Quota. The quotas do not belong to the Funds and are utilised on a first-come-first-serve basis. Therefore, once the Daily Quota is exceeded, buy orders will be rejected (although investors will be permitted to sell their cross-boundary securities regardless of the quota balance). Therefore, quota limitations may restrict the relevant Fund's ability to invest in the eligible securities through the Stock Connects on a timely basis, and the Fund may not be able to effectively pursue its investment strategy.

The SEHK monitors the quota and published the remaining balance of the northbound trading Daily Quota at scheduled times on the SEHK's website. The Daily Quota may change in future. The Management Company will not notify investors in case of a change of quota.

Legal / Beneficial Ownership

The SSE and SZSE securities are held by the Depository/ sub-custodian in accounts in the Hong Kong Central Clearing and Settlement System ("CCASS") maintained by the HKSCC as central securities depository in Hong Kong. HKSCC in turn holds the SSE and SZSE securities, as the nominee holder, through an omnibus securities account in its name registered with ChinaClear for each of the Stock Connects. The precise nature and rights of the Fund as the beneficial owner of the SSE and SZSE securities through HKSCC as nominee is not well defined under PRC law. There is lack of a clear definition of, and distinction between, "legal ownership" and "beneficial ownership" under PRC law and there have been few cases involving a nominee account structure in the PRC courts. Therefore the exact nature and methods of enforcement of the rights and interests of the Stock Connect Funds under PRC law is uncertain. Because of this uncertainty, in the unlikely event that HKSCC becomes subject to winding up proceedings in Hong Kong it is not clear if the SSE and SZSE securities will be regarded as held for the beneficial ownership of the Fund or as part of the general assets of HKSCC available for general distribution to its creditors.

Clearing and Settlement Risk

HKSCC and ChinaClear have established the clearing links and each has become a participant of the other to facilitate clearing and settlement of cross-boundary trades. For cross-boundary trades initiated in a market, the clearing house of that market will on one hand clear and settle with its own clearing participants, and on the other hand undertake to fulfil the clearing and settlement obligations of its clearing participants with the counterparty clearing house.

As the national central counterparty of the PRC's securities market, ChinaClear operates a comprehensive network of clearing, settlement and stock holding infrastructure. ChinaClear has established a risk management framework and measures that are approved and supervised by the CSRC. The chances of ChinaClear default are considered to be remote. In the remote event of a ChinaClear default, HKSCC's liabilities in SSE and SZSE securities under its market contracts with clearing participants will be limited to assisting clearing participants in pursuing their claims against ChinaClear. HKSCC should in good faith, seek recovery of the outstanding securities and monies from ChinaClear through available legal channels or

through ChinaClear's liquidation. In that event, the relevant Fund may suffer delay in the recovery process or may not fully recover its losses from ChinaClear.

Suspension Risk

Each of the SEHK, SSE and SZSE reserves the right to suspend trading if necessary for ensuring an orderly and fair market and that risks are managed prudently. Consent from the relevant regulator would be sought before a suspension is triggered. Where a suspension is effected, the relevant Fund's ability to access the PRC market will be adversely affected.

Differences in Trading Day

The Stock Connects only operate on, and therefore investors (including the Funds) can only trade on, days when both the PRC and Hong Kong markets are open for trading and when banks in both markets are open and banking services are available in both markets on the corresponding settlement days. So it is possible that there are occasions when it is a normal trading day for the PRC market but the Stock Connect Funds cannot carry out any trading via the Stock Connects. The Fund may be subject to a risk of price fluctuations in the relevant securities during the time when any of the Stock Connects is not trading as a result.

Operational Risk

The Stock Connects are premised on the functioning of the operational systems of the relevant market participants. Market participants are permitted to participate in this program subject to meeting certain information technology capability, risk management and other requirements as may be specified by the relevant exchange and/or clearing house.

The securities regimes and legal systems of the two markets differ significantly and market participants may need to address issues arising from the differences on an on-going basis. There is no assurance that the systems of the SEHK and market participants will function properly or will continue to be adapted to changes and developments in both markets. In the event that the relevant systems fail to function properly, trading in both markets through the program could be disrupted. The relevant Fund's ability to access the PRC market (and hence to pursue its investment strategy) may be adversely affected.

Regulatory Risk

The Stock Connects are a novel concept. The current regulations are untested and there is no certainty as to how they will be applied. In addition, the current regulations are subject to change which may have potential retrospective effects and there can be no assurance that the Stock Connects will not be abolished. New regulations may be issued from time to time by the regulators / stock exchanges in the PRC and Hong Kong in connection with operations, legal enforcement and cross-border trades under the Stock Connect. The relevant Fund may be adversely affected as a result of such changes.

Recalling of Eligible Securities

When a security is recalled from the scope of eligible securities for trading via the Stock Connects, the security can only be sold but is restricted from being bought. This may affect the investment portfolio or strategies of the relevant Fund, for example, if the Investment Adviser wishes to purchase a security which is recalled from the scope of eligible securities.

Disclosure Requirements

Under Stock Connect, trading in SSE and SZSE Securities is subject to market rules and disclosure requirements in the PRC stock market. Any changes in laws, regulations and policies of the China A-Shares market or rules in relation to Stock Connect may affect share prices. The Fund is subject to restrictions on trading (including restriction on retention of proceeds) in China A-Shares as a result of its interest in the China A-Shares. The Investment Adviser is solely responsible for compliance with all notifications, reports and relevant requirements in connection with its interests in China A-Shares. Under current PRC rules, once an investor holds more than 5% of the shares of a company listed on the SSE or SZSE, the investor is required to disclose its interest within three working days and during which it cannot trade the shares of that company. The investor is also required to disclose any change in its shareholding and comply with related trading restrictions in accordance with PRC rules.

Investor Compensation

Investment in SSE and SZSE securities via the Stock Connects is conducted through brokers, and is subject to the risks of default by such brokers' in their obligations. Prior to 1 January 2020, the Hong Kong's Investor Compensation Fund, which has been established to pay compensation to eligible investors of any nationality who suffer pecuniary losses as a result of default of a licensed intermediary or authorised financial institution in relation to exchange-traded products in Hong Kong, did not cover investments through northbound trading links under the Stock Connect. With effect from 1 January 2020, the Hong Kong Investor Compensation Fund was expanded to cover trading on northbound trading links and covers losses suffered by eligible investors resulting from defaults by relevant brokers in their obligations. Examples of default are insolvency, in bankruptcy or winding up, breach of trust, defalcation, fraud or misfeasance.

According to the Measures for the Administration of Securities Investor Protection Fund, the functions of China Securities Investor Protection Fund ("CSIPF") include "indemnifying creditors as required by China's relevant policies in case a securities company is subjected to compulsory regulatory measures including dissolution, closure, bankruptcy and administrative takeover by the CSRC and custodian operation" or "other functions approved by the State Council". However, since Northbound Trading is carried out through securities brokers in Hong Kong and not PRC brokers, the CSIPF also does not extend to protect defaults experienced on Northbound Trading.

Conversion Risk

Investors, including the relevant Funds, can trade and settle SSE Securities and SZSE Securities in RMB only.

The Fund, whose base currency is not RMB, may also be exposed to currency risk due to the need for the conversion into RMB for investments in SSE and SZSE Securities via the Stock Connects. During any such conversion, the relevant Fund may also incur currency conversion costs. The currency exchange rate may be subject to fluctuation and where RMB has depreciated, the relevant Fund may incur a loss when it converts the sale proceeds of SSE and SZSE Securities into its base currency.

Trading Costs

In addition to paying trading fees and stamp duties in connection with Stock Connects' trading of SSE securities and/or SZSE securities, the relevant Funds carrying out trading via Stock Connects may be subject to certain other fees which are yet to be determined by the relevant authorities and should also take note of any new portfolio fees, dividend tax and taxes concerned with income arising from transfers of securities which would be determined by the relevant authorities.

Taxation

Under the PRC Enterprise Income Tax Law ("EITL"), dividends paid by PRC companies are subject to 10% tax. Capital gains from the disposal of PRC securities would normally be subject to 10% tax as well. However, currently capital gains from the disposal of China A-Shares (including those on the China-Hong Kong Stock Connect Programmes) are subject to a temporary exemption effective from 17 November 2014.

With the uncertainty over whether and how certain income and capital gains on PRC securities are to be taxed, coupled with the possibility of the laws, regulations and practice in the PRC changing with retrospective effect, any accrual for taxation made by the Management Company may not meet final PRC tax liabilities. Consequently, investors may be advantaged or disadvantaged depending upon the final outcome of such changes when they subscribed and/or redeemed their Units in/from the Funds.

Further information about the Stock Connect is available online at the website: https://www.hkex.com.hk/mutual-market/stock-connect?sc_lang=en

China Interbank Bond Market

Some Funds may invest on the China Interbank Bond Market.

Market volatility and potential lack of liquidity due to low trading volume of certain debt securities in the China Interbank Bond Market may result in prices of certain debt securities traded on such market fluctuating significantly. The relevant Fund investing in such market is therefore subject to liquidity and volatility risks. The bid and offer spreads of the prices of such securities may be large, and the relevant Fund may therefore incur significant trading and realisation costs and may even suffer losses when selling such investments.

To the extent that a Fund transacts in the China Interbank Bond Market, the Fund may also be exposed to risks associated with settlement procedures and default of counterparties. The counterparty which has entered into a transaction with the Fund may default in its obligation to settle the transaction by delivery of the relevant security or by payment for value.

Since the relevant filings and account opening for investment in the China Interbank Bond Market have to be carried out via an onshore settlement agent, the relevant Fund is subject to the risks of default or errors on the part of the onshore settlement agent.

The China Interbank Bond Market is also subject to regulatory risks. The relevant rules and regulations on investment in the China Interbank Bond Market are subject to change which may have potential retrospective effect. In the event that the relevant Chinese authorities suspend account opening or trading on the China Interbank Bond Market, the Funds' ability to invest in the China Interbank Bond Market will be limited and, after exhausting other trading alternatives, the relevant Fund may suffer substantial losses as a result.

Reforms or changes in macro-economic policies, such as the monetary and tax policies might affect interest rates. Consequently, the price and the yield of the bonds held in a portfolio would/could also be affected.

Bond Connect

Some Funds may invest via the Bond Connect.

Bond Connect is the historic opening up of China's Interbank Bond Market (CIBM) to global investors through the China-Hong Kong mutual access program. The program allows foreign and Mainland China investors the ability to trade in each other's bond market through a connection between the Mainland and Hong Kong based financial infrastructure institutions.

Bond Connect aims to enhance the efficiency and flexibility of investing in the China Interbank Bond Market. This is accomplished by easing the access requirements to enter the market, the use of the Hong Kong trading infrastructure to connect to China Foreign Exchange Trading System (CFETS) and Bond Settlement Agent, all which are required to invest in the CIBM directly.

Market volatility and potential lack of liquidity due to low trading volume of certain debt securities in the CIBM may result in prices of certain debt securities traded on such market fluctuating significantly. The relevant Fund investing in such market is therefore subject to liquidity and volatility risks. The bid and offer spreads of the prices of such securities may be large, and the relevant Fund may therefore incur significant trading and realisation costs and may even suffer losses when selling such investments.

Asset Segregation

Under Bond Connect, assets are distinctly segregated into three levels across the onshore and offshore central depositories (CSD). It is mandatory for investors using Bond Connect to hold their bonds in a segregated account at the offshore depository in the name of the end investor.

Bond purchased through Bond Connect will be held onshore with the China Central Depository Clearing Co. Ltd (CCDC) in the name of the Hong Kong Monetary Authority (HKMA). Investors will be the beneficial owners of the bonds via a segregated account structure in the Central Money Market Unit (CMU) in Hong Kong.

Clearing and Settlement Risk

CMU and CCDC have established the clearing links and each has become a participant of the other to facilitate clearing and settlement of cross-boundary trades. For cross-boundary trades initiated in a market, the clearing house of that market will on one hand clear and settle with its own clearing participants, and on the other hand undertake to fulfil the clearing and settlement obligations of its clearing participants with the counterparty clearing house.

As the national central counterparty of the PRC's securities market, CCDC operates a comprehensive network of clearing, settlement and bond holding infrastructure. CCDC has established a risk management framework and measures that are approved and supervised by the People's Bank of China (PBoC). The chances of CCDC default are considered to be remote. In the remote event of a CCDC default, CMUs liabilities in Bond Connect bonds under its market contracts with clearing participants will be limited to assisting clearing participants in pursuing their claims against CCDC. CMU should in good faith, seek recovery of the outstanding bonds and monies from CCDC through available legal channels or through CCDC's liquidation. In that event, the relevant Fund may suffer delay in the recovery process or may not fully recover its losses from CCDC.

Trading Link

Participants to Bond Connect register with Tradeweb, the Bond Connect offshore electronic trading platform which links directly into CFETS. This platform will allow trading with designated onshore Bond Connect market makers using the Request for Quotation (RFQ) protocol.

The designated bond connect market makers provide tradable prices through CFETS. The quote will include the full amount with the clean price, yield to maturity and effective period for the response. The market makers can decline to respond to the RFQ and can decline, amend or withdraw the quote as long as it hasn't been accepted by the potential buyer. Upon acceptance of the quote by the potential buyer, all other quotes automatically become invalid. CFETS will then generate a trade confirmation on which the market maker, buyers, CFETS and depository will use to process the settlement.

Transaction Flow for Settlement Process and Link

Settlement is effected via the settlement link between the CMU in Hong Kong and the Mainland China central depository, the CCDC.

For delivery versus payment transactions:

- Settlement instruction must be matched and affirmed in the CCDC system by 10:00 HKT. Securities are earmarked for the transaction and blocked by the CCDC system.
- The Mainland China trading counterparty (the buyer) pays the settlement cash proceeds to CMU by 13:00 HKT.
- After 17:00 HKT upon confirmation from CMU that funds have been received, CCDC will deliver the securities to the Mainland China bond dealers. This triggers CMU to transfer the settlement cash proceeds to the sub-custodian for further credit to, the Global Custodian's account.

Regulatory Risk

The Bond Connect is a novel concept. The current regulations are untested and there is no certainty as to how they will be applied. In addition, the current regulations are subject to change which may have potential retrospective effects and there can be no assurance that the Bond Connect will not be abolished. New regulations may be issued from time to time by the regulators in the PRC and Hong Kong in connection with operations, legal enforcement and cross-border trades under the Bond Connect. The relevant Fund may be adversely affected as a result of such changes.

Reforms or changes in macro-economic policies, such as the monetary and tax policies might affect interest rates. Consequently, the price and the yield of the bonds held in a portfolio would/could also be affected.

Conversion Risk

The Fund, whose base currency is not RMB, may also be exposed to currency risk due to the need for the conversion into RMB for investments in CIBM bonds via the Bond Connect. During any such conversion, the relevant Fund may also incur currency conversion costs. The currency exchange rate may be subject to fluctuation and where RMB has depreciated, the relevant Fund may incur a loss when it converts the sale proceeds of CIBM bonds into its base currency.

Taxation

Under current tax laws, coupon interest on government bonds is exempt. Capital gains from the disposal of PRC bonds would normally be subject to 10% tax however, currently the State Administration of Taxation (SAT) has not confirmed the collection process for CGT and therefore it is not currently collected.

With the uncertainty over whether and how certain income and capital gains on PRC securities are to be taxed, coupled with the possibility of the laws, regulations and practice in the PRC changing with retrospective effect, any accrual for taxation made by the Management Company may not meet final PRC tax liabilities. Consequently, investors may be advantaged or disadvantaged depending upon the final outcome of such changes when they subscribed and/or redeemed their Units in/from the Funds.

Further information about the Bond Connect is available online at the website: <http://www.chinabondconnect.com/en/index.htm>

Currency Risk

The investments of some Funds may be denominated in currencies other than their Base Currency. In this regard, there is a currency exchange risk involved as a result of fluctuations in exchange rates between the Base Currency and such other currencies, which may affect the value of said Funds. In addition, in certain countries, these Funds might also be exposed to risks associated with exchange control or currency instability, which could impact the ability to freely repatriate funds invested.

RMB

Renminbi, the official currency of the PRC, is used to denote the Chinese currency traded in the Onshore Renminbi (CNY) and the Offshore Renminbi (CNH) markets. CNY which is traded in the PRC is not freely convertible and is subject to exchange controls and certain requirements by the government of the PRC. CNH which is traded outside the PRC is freely tradable. Whilst CNH is traded freely outside the PRC, the RMB spot, forward foreign exchange contracts and related instruments reflect the structural complexities of this evolving market. Accordingly, Classes denominated in RMB may be exposed to greater foreign exchange risks. Shareholders should be aware of the fact that the RMB is subject to a managed floating exchange rate based on market supply and demand with reference to a basket of currencies.

Russia

Investments in Russia are subject to certain risks inherent to the country's legal and regulatory framework, especially with regards to ownership and custody of securities. Also, potential sanctions imposed on Russia may adversely affect the value and liquidity of Russian securities, of the Russian currency, of the credit rating of Russia and of the ability of the Funds to invest/disinvest in/from Russian markets and/or Russian securities.

OTC Markets

Some Funds will invest in securities that are actively traded in an OTC market. Trading on such markets may involve higher risks than trading on official stock exchanges due to, in particular, lower market liquidity as well as lower investor protection in applicable regulations and available information. In determining whether to approve markets for investment, the Investment Advisers will take into account, among other things, market liquidity, investor information and government regulations, including tax and foreign exchange repatriation rules.

Derivative Instruments

Derivatives instruments may expose a Fund to certain additional risks relative to traditional securities such as credit risks of the counterparty, imperfect correlation between derivatives prices of related assets, rates or indices, potential loss of more money than the actual cost of the investment, potential for leverage, increased volatility and reduced liquidity and risk of mispricing or improper valuation. Derivative instruments are subject to additional risks, including operational risk and legal risk.

Swaps

Some Funds may enter into swaps, which are two-party contracts where the parties agree to exchange the returns earned or realized from one or more underlying assets or rates of return.

Swaps can be traded on a swap execution facility (SEF) and cleared through a central clearinghouse (cleared), traded over-the-counter (OTC) and cleared, or traded bilaterally and not cleared. For example, standardized interest rate swaps and credit default swap indices are traded on SEFs and cleared. Other forms of swaps, such as total return swaps, are typically entered into on a bilateral basis. Because clearing interposes a central clearinghouse as the ultimate counterparty to each participant's swap, and margin is required to be exchanged under the rules of the clearinghouse, central clearing is intended to decrease (but not eliminate) counterparty risk relative to uncleared bilateral swaps. To the extent the fund enters into bilaterally negotiated swap transactions, the Funds will enter into swaps only with counterparties that meet certain credit standards and subject to agreed collateralization procedures; however, if the counterparty's creditworthiness deteriorates rapidly and the counterparty defaults on its obligations under the swap agreement or declares bankruptcy, the Fund may lose any amount it expected to receive from the counterparty. In addition, bilateral swaps are subject to certain regulatory margin requirements that mandate the posting and collection of minimum margin amounts, which may result in the Fund and its counterparties posting higher margin amounts for bilateral swaps than would otherwise be the case.

Counterparties to derivative transactions, including TRS transactions, will be counterparties approved by Capital Group, including the Funds' Investment Advisers. While there are no predetermined legal status or geographical criteria applied in the selection of the counterparties, these criteria are typically taken into account in the selection process. The counterparties do not have discretionary power over the composition or management of the portfolio of the relevant Fund.

Specific types of swaps in which the Fund may invest are, in particular but not limited to:

Total Return Swaps

Some Funds may use Total Return Swaps ("TRS") as defined under Regulation (EU) 2015/2365 of the European Parliament and of the Council of 25 November 2015 on transparency of securities financing transactions and of reuse and amending Regulation (EU) No 648/2012. A TRS is a contract in which one party agrees to make periodic payments to the other party based on the change in market value of the assets underlying the contract, in exchange for periodic payments based on a fixed or variable interest rate or the total return from other underlying assets. The assets underlying the contract may be a single security, a basket of securities or a securities index. TRS can be funded or unfunded. An unfunded swap means a swap where no upfront payment is made by the total return receiver at inception. A funded swap means a swap where the total return receiver pays an upfront amount in return for the total return of the reference asset and can therefore be costlier due to the upfront payment requirement. The TRS used by the Funds will typically be unfunded.

TRS will be used to gain exposure to a market or security without owning or taking physical custody of such security or investing directly in such market. The Investment Adviser will use TRS alongside other derivative instruments in order to ensure efficient implementation of investment ideas, while respecting the investment universe of the Fund.

Hence, TRS will be traded in accordance with the investment objective and specific investment guidelines and restrictions as set out in the relevant Fund Information Sheet in Annex 2. The assets underlying the TRS, including any securities indices, will also comply with such specific investment guidelines and restrictions.

TRS will be used on a continuous basis, however the extent of exposure to TRS may vary depending on e.g. market conditions and best interest of Shareholders. Unless otherwise specified in the relevant Fund Information Sheet in Annex 2, no more than 10% of the net assets of a Fund will be used for TRS. The Fund's level of exposure to TRS is generally expected to be less than 5% of the assets of a Fund. All revenues arising from TRS will be returned to the relevant Fund.

Like other swaps, the use of TRS involves certain risks, including if the underlying assets do not perform as anticipated. There is no guarantee that entering into a TRS will deliver returns in excess of the interest costs involved and, accordingly, the Fund's performance may be lower than would have been achieved by investing directly in the underlying assets. The underlying assets and investment strategies to which exposure will be gained through TRS are those allowed as per the relevant Fund Information Sheet in Annex 2. In addition, TRS are subject, among others, to counterparty, operational, liquidity, custody, legal and market conditions risks, which are described further in this section. Please read also refer to Annex 1 for more details on the management of collateral, the eligible collateral, the reinvestment of collateral and the collateral policy.

Credit Default Swaps and Indices

Some Funds may invest in credit default swaps ("CDS") or in credit default swap indices, including the credit default swap index ("CDX") and iTraxx indices (collectively "CDXs"), in order to assume exposure to a single or diversified portfolio of credits or to hedge against existing credit risks. CDXs are based on a portfolio of credit default swaps with similar characteristics, such as credit default swaps on high-yield bonds.

CDS allows the transfer of default risk. This allows investors to effectively buy insurance on a Bond they hold (hedging the investment) in the expectation that the credit will decline in quality. Conversely, where the investment view is that the payments due to decline in credit quality will be less than the coupon payments, protection will be sold by means of entering into a credit default swap. One party — the protection buyer — is obligated to pay the other party — the protection seller — a stream of periodic payments over the term of the contract. If a credit event, such as a default or restructuring, occurs with respect to any of the underlying reference obligation(s), the protection seller must pay the protection buyer the loss on those credits. Conversely, if no credit events were to occur with respect to any of the underlying reference obligation(s), the protection buyer would not recover any of the periodic payment. The Fund may enter into a CDS transaction as either protection buyer or protection seller.

If the Fund is a protection buyer, it would pay the counterparty a periodic stream of payments over the term of the contract and would not recover any of those payments if no credit events were to occur with respect to any of the underlying reference obligation(s). However, if a credit event did occur, the Fund, as a protection buyer, would have the right to deliver the referenced debt obligation(s) or a specified amount of cash, depending on the terms of the applicable agreement, and to receive the par value of such debt obligation(s) from the counterparty protection seller. As a protection seller, the Fund would receive fixed payments throughout the term of the contract if no credit events were to occur with respect to any of the underlying reference obligation(s). If a credit event were to occur, however, the value of any deliverable obligation received by the Fund, coupled with the periodic payments may be less than the full notional value that the Fund, as a protection seller, pays to the counterparty protection buyer, effectively resulting in a loss of value to the Fund. The use of CDS, like all other swap agreements, is subject to certain risks, including the risk that the Fund's counterparty will default

on its obligation(s). If such a default were to occur, any contractual remedies that the Fund might have may be subject to applicable bankruptcy laws, which could delay or limit the Fund's recovery. Thus, if the Fund's counterparty to a CDS transaction defaults on its obligation to make payments thereunder, the Fund may lose such payments altogether or collect only a portion thereof, which collection could involve substantial costs or delays. Additionally, when the Fund invests in CDXs as a protection seller, the Fund will be indirectly exposed to the creditworthiness of issuers of the underlying reference obligations in the index. If the Investment Adviser to the Fund does not correctly evaluate the creditworthiness of issuers of the underlying instruments on which the CDXs are based, the investment could result in losses to the Fund.

Interest Rate Swaps

Some Funds may enter into interest rate swaps, to seek to manage the interest rate sensitivity of the Fund by increasing or decreasing the duration of the Fund or a portion of the Fund's portfolio. An interest rate swap is an agreement between two parties to exchange or swap payments based on changes in an interest rate or rates. Typically, one interest rate is fixed and the other is variable based on a designated floating short-term interest rate, prime rate or other benchmark. It is also possible for both sides of the agreement to be linked to designated floating rates. These agreements are known as basis swaps. Interest rate swaps generally do not involve the delivery of securities or other principal amounts. Rather, cash payments are exchanged by the parties based on the application of the designated interest rates to a notional amount, which is the predetermined dollar principal of the trade upon which payment obligations are computed. Accordingly, the Fund's current obligation or right under the swap agreement is generally equal to the net amount to be paid or received under the swap agreement based on the relative value of the position held by each party.

Forwards

Some Funds may invest in currency forward contracts to seek to manage the Fund's currency exposures. A forward is a contract whereby two parties agree to exchange the underlying asset at a predetermined point in time in the future at a fixed price. The buyer agrees today to buy a certain asset in the future and the seller agrees to deliver that asset at that point in time. Forward contracts, unlike futures contracts, are not traded on exchanges and are not standardised; rather banks and dealers act as principals in these markets, negotiating each transaction on an individual basis. Forward trading is substantially unregulated; there is no limitation on daily price movements. Disruptions can occur in any market traded by the Funds due to unusually high trading volume, political intervention or other factors. In respect of such trading, the relevant Fund is subject to the risk of counterparty failure or the inability or refusal by a counterparty to perform with respect to such contracts.

Options

Some Funds may invest in options, such as options on futures and foreign exchange options ("FX options"). An option is a contract that gives the holder of the option, in return for a premium payment, the right to buy from (in the case of a call) or sell to (in the case of a put) the writer of the option the reference instrument underlying the option (or the cash value of the instrument underlying the option) at a specified exercise price. The writer of an option on a security has the obligation, upon exercise of the option, to cash settle or deliver the underlying currency or instrument upon payment of the exercise price (in the case of a call) or to cash settle or take delivery of the underlying currency or instrument and pay the exercise price (in the case of a put).

Options prices can diverge from the prices of their underlying instruments for a number of reasons. Options prices are affected by such factors as current and anticipated short-term interest rates, changes in the volatility of the underlying instrument, and the time remaining until expiration of the contract, which may not affect security prices in the same way. Imperfect correlation may also result from differing levels of demand in the options markets and the markets for the underlying instruments, from structural differences in how options and underlying instruments are traded, or from imposition of daily price fluctuation limits or trading halts.

Futures and options on futures

Some Funds may invest in futures to seek to manage the Fund's sensitivity to interest rates. Futures contracts and options of futures contracts are standardized exchange-traded agreements to buy or sell a specific quantity of an underlying asset, rate or index at an agreed-upon price at a stipulated future date. An option on a futures contract gives the holder of the option the right to buy or sell a position in a futures contract from or to the writer of the option, at a specified price on or before the specified expiration date. In addition to the risks generally associated with investing in derivative instruments, futures contracts and options of futures contracts are subject to the creditworthiness of the clearing organisations, exchanges and futures commission merchants with which the Fund transacts. Additionally, although futures require only a small initial investment in the form of a deposit of initial margin, the amount of a potential loss on a futures contract or on an option on futures contract could greatly exceed the initial amount invested. While futures contracts and options on futures contracts are generally liquid instruments, under certain market conditions futures may be deemed to be illiquid. For example, the Fund may be temporarily prohibited from closing out its position in a futures contract if intraday price change limits or limits on trading volume imposed by the applicable futures exchange are triggered. If the Fund is unable to close out a position on a futures contract or options on futures contracts, the Fund would remain subject to the risk of adverse price movements until the fund is able to close out the futures position. The ability of the Fund to successfully utilize futures contracts or options on futures contracts may depend in part upon the ability of the Fund's Investment Adviser to accurately forecast interest rates and other economic factors and to assess and predict the impact of such economic factors on the futures in which the Fund invests. If the Investment Adviser incorrectly forecasts economic developments or incorrectly predicts the impact of such developments on the futures in which it invests, the Fund could be exposed to the risk of loss. See also the heading "Options" above for a general description of investment techniques and risks relating to options.

Contingent Convertible Bonds

Some Funds may invest in contingent convertible bonds, as specified in the relevant Fund Information Sheet in Annex 2. Under the terms of a contingent convertible bond, certain triggering events, including events under the control of the management of the contingent convertible bond's issuer, could cause the permanent write-down to zero of principal investment and/or accrued interest, or a conversion to equity. Investment in contingent convertible bonds may entail the following risks (non-exhaustive list):

Capital structure inversion risk: contrary to classical capital hierarchy, contingent convertible bonds' investors may suffer a loss of capital when equity holders do not.

Trigger level risk: trigger levels differ and determine exposure to conversion risk depending on the distance of the capital ratio to the trigger level. It might be difficult for the Investment Advisers of the relevant Fund to anticipate the triggering events that would require the debt to convert into equity.

Conversion risk: it might be difficult for the Investment Advisers of the relevant Fund to assess how the securities will behave upon conversion. In case of conversion into equity, the Investment Advisers might be forced to sell these new equity shares because the investment objective of the relevant Fund does not allow equity in its portfolio. This forced sale may itself lead to liquidity issue for these shares.

Coupon cancellation: for some contingent convertible bonds, coupon payments are entirely discretionary and may be cancelled by the issuer at any point, for any reason and for any length of time.

Call extension risk: some contingent convertible bonds are issued as perpetual instruments, callable at pre-determined levels only with the approval of the competent authority.

Industry concentration risk: investment in contingent convertible bonds may lead to an increased industry concentration risk as such securities are currently issued by banking institutions.

Yield/valuation risk: contingent convertible bonds often offer an attractive yield which may be viewed as reflecting the greater risk and complexity of these instruments.

Liquidity risk: in certain circumstances finding a ready buyer for contingent convertible bonds may be difficult and the Fund may have to accept a significant discount to the expected value of the bond in order to sell it.

Unknown risk: the structure of contingent convertible bonds is innovative yet untested.

Equity Linked Notes

Some Funds will invest in equity linked notes. The price of an equity linked note is derived from the value of the underlying linked securities. The level and type of risk involved in the purchase of an equity linked note by such Funds is potentially higher than the risk involved in the purchase of the underlying security. Equity linked notes are also dependent on the individual credit of the issuer of the note, which will generally be a trust or other special purpose vehicle or finance subsidiary established by a major financial institution for the limited purpose of issuing the note. Like other structured products, equity linked notes are frequently secured by collateral consisting of a combination of debt or related equity securities to which payments under the notes are linked. If so secured, the Funds would look to this underlying collateral for satisfaction of claims in the event that the issuer of an equity linked note defaulted under the terms of the note.

Equity linked notes are often privately placed and may not be rated, in which case the Funds will be more dependent on the ability to evaluate the creditworthiness of the issuer, the underlying security, any collateral features of the note, and the potential for loss due to market and other factors. Ratings of issuers of equity linked notes refer only to the creditworthiness of the issuer and strength of related collateral arrangements or other credit supports, and do not take into account, or attempt to rate, any potential risks of the underlying equity securities. Depending on the law of the jurisdiction in which an issuer is organized and the note is issued, in the event of default, the Funds may incur additional expenses in seeking recovery under an equity linked note, and may have less legal recourse in attempting to do so.

As with any investment, the Funds can lose the entire amount it has invested in an equity linked note. The secondary market for equity linked notes may be limited. The lack of a liquid secondary market may have an adverse effect on the ability of the Funds to accurately value the equity linked notes in their portfolios, and may make disposal of such securities more difficult for such Funds.

Depository Receipts

Some Funds will invest in depository receipts such as ADRs and GDRs. Depository Receipts are securities that represent shares trading outside the market in which the depository receipts are traded. Accordingly, while the depository receipts may be traded on recognised exchanges or regulated markets, the underlying shares may be subject to further risks such as political, inflationary, exchange rate or custody risk.

Mortgage- and Asset-Backed Securities

Some Funds may invest in mortgage- and asset-backed securities. Mortgage-related securities, such as mortgage-backed securities ("MBS"), and other asset-backed securities ("ABS"), include debt obligations that represent interests in pools of mortgages or other income-bearing assets, such as consumer loans or receivables. While such securities are subject to the risks associated with investments in debt instruments generally (for example, credit extension and interest rate risks), they are also subject to other and different risks. Mortgage-backed and other asset-backed securities are subject to changes in the payment patterns of borrowers of the underlying debt which can result in prepayment and extension risks. Prepayment risk exists when interest rates fall and borrowers are more likely to refinance or prepay their debt before its stated maturity. This may result in the Fund having to reinvest the proceeds in lower yielding securities, effectively reducing the Fund's income. Conversely, extension risk exists when interest rates rise and borrowers repay their debt more slowly than expected, the time in which the mortgage-backed and other asset-backed securities are paid off could be extended, reducing the Fund's cash available for reinvestment in higher yielding securities.

In addition, MBS issued by private entities are structured similarly to those issued by government agencies. However, these securities and the underlying mortgages are not guaranteed by any government agencies and the underlying mortgages are not subject to the same underwriting requirements. These securities generally are structured with one or more types of credit enhancements such as insurance or letters of credit issued by private companies. Borrowers on the underlying mortgages are usually permitted to prepay their underlying mortgages. Prepayments can alter the effective maturity of the MBS. Delinquencies, losses or defaults by borrowers can adversely affect the prices and volatility of these securities. Such delinquencies and losses can be exacerbated by real estate risks like declining or flattening housing and property values. This, along with other outside pressures, such as bankruptcies and financial difficulties experienced by mortgage loan originators, decreased investor demand for mortgage loans and mortgage-related securities and increased investor demand for yield, can adversely affect the value and liquidity of MBS. These securities may be less liquid and/or more difficult to value than other securities.

With regard to ABS, these securities are backed by other assets such as credit card, automobile or consumer loan receivables, retail installment loans or participations in pools of leases. Credit support for these securities may be based on the underlying assets and/or provided through credit enhancements by a third party. The values of these securities are sensitive to changes in the credit quality of the underlying collateral, the credit strength of the credit enhancement, changes in interest rates and at times the financial condition of the issuer. These securities may be less liquid and/or more difficult to value than other securities.

Specific types of ABS in which the Fund may invest are, in particular but not limited to,

Collateralised Debt Obligations ("CDO")

A CDO is a securitisation that pools together cash flow-generating assets including bonds, mortgages, loans and other assets. CDOs are packaged in different classes representing different types of debt and credit risk. Each class has a different maturity and risk associated with it. Senior noteholders have structural protections in the form of subordination in addition to other features such as overcollateralisation, interest coverage tests and turbo amortisation triggers.

Collateralised Loan Obligations ("CLO")

A CLO is a securitisation backed by senior secured leveraged loans and in limited instances, high-yield bonds and second-lien loan collateral. CLOs are different from many other securitisations in that they are actively managed funds in which a portfolio manager actively trades the underlying assets, within prescribed constraints. CLO notes benefit from various structural protections including credit enhancement and minimum overcollateralisation and interest coverage tests.

Specific types of MBS in which the Fund may invest are, in particular but not limited to,

Commercial Mortgage Backed Securities ("CMBS")

CMBS are a type of mortgage-backed security secured by mortgages on commercial properties. The underlying loans that get securitised into CMBS include loans for properties such as office buildings, shopping malls, hotels, apartment complexes and industrial warehouses. CMBS notes benefit from both structural credit and prepayment protections including credit enhancement and defeasance/lockout provisions. Loan modifications or defaults of underlying mortgage loans may result in unscheduled prepayment risk to the most senior bonds in structure or potential interest shortfalls. Recoveries of defaulted loans will determine realized collateral losses that impact the most junior securities in the structure first.

Collateralised Mortgage Obligations ("CMO")

CMOs are backed by a pool of mortgages or mortgage loans, which are divided into two or more separate bond issues. CMOs issued by U.S. government agencies are backed by agency mortgages, while privately issued CMOs may be backed by either government agency mortgages or private mortgages. Payments of principal and interest are passed through to each bond issue at varying schedules resulting in bonds with different coupons, effective maturities and sensitivities to interest rates. Some CMOs may be structured in a way that when interest rates change, the impact of changing prepayment rates on the effective maturities of certain issues of these securities is magnified.

Residential Mortgage Backed Securities ("RMBS")

RMBS are a type of security whose cash flows come from residential debt such as mortgages, home-equity loans and subprime mortgages. In many cases the underlying loans may be guaranteed by one of the government or government-sponsored agencies (such as Fannie Mae, Freddie Mac or Ginnie Mae). Holders of RMBS receive interest and principal payments that come from the holders of the residential debt.

To Be Announced Securities ("TBA") Contracts

TBA contracts are forward contracts on agency mortgage pass-through securities issued by agencies such as Fannie Mae, Freddie Mac and Ginnie Mae. The particular securities (i.e., specified mortgage pools) to be delivered or received are not identified at the trade date, but are "to be announced" on the notification date which is two days before the settlement date. However, securities to be delivered must meet specified criteria, including face value, coupon rate and maturity, and be within industry-accepted "good delivery" standards. TBAs settle once each month based on a calendar published by the Securities Industry and Financial Markets Association.

Securities Lending Transactions

Some Funds may enter into securities lending transactions as specified in Annex 1 and in the relevant Fund Information Sheet in Annex 2. Entering into securities lending transactions exposes the relevant Fund to, among others, operational, custody, counterparty and liquidity risks, as further described below. The loaned securities may not be returned by the counterparty in a timely manner or at all, which would interfere with the Fund's ability to vote proxies or settle transactions. Plus, there is also the risk of a loss of rights in the collateral if the counterparty or the securities lending agent defaults. Please also refer to Annex 1 for more details on the management of collateral, the eligible collateral, the reinvestment on collateral and the collateral policy.

Additionally, the Fund may lose money from the reinvestment of collateral received in the context of a securities lending transaction in investments that decline in value, default or do not perform as expected. The relevant Fund will enter into securities lending transactions only with counterparties deemed by the Investment Adviser(s) of the Fund to be in good standing and when, in the Investment Adviser(s)' judgment, the income earned would justify the risks. In case of cash collateral reinvestment, all risks associated with a normal investment will apply.

Operational Risk

The Company or any of its Funds may be exposed to operational risks, being the risk that internal processes, including those of the service providers mentioned in this Prospectus, may fail, resulting in delays or losses. Operational risks include but are not limited to processes related to the safekeeping of assets, their valuation and execution of transactions.

Counterparty Risk

The Fund conducts transactions with counterparties, which puts the Fund at risk should a counterparty fail to meet its contractual obligations in a transaction due to insolvency, bankruptcy or other causes. This may entail the Fund to delayed delivery and have an adverse impact on the performance of the Fund. In the case of default of the counterparty, the amount, nature and timing of recovery may be uncertain.

Custody Risk

The Company's assets are held in custody by the Depositary, which exposes the Company to custodian risk. This means that the Company is exposed to the risk of loss of assets placed in custody as a result of insolvency, negligence or fraudulent trading by the Depositary.

Legal Risk

There is a risk that agreements and derivatives techniques are terminated due, for instance, to bankruptcy, supervening illegality or change in tax or accounting laws. In such circumstances, the Fund may be required to cover any losses incurred.

Furthermore, certain transactions are entered into on the basis of complex legal documents. Such documents may be difficult to enforce or may be the subject of a dispute as to interpretation in certain circumstances. Whilst the rights and obligations of the parties to a legal document may be governed by Luxembourg law, in certain circumstances (for example insolvency proceedings) other legal systems may take priority which may affect the enforceability of existing transactions.

Conflict of Interest Risk

Conflict of interest may arise when a stakeholder may disadvantage one party over another when holding multiple interests. Conflict of interest may concern but are not limited to the Depositary obligations and securities lending transactions. Conflicts of interest may disadvantage the Fund or induce

legal issues. In the event of any potential conflict of interest which may arise during the normal course of business, the relevant stakeholders will at all times have regard to their obligations.

Market Conditions

The value of, and the income generated by, the securities in which a Fund invests may decline, sometimes rapidly or unpredictably, due to factors affecting certain issuers, particular industries or sectors, or the overall markets. Rapid or unexpected changes in market conditions could cause the Fund to liquidate its holdings at inopportune times or at a loss or depressed value. The value of a particular holding may decrease due to developments related to that issuer, but also due to general market conditions, including real or perceived economic developments such as changes in interest rates, credit quality, inflation, or currency rates, or generally adverse investor sentiment. The value of a holding may also decline due to factors that negatively affect a particular industry or sector, such as labor shortages, increased production costs, or competitive conditions.

Global economies and financial markets are highly interconnected, and conditions and events in one country, region or financial market may adversely impact issuers in a different country, region or financial market. Furthermore, local, regional and global events such as war, acts of terrorism, cybersecurity events, social unrest, natural disasters, the spread of infectious illness or other public health threats as well as other circumstances in one country or region, including actions taken by governmental or quasi-governmental authorities in response to any of the foregoing, could also adversely impact issuers, markets and economies, including in ways that cannot necessarily be foreseen. Furthermore, sanctions may be issued on target states, entities, organisations or individuals. Funds could be negatively impacted if the value of a portfolio holding were harmed by such conditions or events.

Significant market disruptions, such as those caused by pandemics, natural or environmental disasters, war, acts of terrorism, or other events, can adversely affect local and global markets and normal market operations. Market disruptions may exacerbate political, social, and economic risks. Additionally, market disruptions may result in increased market volatility; regulatory trading halts; closure of domestic or foreign exchanges, markets, or governments; or market participants operating pursuant to business continuity plans for indeterminate periods of time. Such events can be highly disruptive to economies and markets and significantly impact individual companies, sectors, industries, markets, currencies, interest and inflation rates, credit ratings, investor sentiment, and other factors affecting the value of a Fund's investments and operation of a Fund. These events could disrupt businesses that are integral to a Fund's operations or impair the ability of employees of fund service providers to perform essential tasks on behalf of a Fund.

Governmental and quasi-governmental authorities may take a number of actions designed to support local and global economies and the financial markets in response to economic disruptions. Such actions may include a variety of significant fiscal and monetary policy changes, including, for example, direct capital infusions into companies, new monetary programs and significantly lower interest rates. These actions may result in significant expansion of public debt and may result in greater market risk. Additionally, an unexpected or quick reversal of these policies, or the ineffectiveness of these policies, could negatively impact overall investor sentiment and further increase volatility in securities markets.

Inflation/Deflation risk

The Funds may be subject to inflation and deflation risk. Inflation risk is the risk that the present value of assets or income from investments will be less in the future as inflation decreases the value of money. As inflation increases, the present value of the Funds assets can decline. Deflation risk is the risk that prices throughout the economy decline over time. Deflation may have an adverse effect on the creditworthiness of issuers and may make issuer default more likely, which may result in a decline in the value of the Funds assets.

Cybersecurity risks

With the increased use of technologies such as the Internet to conduct business, the Company has become potentially more susceptible to operational and information security risks through breaches in cybersecurity. In general, a breach in cybersecurity can result from either a deliberate attack or an unintentional event. Cybersecurity breaches may involve, among other things, "ransomware" attacks, injection of computer viruses or malicious software code, or the use of vulnerabilities in code to gain unauthorized access to digital information systems, networks or devices that are used directly or indirectly by the fund or its service providers through "hacking" or other means. Cybersecurity risks also include the risk of losses of service resulting from external attacks that do not require unauthorized access to the Company's, the Management Company's and the Investment Advisers' and Sub-Advisers' respective systems, networks or devices. For example, denial-of-service attacks on the Investment Advisers and Sub-Advisers' or an Affiliate's website could effectively render the Company's network services unavailable to Shareholders and other intended end-users. Any such cybersecurity breaches or losses of service may, among other things, cause the Company to lose proprietary information, suffer data corruption or lose operational capacity, or may result in the misappropriation, unauthorized release or other misuse of the fund's assets or sensitive information (including shareholder personal information or other confidential information), the inability of Shareholders to transact business, or the destruction of the Company's physical infrastructure, equipment or operating systems. These, in turn, could cause the Company and/or the Management Company to violate applicable privacy and other laws and incur or suffer regulatory penalties, reputational damage, additional costs (including compliance costs) associated with corrective measures and/or financial loss. While the Company, the Management Company and its Investment Advisers and Sub-Adviser have established business continuity plans and risk management systems designed to prevent or reduce the impact of cybersecurity attacks, there are inherent limitations in such plans and systems due in part to the ever-changing nature of technology and cybersecurity attack tactics, and there is a possibility that certain risks have not been adequately identified or prepared for. In addition, cybersecurity failures by or breaches of the Company's, the Management Company's and the Investment Advisers' and Sub-Advisers' third-party service providers (including, but not limited to, the Company's Investment Advisers and Sub-Adviser, Depository and Custodian, Administrative Manager and Paying Agent) may disrupt the business operations of the service providers and of the Company, the Management Company and Investment Advisers and Sub-Advisers, potentially resulting in financial losses, the inability of Shareholders to transact business with the Company and of the Company, the Management Company and Investment Advisers and Sub-Advisers to process transactions, the inability of the fund to calculate its net asset value, violations of applicable privacy and other laws, rules and regulations, regulatory fines, penalties, reputational damage, reimbursement or other compensatory costs and/or additional compliance costs associated with implementation of any corrective measures. The Company and its Shareholders could be negatively impacted as a result of any such cybersecurity breaches, and there can be no assurance that the Company will not suffer losses relating to cybersecurity attacks or other informational security breaches affecting the Company's, the Management Company's and Investment Advisers' and Sub-Advisers' third-party service providers in the future, particularly as the Company cannot control any cybersecurity plans or systems implemented by such service providers. Cybersecurity risks may also impact issuers of securities in which the Company invests, which may cause the Company's investments in such issuers to lose value.

Liquidity Risk

Some Fund holdings may be deemed to be less liquid because they cannot be readily sold without significantly impacting the value of the holdings, or may become difficult or impossible to sell, particularly during times of market turmoil. Liquidity may be impacted by the lack of an active market for a holding, legal or contractual restrictions on resale, or the reduced number and capacity of market participants to make a market in such holding. Market prices for less liquid holdings may be volatile or difficult to determine, and reduced liquidity may have an adverse impact on the market price of such holdings. During times of market turmoil, there have been, and may be, no buyers or sellers for securities in entire asset classes. Additionally, the sale

of less liquid holdings may involve substantial delays (including delays in settlement) and additional costs and the Fund may have more difficulty to sell such holdings when necessary to meet its liquidity needs, or try to limit losses, or may be forced to sell at a loss.

Sustainability Risks

Sustainability Risks identified by Capital Group are taken into account in the investment decision making process as described under the section "Sustainability-related Disclosures Under SFDR" of the Prospectus. Sustainability Risks will have different levels of severity and magnitude depending on regional or sectoral specificities. Below we detail the areas which, in aggregate, represent the most substantial areas of sustainability risk for the Funds. Funds may be adversely affected as a result of the below mentioned risks. More information on Sustainability Risks as described in the ESG Policy may be obtained from [https://www.capitalgroup.com/content/dam/cgc/tenants/eacg/esg/files/esg-policy-statement\(en\).pdf](https://www.capitalgroup.com/content/dam/cgc/tenants/eacg/esg/files/esg-policy-statement(en).pdf).

Climate Change

Most climate related risks come from transition risk as policymakers accelerate action to limit global warming to two degrees. As a result, some assets may become stranded in the face of regulation such as carbon taxes or pricing which changes the economies of their business. As the risks and opportunities from climate change materialise, lifecycle emissions from products are also of increased importance, which will create second order impacts in other sectors. The energy transition will trigger innovation and new consumer preferences which will impact still more sectors. Depending on their operational footprint, increased exposure to physical climate risks such as extreme weather events create a more volatile operating backdrop for companies and put countries growth under pressure.

Data Security and Data Reliance

As the use of vast amounts of data becomes the norm and privacy and security issues become more frequent, ensuring the protection and responsible use of data has become critically important. Vulnerability to data theft or leakage could have a significant impact on consumer trust and result in a loss of market share.

In addition, the Investment Adviser may be reliant on third-party data vendors or a combination of third-party data and Capital Group's proprietary research and analysis. Third party data vendors may not provide complete coverage of issuers that we might invest in, vendors may evaluate issuers inconsistently when assessing a particular issuer characteristic, and the scope of vendor coverage and the criteria that vendors use for inclusion or exclusion change over time. Issuers themselves may also publish or provide incorrect or inconsistent sustainability-related data that we and others may rely on. The Investment Adviser's systems and disclosure might lag behind or not keep up to date with vendor practices or updated issuer data. The associated repercussions, combined with heightened regulatory scrutiny of these risks, could lead to regulatory fines and reputational risks.

Governance

Governance shortcomings in board composition, independence, ethical standards or shareholder rights protection could lead to unanticipated losses. A lack of accountability, transparency or robust controls may result in non-compliance fines. Executive compensation can also create misaligned incentives and lead to operational and regulatory risk. Strong governance is also important at a sovereign level.

Human Capital

Companies with inadequate policies or unfit culture may face immediate short term operational and reputational risks. A company may lose its license to operate or may incur financial fines due to workplace controversies, poor safety records or labour law violations.

The Investment Advisers consider collective bargaining, culture and employee sentiment, diversity, workforce composition, employee turnover and compensation. A lack of investment and education in a workforce at a company or sovereign level poses a potential risk. The Investment Advisers also place heightened focus on human rights violations at a company and sovereign level.

Supply Chains

Inadequate oversight, extensive outsourcing and poor supply chain standards may expose companies to risks. Sourcing natural resources and other products from regions with a history of corruption, low regulatory standards, modern slavery or political instability could lead to reputational and regulatory risks. Evolving customer preferences may also demand more sustainable sourcing which could lead to higher procurement costs.

Lobbying & Business Ethics

Unethical and illegal business practices can pose significant regulatory and financial risks. Inadequate anti-corruption, tax, lobbying and bribery policies and controls could result in adverse consequences for both corporate and sovereign issuers. These risks may be more prominent based on geography.

Exposure to Historic Controversies

Historic controversies, if not adequately addressed by the companies, can be a source of risk. As a result, the Investment Advisers monitor all Fund holdings against several 3rd party data sources to identify exposure to these, with a particular focus on capturing risks from human rights controversies, issues relating to severe environmental degradation or poor labour practices.

Other and Emerging Sustainability Risks

In addition to the above risks, from the perspective of products and consumer, consumer safety and product quality are monitored alongside product affordability in relevant sectors. In certain sectors and sovereigns, contribution or inaction regarding social health and nutrition can also trigger regulatory considerations. Operational and reputational risks for industries with high water consumptions, especially when operating in water scarce regions are also monitored. Similarly, the direct and indirect impact of manufactured products, including pollutants and toxic waste, on local communities, ecosystems and biodiversity can lead to reputational and regulation risks for any misconduct. As such ESG considerations continue to be integrated in financial services, companies with heightened Sustainability Risk may face financing challenges.

We also recognise that additional Sustainability Risks exist at a sovereign level given physical risks such as water shortages, exposure to extreme weather events, the quality of agriculture and biodiversity, and the quality of infrastructure.

As well as the Sustainability Risks that we identify in our bottom-up framework, the Investment Advisers use a range of third-party data sources to systematically screen portfolios for Sustainability Risks and identify emerging risks.

The Investment Advisers engage with companies to ensure that Sustainability Risks are being appropriately addressed.

Dividend Policy

Class A4, Class A7, Class A9, Class A11, Class A13, Class A15, Class B, Class BL, Class C, Class Y, Class N, Class P, Class S, Class Z and Class ZL and corresponding Hedged Equivalent Classes

It is not at present intended that dividends be distributed to Shareholders of Class A4, Class A7, Class A9, Class A11, Class A13, Class A15, Class B, Class BL, Class C, Class Y, Class N, Class P, Class S, Class Z, Class ZL and corresponding Hedged Equivalent Classes in any Fund.

Dividend-distributing Equivalent Classes and Dividend-distributing Hedged Equivalent Classes

- **Principle and amount:** The Board of Directors of the Company intends to recommend that dividends be distributed to Shareholders of all Dividend-distributing Equivalent Classes and Dividend-distributing Hedged Equivalent Classes.

Dividend-distributing Equivalent Classes and Dividend-distributing Hedged Equivalent Classes marked with a "d". The dividend will generally represent all of the net investment income (i.e., investment income net of withholding taxes and expenses) of such Classes. A given Class may not actually pay a dividend in any given accounting period if it has no, or insignificant, net investment income.

Dividend-distributing Equivalent Classes and Dividend-distributing Hedged Equivalent Classes marked with a "gd". The dividend will generally represent a substantial part of the gross investment income (i.e., investment income net of withholding taxes but gross of expenses) of such Classes. A given Class may not actually pay a dividend in any given accounting period if it has no, or insignificant, gross investment income. The payment of dividends out of gross investment income implies that all or part of the fees and expenses are charged to capital (i.e. accumulated capital gains or initial investment).

Dividend-distributing Equivalent Classes and Dividend-distributing Hedged Equivalent Classes marked with an "ad". This share class is available only to Capital Group investors, subject to conditions established from time to time by Capital Group. The dividend will generally represent all of the net investment income (i.e., investment income net of withholding taxes and expenses) of such Classes. A given Class may not actually pay a dividend in any given accounting period if it has no, or insignificant, net income.

Dividend-distributing Equivalent Classes and Dividend-distributing Hedged Equivalent Classes marked with a "fd". The dividend will generally be fixed and may exceed the gross investment income (i.e. investment income net of withholding taxes but gross of expenses) of such Classes. The payment of a fixed dividend implies that any payment in excess of the net investment income may include capital gains, as well as partially be paid out of capital.

Dividend-distributing Equivalent Classes and Dividend-distributing Hedged Equivalent Classes marked with a "fyd". The dividend will be calculated based on a fixed percentage of the Net Asset Value per Share, resulting in a variable dividend, which may exceed the gross investment income (i.e. investment income net of withholding taxes but gross of expenses) of such Classes. The payment of a dividend calculated in this manner implies that any payment in excess of the net investment income may include capital gains and/or payments out of capital which may result in the reduction of invested capital over time. The fixed percentage applied to the Net Asset Value per Share is intended to achieve a predictable annual dividend yield. The fixed annual dividend yield may be changed at the discretion of the Management Company taking into consideration exceptional circumstances.

- **Dividend-distributing Equivalent Classes and Dividend-distributing Hedged Equivalent Classes with an "m" designation:** It is intended that these Classes will distribute dividends monthly.

These are marked by a "m", i.e. "dm", "gdm", "adm", "fdm" or "fydm" depending on the applicable dividend methodology (see "Dividend Policy" above for details) or "dmh", "gdmh", "admh", "fdmh" or "fydmh" for Dividend-distributing Hedged Equivalent Classes.

- **Payment:** Shareholders can elect in writing to have their dividends either reinvested in Shares or paid to them. In the absence of instruction from a Shareholder, the Administrative Manager will automatically reinvest any dividends in Shares promptly upon payment of the dividend. If the Shareholder elects to have dividends paid, the relevant amount will be paid at no charge by bank transfer in the relevant Payment Currency to the bank account designated for this purpose (with all necessary details as specified in the Account Opening Form) by the Shareholder. Upon dividends paid to a Shareholder having been returned to the Company for the second consecutive year, the Administrative Manager will reinvest in Shares the amounts so returned, as well as the amount of any subsequent dividend paid to the same Shareholder until otherwise instructed.

Charges, Expenses and Fees

Annual Charges and Expenses Borne by the Company (these provisions apply until 31 December 2024)

- **Management Fee:** The Company pays the Management Fee at the annual rate, for each Class of each Fund, as specified in the relevant Fund Information Sheet in Annex 2.

This fee is used to compensate the Management Company which can in turn use it to compensate the Investment Advisers for their investment advisory services and the Distributors and other Intermediaries, as applicable, for services to investors or similar services in relation to investments made with their assistance.

Several Classes with different Management Fee rates are available. A number of factors determine the eligibility of Shareholders, Distributors and other Intermediaries for particular Classes and the level of payments that the Management Company can make. These factors include the assets held by the Shareholder, the Distributor or other Intermediary or by investors who are its clients, as well as the overall relationship with the Capital Group. It is the responsibility of Distributors and other Intermediaries to select the most suitable Class(es) for their clients, considering the markets in which they promote the Shares and the type of services they provide to their clients.

Individuals investing with the assistance of Distributors or other Intermediaries are encouraged to review the Class(es) in which they may invest, considering the nature and objective of their investments, since the level of Management Fee may have a material impact on the return of their investments.

The Investment Advisers, the Distributors and other Intermediaries may retrocede part or all of the received fee. The Management Fee is calculated and accrued, on the basis of the net assets of the relevant Class of the relevant Fund, and payable monthly in arrears.

In order to avoid double-charging the Company, when a Fund, including a Fund of Funds, invests in other UCITS (including other Funds) or other UCIs directly or indirectly managed by the Investment Advisers or managed by an entity to which the Investment Advisers are related by virtue of

(i) common management, (ii) common control, or (iii) a direct or indirect interest of more than 10 percent of share capital or voting rights, no investment management or advisory fee will be perceived. When a Fund, including a Fund of Funds, invests a substantial part of its assets in such Funds or other UCIs, the maximum proportion of investment management or advisory fee will be indicated in the Company's annual report. In addition, the Company will not be charged any subscription or redemption fees by these UCITS or UCIs (including other Funds).

For the avoidance of doubt, when a Fund, including a Fund of Funds, invests in other UCITS or UCIs which are not directly or indirectly managed by the Investment Advisers or by an entity to which the Investment Advisers are related as described above, investment management or advisory fee will be paid to these other UCITS or UCIs. Subscription or redemption fees to the units of these UCITS or other UCIs might apply. These fees will be included into the costs of buying and selling units of such UCITS or other UCIs, distinct from the Management Fee as described under "Other expenses" below.

- **Other expenses:** In addition to the above Management Fee, the Company may also have to pay other expenses related to ancillary services which are charged separately as described below.

The Company pays fees and expenses to the providers of the following services in accordance with normal practice in Luxembourg: custody, paying agency, domiciliary agency, corporate agency, registrar and transfer agency; details of the Custodian's and the Administrative Manager's fees are specified for each Fund in the relevant Fund Information Sheet in Annex 2.

The Company also bears its other operational and administration costs, including, but not limited to, the costs of buying and selling portfolio securities (which include transaction costs and related costs); the costs of legal publications, prospectuses, financial reports and other documents made available to Shareholders; governmental charges; legal, auditing and quality controlling fees; registration, publication, translation, local advice, coordination, representation and other similar costs relating to the registration of Shares in foreign jurisdictions; interest; reporting expenses (including in particular tax filings in various jurisdictions); communication costs; compensation of directors (unless they have declined such compensation, which all those employed by an Affiliate have done) and their reasonable out-of-pocket expenses; reasonable investor servicing expenses; payments related to placing certain Funds on platforms that support wider distribution of the Shares of the relevant Funds and/or facilitate investments in the relevant Funds, exchanges or markets, and any other platforms facilitating investment in the Funds; and generally any other expenses arising from its administration, operations or costs incurred in connection with its representation. Significant expenses are accrued in the Net Asset Value, and are charged first against income. The amount of these fees and expenses will be allocated on a fair basis to each Fund or each Class, except if otherwise specified in this Prospectus and for certain fees and/or expenses which are specific to a given Fund or Class.

The Management Company or Affiliates may also provide the Company with other services to support its business development, including, but not limited to, product development, fund registration and any other similar support as may be required, for which they receive a reasonable compensation.

Charges relating to the creation of any new Fund or Class may be written off against the assets of the relevant Fund or Class over a period not exceeding five years and in such amounts in each year as determined on a fair basis.

The Management Company (or any Affiliate) may, at its discretion, decide to bear part of the expenses of some Classes of some Funds so that the total expense ratio of the relevant Class(es) does not exceed certain thresholds. The corresponding amounts, if any, will be accrued daily within the relevant Classes, and disclosed in the Company's annual and semi-annual reports. Such policy, if any, may be changed or withdrawn at any time at the Management Company's or the Affiliate's sole discretion.

For certain Classes, the above expenses will be charged separately to investors having entered into a separate agreement with the Management Company.

A Fund of Funds bears its own operational expenses which comes in addition to the expenses charged in the Underlying Fund it invests. Accordingly, the prospective investors should note that the aggregate fees and costs are likely to exceed the fees and costs that would typically be incurred in respect of an investment that is not a Fund of Funds.

From 1 January 2025, the following provisions apply:

This section describes the charges, expenses and fees that Shareholders, Funds and Classes bear on their investment and how they work.

The Management Company is entitled to receive charges, fees and expenses from the Company for the services provided, as follows:

- the Management Fee (as defined below) for managing each Fund; and
- the Annual Administration Charge (as defined below), which covers the charges and expenses paid by the Management Company in relation to the operation and administration of the Funds.

Each Fund or Class, as applicable, may bear other charges, fees and expenses, as further described below under section "Other Charges, Fees and Expenses borne by the Funds or the Classes".

Charges, Expenses and Fees paid by the Company to the Management Company

Management Fee: The Company pays the Management Fee at the annual rate, for each Class of each Fund, as specified in the relevant Fund Information Sheet in Annex 2. The Management Fee is a fixed fee, except for Class S and Equivalent, where the rate disclosed in the relevant Fund Information Sheet in Annex 2 is a maximum rate.

The Management Fee is used to compensate the Management Company, which can in turn use it to compensate the Investment Advisers for their investment advisory services and the Distributors and other Intermediaries, as applicable, for services to investors or similar services in relation to investments made with their assistance.

Several Classes with different Management Fee rates are available. A number of factors determine the eligibility of Shareholders, Distributors and other Intermediaries for particular Classes and the level of payments that the Management Company can make. These factors include the assets held by the Shareholder, the Distributor or other Intermediary or by investors who are its clients, as well as the overall relationship with the Capital Group. It is the responsibility of Distributors and other Intermediaries to select the most suitable Class(es) for their clients, considering the markets in which they promote the Shares and the type of services they provide to their clients.

Individuals investing with the assistance of Distributors or other Intermediaries are encouraged to review the Class(es) in which they may invest, considering the nature and objective of their investments, since the level of Management Fee may have a material impact on the return of their investments.

The Investment Advisers, the Distributors and other Intermediaries may retrocede part or all of the received fee. The Management Fee is calculated and accrued, on the basis of the net assets of the relevant Class of the relevant Fund, and payable monthly in arrears. The

Management Fee is exclusive of VAT, which will be charged in addition, where applicable. For certain Classes, the Management Fee will be charged separately to investors having entered into a separate agreement with the Management Company.

In order to avoid double-charging the Company, when a Fund, including a Fund of Funds, invests in other UCITS (including other Funds) or other UCIs directly or indirectly managed by the Investment Advisers or managed by an entity to which the Investment Advisers are related by virtue of (i) common management, (ii) common control, or (iii) a direct or indirect interest of more than 10 percent of share capital or voting rights, no investment management or advisory fee will be perceived. When a Fund, including a Fund of Funds, invests a substantial part of its assets in such Funds or other UCIs, the maximum proportion of investment management or advisory fee will be indicated in the Company's annual report. In addition, the Company will not be charged any subscription or redemption fees by these UCITS or UCIs (including other Funds).

For the avoidance of doubt, when a Fund, including a Fund of Funds, invests in other UCITS or UCIs which are not directly or indirectly managed by the Investment Advisers or by an entity to which the Investment Advisers are related as described above, investment management or advisory fee will be paid to these other UCITS or UCIs. Subscription or redemption fees to the units of these UCITS or other UCIs might apply. These fees will be included into the costs of buying and selling units of such UCITS or other UCIs, distinct from the Management Fee as described under "Other expenses" below.

Annual Administration Charge: The Company pays an Annual Administration Charge to the Management Company. The Annual Administration Charge is used by the Management Company to pay certain charges and expenses incurred in relation to the operation and administration of the Company and the Funds. The Annual Administration Charge is a fixed-rate charge accrued on a daily basis by reference to the Net Asset Value and is payable monthly in arrears to the Management Company. The Annual Administration Charge is charged first against income. In the event the actual costs incurred by the Funds exceed the level of the Annual Administration Charge applicable to a Class, the Management Company will bear the excess. The effective Annual Administration Charge is accrued at each Valuation Date and is disclosed in the KIID ongoing charges figure and the KID ongoing costs figure.

The maximum charge applicable to each Class is disclosed in the Fund Information Sheet in Annex 2. For certain Classes, the Annual Administration Charge will be charged separately to investors having entered into a separate agreement with the Management Company. The Management Company may, at its sole discretion, waive all or part of the Annual Administration Charge for some Funds or Classes for an indefinite period. Such policy, if any, may be changed or withdrawn at any time by the Management Company's sole discretion.

The effective level of the Annual Administration Charge per Fund and Class is defined considering different criteria such as, but not limited to, the costs charged to the Class and the variation of costs linked to a change of the Net Asset Value in respect of the Class that might be due to market effects and/or dealing in Shares. The effective levels of the Annual Administration Charge will be reviewed by the Management Company on an annual basis and under exceptional circumstances to ensure that the charge remains fair to Shareholders and that they do not bear any undue costs. Where the actual cost incurred by the Funds falls below the Annual Administration Charge for that Fund (as fixed by the Management Company), the Management Company shall be entitled to retain any excess amount above actual costs incurred by the relevant Fund. The effective level of the Annual Administration Charge for each Fund and Class is disclosed in the semi-annual and annual reports of the Company.

The Annual Administration Charge includes costs related, but not limited, to:

- depositary and custody fees;
- paying agency;
- domiciliary agency;
- corporate agency;
- registrar and transfer agent;
- legal publications, prospectuses, financial reports and other documents made available to Shareholders;
- governmental charges;
- legal, auditing and quality controlling fees;
- registration, publication, translation, local advice, coordination, representation and other similar costs relating to the registration of Shares in foreign jurisdictions;
- reporting expenses (including in particular tax advisor fees for shareholder tax reporting in various jurisdictions);
- communication costs;
- reasonable investor servicing expenses;
- payments related to placing certain Funds on platforms that support wider distribution of the Shares of the relevant Funds and/or facilitate investments in the relevant Funds, exchanges or markets, and any other platforms facilitating investment in the Funds;
- Fund accounting and administrative service expenses, and generally any other expenses arising from its administration, operations or costs incurred in connection with its representation;
- VAT, where applicable, in relation to each of the charges and expenses noted above;
- other relevant charges that may occur from time to time.

Charges relating to the creation of any new Fund or Class may be written off against the assets of the relevant Fund or Class over a period not exceeding five years and in such amounts in each year as determined on a fair basis.

Other Charges, Fees and Expenses borne by the Funds or the Classes

In addition to the Management Fee and Annual Administration Charge, Funds or Classes, where applicable, may bear additional charges and expenses, which include but are not limited to:

- brokerage fees and commissions;
- expenses for operating Hedged Equivalent Classes;
- transaction costs associated with buying and selling Fund assets, including interest, taxes, governmental duties, charges and levies;
- Luxembourg *taxe d'abonnement*;

- compensation of directors of the Company (unless they have declined such compensation, which all those employed by an Affiliate have done) and their reasonable out-of-pocket expenses;
- other transaction-related costs and expenses;
- extraordinary expenses including, but not limited to, interest and full amount of any duty, levy and tax or similar charge imposed on a Fund, litigation expenses and any extraordinary expenses or other unforeseen charges.

Such additional charges and expenses are paid directly from the relevant Funds or Classes, as the case may be.

The Management Company (or any Affiliate) may, at its discretion, decide to bear part of the expenses of some Classes of some Funds so that the total expense ratio of the relevant Class(es) does not exceed certain thresholds. The corresponding amounts, if any, will be accrued daily within the relevant Classes, and disclosed in the Company's annual and semi-annual reports. Such policy, if any, may be changed or withdrawn at any time at the Management Company's or the Affiliate's sole discretion.

A Fund of Funds bears its own operational expenses which comes in addition to the expenses charged in the Underlying Fund investments. Accordingly, the prospective investors should note that the aggregate fees and costs are likely to exceed the fees and costs that would typically be incurred in respect of an investment that is not a Fund of Funds.

For the avoidance of doubt, the Company is not currently subject to any Luxembourg taxes on income or capital gains.

Sales Charge Borne by the Investor

A sales charge of up to 5.25% may be withheld by Distributors and other Intermediaries from any amount to be invested in all Classes with the exception of Class A4, Class A7, Class A9, Class A11, Class A13, Class A15, Class C, Class Y and Class N. The Management Company can also withhold a sales charge of up to 5.25% from any amount to be invested in all Classes with the exception of Class A4, Class A7, Class A9, Class A11, Class A13, Class A15, Class C, Class Y and Class N.

A switch from one Fund to another is deemed a sale for this purpose.

Liquidity Risk Management

The Management Company has established, implemented and consistently applies a liquidity risk management framework which sets out the governance standards and requirements for the oversight of liquidity risk in relation to the Funds which will be reviewed by the Management Company periodically and as needed. The framework outlines the responsibilities for assessing, monitoring, and providing independent oversight of liquidity risks of the Funds and to ensure compliance with the internal liquidity parameters so that the Funds can meet their obligations arising from redemptions at the request of Shareholders.

The liquidity risk monitoring, management and oversight process is managed by the independent risk management function which has oversight of the entire risk management programme, is responsible for its performance and reports the outcome to senior management and relevant boards which act as a point of escalation.

Qualitative and quantitative assessments of liquidity risks at a portfolio and security level are performed to ensure that investment portfolios are appropriately liquid to process Shareholders' redemption requests. In this context, Funds are reviewed individually with respect to liquidity risks. In addition, any concentration of Shareholders in the Funds is regularly reviewed to assess their potential impact on anticipated financial obligations of the Funds. The Management Company's assessment of liquidity risks within Funds includes (but is not limited to) consideration of the investment strategy, the dealing frequency, the underlying assets' liquidity (and their valuation) and type of investors.

Net Asset Value

Frequency and Timing

The Net Asset Value of each Class of each Fund is calculated as of each Valuation Date, after the Cut-Off Time. In addition, a net asset value, for performance and fee calculation purposes only, is calculated on each Business Day which is not a Valuation Date, that falls on month-ends; no dealing activity can be based on such net asset value per Share.

The Net Asset Value is available at the registered office of the Company on the Business Day following the relevant Valuation Date and is also usually available online at capitalgroup.com/international.

Calculation Principles

The Net Asset Value will be provided in the Base Currency, as specified in the relevant Fund Information Sheet in Annex 2, and in each other Payment Currency.

The Net Asset Value of each Class of each Fund is calculated by dividing the value of the portion of the assets of the Company properly attributable to the relevant Class, less the value of the portion of the liabilities of the Company properly attributable to such Class, by the total number of Shares of such Class issued and outstanding as of the relevant Valuation Date.

The Net Asset Value will be rounded to two decimal places, except in JPY where it will be rounded to the unit.

In determining the Net Asset Value, the following principles are applied:

- Except as otherwise provided in (vi) below, securities which are listed on an official stock exchange or traded on any other Regulated Market are valued at the last traded or otherwise available price at the time the Net Asset Value is calculated on the principal market on which they are traded, as published by such market or furnished by a pricing service approved by the Board of Directors; and other securities are valued at prices furnished by, or yield equivalents obtained from, one or more dealers or such pricing service.
- Securities issued by UCITS or UCIs will be valued at their last available net asset value on the relevant Valuation Date; they may be valued in accordance with item (i) above where such securities are listed.
- Money market instruments will be valued at nominal value plus any accrued interest or using an amortised cost method, provided that this method of valuation ensures that such assets will be valued at their fair value as determined in good faith pursuant to the procedure established by the Board of Directors of the Company.

- (iv) Swaps will be valued at the net present value of their cash flows.
- (v) The liquidating value of OTC Derivatives shall be determined based on information provided by pricing services approved by the Board of Directors of the Company.
- (vi) If a price representative of a security's fair value is not readily available from the pricing sources described under (i) through (v) above, or if the accuracy of a Portfolio's valuation, as established pursuant to (i) above, is materially affected by events that occur prior to the Net Asset Value being calculated, the relevant security or securities will be valued at the fair value, as determined by or under the direction of the Board of Directors of the Company. Use of such fair valuation procedures is intended to result in more representative Net Asset Values and to eliminate or substantially reduce potential arbitrage opportunities at the expense of Shareholders that might otherwise be available to short-term investors. In addition, the closing prices of equity securities that trade in markets outside US time zones may be adjusted to reflect significant events that occur after the close of local trading but before the Net Asset Value of each Share Class of the Fund is determined.

All Net Asset Value calculations will first be made in the relevant Fund's Base Currency. For this purpose, assets or liabilities expressed in currencies other than the Base Currency will be translated into the Base Currency at the prevailing market rate on the Valuation Date. The result of such calculations will be translated into each other Payment Currency at the prevailing market rate on the Valuation Date.

The process of calculation of the Net Asset Value of each Class of each Fund ensures that any transaction in Shares is effected at a Net Asset Value that cannot be known to the investor or Shareholder at the Cut-Off Time.

Swing pricing adjustment

A Fund may suffer dilution of the Net Asset Value as a result of large subscriptions, redemptions or switches.

Such dilution would arise from Shareholders buying or selling Shares at a Net Asset Value which would not accurately reflect the dealing and other costs incurred when securities are traded to accommodate cash inflows or outflows. In order to counter such dilution impact, the Company adopts a swing pricing mechanism as part of its valuation policy. However, this will not apply for investments in the Fund of Funds. In case a Fund of Funds investment or disinvestment triggers the swing pricing threshold in the relevant Underlying Fund, the corresponding costs would be charged through the swing pricing mechanism to the Fund of Funds.

If on any Valuation Date, the net aggregate amount of subscriptions or redemptions in Shares of a Fund exceeds a pre-determined threshold expressed as a percentage of the Net Asset Value of that Fund, the Net Asset Value may be adjusted upwards or downwards to reflect the costs attributable to the underlying trade in securities undertaken by the Investment advisers to accommodate inflows or outflows as the case may be. The swing pricing mechanism is applied on the net aggregate amount of subscriptions or redemptions in Shares of a Fund and does not address the specific circumstances of each individual investor transaction.

The Net Asset Value will be first calculated separately as per the "Calculation Principles" as described above. Any swing pricing adjustment to such Net Asset Value will be applied systematically and consistently based on predefined factors, except for the Fund of Funds as mentioned above.

The price adjustment may vary from Fund to Fund and will normally not exceed 3% of the original Net Asset Value. The Company may decide to (i) suspend the application of any swing pricing adjustment to the Net Asset Value of any particular Fund or (ii) increase this price adjustment limit, in exceptional circumstances such as pandemics, natural or environmental disasters, war, acts of terrorism, or other events leading to severe turmoil to protect the interests of Shareholders. Such price adjustment is available on the Management Company's webpage at capitalgroup.com/international concomitantly with the publication of the relevant Net Asset Value.

The Company, relying on the Management Company and its Conducting Officers' ongoing review, will reassess on a periodic basis the price adjustment factors to reflect an approximation of current dealing and other costs.

Suspension of Determination of Net Asset Value and of Issue, Switch and Redemption of Shares

The Company or, upon delegation of the Company, the Management Company, may suspend the determination of the Net Asset Value of any or all Fund(s) or Class(es) and suspend the issue, switch and redemption of Shares of such Fund(s) or Class(es) in the cases listed below:

- (a) any market(s) or stock exchange(s) on which a material part of the investments of the relevant Fund(s) are quoted, is/are closed, other than for official holidays, or when dealings are substantially restricted or suspended;
- (b) the disposal of the assets of the relevant Fund(s) or the determination of their value is not possible due to a local, regional or global crisis, a communications breakdown or similar circumstances;
- (c) the reliable determination of the value of the assets of the relevant Fund(s) is not possible, despite the use of fair valuation procedures as described under "Net Asset Value" above, due to exceptionally high levels of market volatility or similar circumstances;
- (d) as a result of exchange or other restrictions or difficulties affecting the transfer or remittance of funds, transactions are rendered impossible or impracticable, or when purchases and sales of assets cannot be effected at the normal rate of exchange;
- (e) a failure to do so might result in the relevant Fund(s) or Class(es) or the Company or Shareholders suffering any financial disadvantage which might not otherwise have been suffered;
- (f) in the case of the liquidation or merger of the Company, Fund(s) or Class(es);
- (g) following a decision to merge a Class, a Fund or the Company, if justified with a view to protecting the interest of Shareholders; or
- (h) in case a Fund is a Feeder (as defined under Annex 1 below) of another UCITS (or a sub-fund thereof), if the net asset value calculation of the Master (as defined under Annex 1 below) UCITS (or the sub-fund thereof) is suspended.

The suspension of any Fund or Class will have no effect on the calculation of the Net Asset Value, and the issue, switch and redemption of the Shares, of any other Fund or Class.

Investors who have applied for subscription and Shareholders who have requested switch or redemption of their Shares in the relevant Fund(s) or Class(es) will be promptly notified of any suspension and of the termination of the suspension. Subscription, redemption and switch requests may be withdrawn until termination of the suspension has been notified. In case of subscription, the subscription amount will be returned, without interest, as soon as practicable following the date of withdrawal, at the applicant's expense and risk.

Account Opening

Account Opening Procedure

Investors must open an account with the Company prior to first investing. Account Opening Forms must be used for this purpose, and are available from the Company, the Management Company, the Administrative Manager or Distributors upon request. Pursuant to the Luxembourg Law of 12 November 2004 (as amended) on the fight against money laundering and terrorist financing, any other applicable laws and regulations and the relevant circulars of the Luxembourg supervisory authority, obligations have been imposed on professionals of the financial sector to prevent the use of undertakings for collective investment such as the Company for money laundering and terrorist financing purposes. These provisions necessitate the Administrative Manager on behalf of the Management Company to comply with "Know Your Customer" ("KYC") obligations which require to know and ascertain the identity of each investor, as well as that of other persons related to this investor (such as any of this investor's beneficial owners or proxyholders), the source of the funds being invested in the Company, and, as the case may be, the source of wealth of the investor. The Administrative Manager on behalf of the Management Company must also take reasonable measures to verify each of these persons' identity so that it is satisfied that it knows who the investors' beneficial owners are and take reasonable measures to understand the ownership and control structure of the investors. The list of identification documents to be provided by each investor will be based on the AML/CTF and KYC requirements as provided in the applicable AML/CTF laws and regulations, including the CSSF's circulars and regulations as amended from time to time and based on the AML/CTF & KYC Guidelines agreed between the Management Company and the Administrative Manager. These requirements may be amended, from time to time (for example, upon the introduction of new Luxembourg laws or regulations).

Either prior to subscription or at any time thereafter, initially and on an ongoing basis, upon the Management Company's or the Administrative Manager's request or at one's own initiative (notably but not only immediately in case of beneficial ownership change), each investor and any other person related thereto (i) shall engage its best endeavours to proactively assist the Management Company or the Administrative Manager in fulfilling their AML/CTF/KYC obligations, and (ii) in particular shall provide all information and documents which are required by AML/CTF laws and regulations and/or which the Management Company or the Administrative Manager consider appropriate for performing their AML/CTF obligations, whilst ensuring at all times that each piece of information and each document provided to the Management Company or the Administrative Manager is and remains adequate, accurate and up-to-date.

An Account Opening Form is valid only when accompanied by a complete set of appropriate investor identification documents, the list of which will be provided to any investor by the Administrative Manager upon request, in the form and content prescribed by Luxembourg laws and regulations, including AML/CTF laws and regulations. The Management Company or the Administrative Manager may require investors to provide any document deemed necessary to effect such identification, including but not limited to an original duly completed and signed Account Opening Form. In case of delay or failure by an investor to provide the information or documents required, the application for subscription (or, if applicable, for redemption) will not be accepted. Neither the Company nor the Management Company or the Administrative Manager have any liability for delays or failure to process deals as a result of the investor providing no or only incomplete documentation. However, the Management Company may, at its discretion, choose to open an investor account with the Company based on an Account Opening Form that is not accompanied by all required documentation, it being understood that proceeding this way should remain exceptional and justified as protecting the Fund's activities while in compliance with applicable Luxembourg laws. In such case, any missing documents must be received as soon as possible after the account opening and requests for transfers of Shares will not be acted upon, and subsequent requests for subscriptions, redemptions and switches will be acted upon but any payments due to the relevant Shareholder, including distributions and redemption proceeds, as applicable, will not be made available to the Shareholder, until the missing documentation has been provided. Before redemption proceeds are released, the Administrative Manager may require any further AML/CTF information and/or documentation, such as original documents or a certified true copy of original documents to comply with the Luxembourg laws and regulations. Investors may also be requested to provide additional or updated identification documents from time to time pursuant to ongoing investor due diligence requirements under applicable laws and regulations. More generally, in addition to relevant subscription or, as applicable, redemption orders being delayed or blocked, and any proceeds in relation thereto being retained by the Company, delay or failure to provide any required piece of AML/CTF information and documentation may result in criminal and non-criminal sanctions provided by AML/CTF laws and regulations.

Unless investors specify otherwise, the Management Company or the Administrative Manager will act upon received instructions which it believes to have been given in good faith.

Distributors and other Intermediaries may apply different account opening procedures to accounts opened with their assistance, as detailed under "Distributors and other Intermediaries". For the avoidance of doubt, it is confirmed that, in all cases, the Administrative Manager performs individual identification as per applicable laws, regulations, internal policies and guidelines on behalf of the Management Company. The Board of Directors of the Management Company and ultimately the Board of Directors of the Company retains responsibility for investor identification procedures.

As the case may be the Company or the Administrative Manager must or may transmit (possibly without prior notice to the investor concerned and/or other related person thereto) all or part of the AML/CTF/KYC information and documentation to certain third parties, including competent authorities.

In accordance with the Luxembourg law of 13 January 2019 establishing a register of beneficial owners (the "RBO Law"), Shareholders are informed that the Company must notably identify each of its beneficial owners (certain of whom may also be the beneficial owners of the investor itself), obtain and hold adequate, accurate and up-to-date information about all its beneficial owners, including the details of the beneficial interest they hold, as well as certain supporting documentation, and shall communicate certain information in their respect to the register of beneficial owners in Luxembourg. The relevant authorities as well as the general public can access the register and the relevant information of the beneficial owners of the Company, including the name, the full date and place of birth, the country of residence, nationality(ies), as well as the type and extent of the beneficial interests held in the Company. The RBO Law defines beneficial owners, through a cross-reference to relevant provisions of the AML Law, as any natural person(s) who ultimately owns or controls the investor or any natural person(s) on whose behalf a transaction or activity is being conducted. In particular, for corporate entities such as the Company, beneficial owners include (i) any natural person who, ultimately, owns or controls the Company by virtue of having directly or indirectly a sufficient percentage (i.e. more than 25%, or any lower threshold that may be determined by the Company or the Administrative Manager) of shares or voting rights or ownership interests in the Company, or controls the Company by other means, or (ii) if no natural person may be identified as per, or if there is any doubt that the person(s) identified are the actual beneficial owner(s), any natural person who holds the position of senior managing official of the Company. As at the date of last update of this Prospectus, the ownership of the Company is diversified, and no natural person owns or controls 25% plus one shares, voting rights or ownership interests or otherwise controls the Company through other means (directly or indirectly). Therefore, the members of the Board of Directors have been identified as beneficial owners of the Company (in their capacity as senior managing officials).

Personal Data

Personal Data provided or collected in connection with an investment in the Company will be processed by the Company and/or the Management Company, as joint data controllers (i.e. the "Controllers") and by the Investment Advisors, the Administrative Manager, the auditor, legal and financial advisers and other potential service providers of the Controllers and, any of the foregoing respective agents, delegates, affiliates, subcontractors and/or their successors and assigns, acting as processor on behalf of the Controllers (i.e. the "Processors"). In certain circumstances, the Processors may also process personal data of investors as controller, in particular for compliance with their legal obligations in accordance with laws and regulations

applicable to them (such as anti-money laundering identification) and/or order of any competent jurisdiction, court, governmental, supervisory or regulatory bodies, including tax authorities.

By investing in the Company, the investors understand that the Controllers as well as, where relevant, its service providers such as Administrative Manager, including Transfer Agent, representatives or agents collect, retain, maintain, process and disclose confidential information and personal data in accordance with applicable laws and/or other regulations, including, but not limited to, the Regulation (EU) 2016/679 of 27 April 2016 on the protection of natural persons with regard to the processing of personal data and on the free movement of such data (the "General Data Protection Regulation", as well as any law or regulation relating to the protection of personal data applicable to them (together the "Data Protection Law")). The investors understand that the confidential information and personal data they are supplying will enable the Controllers as well as, where relevant, its service providers, such as Administrative Manager, including Transfer Agent, representatives or agents to administer the account of the investors and provide appropriate services to the investors. By investing in the Company, the investors (i) are being made aware of the transfer and disclosure of their information and personal data by the Controllers and/or the Administrative Manager, including Transfer Agent, to any affiliates or any entities within the J.P. Morgan Chase Bank N.A. group of companies, as well as to third party service providers, representatives, agents as well as the Capital Group Luxembourg funds and delegates located in Luxembourg or abroad and contracted from time to time by the Controllers and/or the Administrative Manager, including Transfer Agent, to administer the account of the investors and to provide appropriate services to the investors, and (ii) understand and consent to renounce to benefit from the Luxembourg professional secrecy law and (iii) are being made aware that their information and personal data may be collected, held, processed and transferred in computing systems and gateways operated by the Controllers as well as, where relevant, its service providers, such as Administrative Manager, including Transfer Agent, representatives and agents and the Capital Group Luxembourg funds as well as transferred to a country that does not have equivalent data protection laws to those of the European Economic Area, where the same level of confidentiality and protection in relation to data protection and professional secrecy as currently in force in Luxembourg, may not be guaranteed.

In particular, the investors are informed that the Controllers as well as, where relevant, its service providers, such as Administrative Manager, including Transfer Agent, representatives and agents and the Capital Group Luxembourg funds may be required by applicable laws and/or other regulations to provide information about their account and/or their confidential information and personal data to public authorities (including supervisory, regulatory or governmental authorities) or courts in various jurisdictions, in particular those jurisdictions where (a) the Capital Group Luxembourg funds is or is being registered for public or limited offering of its shares, licensed or otherwise authorised to invest, (b) Shareholders are resident, domiciled or citizens or (c) service providers are located, hold or process their information and personal data.

The investors have the right to access, delete, to object and/ or request a restriction of processing or request a copy of the personal data held in relation to them, and to request that it be amended, updated or deleted as appropriate if incorrect. Any such request, including change of the investors' personal data, should be notified in writing to Capital Group Investor Services at, PO Box 167, 6C, route de Trèves, L-2633 Senningerberg, Luxembourg. The investors further acknowledge that Capital Group Investor Services (as well as, where relevant, service providers, representatives or agents) may record all incoming and outgoing telephone calls.

Further information in relation to the above is available in our Privacy Policy which can be accessed on www.capitalgroup.com/eu/privacy. The Privacy Policy explains the collection, use, sharing and otherwise processing of personal data in connection with investment in the Company or with investment and shareholder services, in accordance with applicable laws and regulations.

Issue of Shares

Shares are offered on each Valuation Date. Depending on Classes, the issuance of Shares is subject to certain conditions as detailed in "The Funds and their Structure". Furthermore, large subscriptions, redemptions or switches of Shares of one Fund into Shares of the same Class and Equivalent Classes in another Fund may, for a short time, impact the compliance of the Fund with its investment policy, its limits and/or its compliance with the General Investment Guidelines and Restrictions specified in Annex 1 until the subscription, redemption or switch amounts, as the case may be, have been invested or divested. The Fund will adopt as a priority objective the remedying of that situation, acting in the best interests of the Shareholders.

In case where an investor invests in the Company through an intermediary, (i) it may not always be possible for the investor to exercise certain shareholder rights directly against the Company and (ii) investors' rights to indemnification in the event of NAV errors/non-compliance with the investment rules applicable to a Fund may be impacted and only exercisable indirectly. Investors are advised to take advice on their rights.

Offering Price

The Offering Price on each Valuation Date is the corresponding Net Asset Value, potentially adjusted upwards or downwards as the case may be as described under "Swing pricing adjustment". Any applicable sales charge as described under "Expenses" may be added to such amount.

Standard Subscription Procedures

Unless otherwise provided in the subsequent sections:

- Payment of subscription amounts must be made in any available Payment Currency of an active Class and Equivalent Class which can be found online on the Management Company's webpage at capitalgroup.com/international. Shares will be issued in that same Payment Currency, unless specifically instructed otherwise by the investor, who may in this case incur currency exchange costs. Subscription amounts received in any convertible currency other than an available Payment Currency will generally be converted by the Administrative Manager before being invested in Shares, on behalf of the investor and at his expense and risk, into the relevant Fund Base Currency as specified in the relevant Fund Information Sheet in Annex 2. The subscription will then take place in the relevant Fund Base Currency as specified in the relevant Fund Information Sheet in Annex 2; contractual settlement (as described below) will not be available in such cases.
- Shares will be issued only after (i) the investor has opened an account with the Company (see "Account Opening" above), (ii) a completed and valid Transaction Request Form (available from the Company, the Management Company, the Administrative Manager or Distributors upon request) has been received not later than the Cut-Off Time on a Valuation Date (subject to the subsequent paragraph regarding subscriptions with a value greater than the amount specified in the relevant Fund Information Sheet in Annex 2), (iii) the full amount of cleared funds in an available Payment Currency of an active Class and Equivalent Class which can be found online on the Management Company's webpage at capitalgroup.com/international has been verified in the collection account by the Custodian through its standardised cash verification system, and (iv) the subscription has been accepted by the Management Company.
- For Funds that have a Subscription Pre-notification Date, in the event of a subscription on any Valuation Date for Shares with a value greater than the amount specified in the relevant Fund Information Sheet in Annex 2, Shares will only be issued after (i) the investor has opened an account with the Company (see "Account Opening" above), (ii) a completed and valid Transaction Request Form has been received not later than the Cut-Off Time on a Subscription Pre-notification Date, and (iii) the subscription has been accepted by the Management Company. The investor undertakes to procure payment no later than the relevant Valuation Date. The Management Company may, at its discretion, require that the payment of such large subscription be made in the Base Currency as specified in the relevant Fund Information Sheet in Annex 2 of the relevant Fund. The Management Company may, at its discretion, accept on any Valuation Date subscription for Shares with a value greater than the

amount specified in the relevant Fund Information Sheet in Annex 2, even if received after the relevant Subscription Pre-notification Date and no later than the Cut-Off Time on that Valuation Date.

- Shares will be issued as of the Cut-Off Time on the Valuation Date on which the above requirements are fully met, at the Net Asset Value, potentially adjusted upwards or downwards as the case may be as described under "Swing pricing adjustment" determined as of the corresponding Valuation Date.
- When the amount of funds received is less than the amount (or than the value of the number of Shares) specified in the Transaction Request Form, Shares will be issued for the lower amount, except if the Management Company has agreed to issue Shares to the investor before cleared funds were verified in the collection account, as described under "Contractual Settlement" below.
- A subscription request may not be withdrawn or amended by the investor after the Cut-Off Time of the relevant Valuation Date or Subscription Pre-notification Date (the Management Company may however, at its discretion, decide on an exceptional basis to accept subscription requests and/or to agree to withdraw or amend subscription requests after the Cut-Off Time of the relevant Subscription Pre-notification Date provided that (i) the request for such an exception has been submitted to the Management Company or the Administrative Manager before the Cut-Off Time of the relevant Valuation Date, (ii) the Management Company is satisfied that the request has been submitted in good faith, (iii) the Shareholder has no historical pattern of similar requests and (iv) the request is not part of trading activity that the Management Company has determined could involve actual or potential harm to the Company).

Contractual Settlement

Shares could be issued before cleared funds are verified in the collection account to an investor who, in such case, will be deemed to have agreed to provide the Management Company with adequate protection against the non-receipt of funds, as follows. By investing in this context, any such investor irrevocably:

- undertakes to procure payment in one of the available Payment Currencies (which the Management Company may, at its discretion, require to be in the relevant Fund's Base Currency as specified in the relevant Fund Information Sheet in Annex 2) no later than the third Week Day following the Valuation Date as of which the relevant Shares are issued, unless otherwise agreed in writing with the Company, or (i) if payments in the relevant currency cannot settle on such date, on the next Week Day on which the payment can settle, or (ii) if the final transaction amount, when placing an order in number of Shares, cannot be confirmed in due course, on the Week Day following this confirmation;
- authorises and instructs the Management Company to, at its discretion, in the event that any Shares remain unpaid on or after, as described above, no later than the third Week Day following the Valuation Date as of which the relevant Shares are issued, unless otherwise agreed in writing with the Company, or (i) if payments in the relevant currency cannot settle on such date, on the next Week Day on which the payment can settle, or (ii) if the final transaction amount, when placing an order in number of Shares, cannot be confirmed in due course, on the Week Day following this confirmation, redeem any fully paid Shares that the Shareholder may already hold, and/or any of the unpaid Shares, and to use the proceeds of such redemption(s) to cover any amount remaining due to the Company with respect to the unpaid Shares plus any reasonable related costs (including, but not limited to, late-payment interest, foreign currency exchange costs, including those resulting from currency fluctuation); and
- acknowledges that such investor will remain liable to the Company for the payment of any unpaid subscription amount and other costs (as described above) not fully covered by such redemption proceeds.

Class Selection

If the Management Company determines that the investor is not eligible for the selected Class, the Management Company may reject the investor's subscription.

Subscriptions made with the assistance of Distributors and other Intermediaries

Distributors and other Intermediaries may apply different subscription procedures, including an earlier dealing cut-off time, to subscriptions for Shares made with their assistance, as detailed under "Distributors and other Intermediaries".

Subscription in Kind

The Management Company may, at its discretion, allow an investor to settle its subscription by contributing securities acceptable to the Company, subject to the requirements of Luxembourg law, in particular, a valuation report by the Company's auditor confirming the value of the contributed assets. Only securities that are in compliance with the relevant Fund's investment policy and restrictions at the relevant time, as determined by the Management Company at its sole discretion, may be contributed. The costs of such contribution of securities will usually be borne by the investor; however, the Company may bear them provided it is satisfied that such costs are lower than the cost of investing the corresponding cash amount.

Subscriptions Deferral

If, on any Valuation Date, any Fund receives subscription(s) for Shares with a combined value of 5% or more of its total net assets, the Management Company will have the right to defer such subscription(s) in excess of 5% of its total net assets, pro rata to the outstanding subscription requests, until the next or subsequent Valuation Date(s). (For this purpose, a switch of Shares of a given Fund into Shares of another Fund (see "Switches Between Funds") will be treated as a redemption from the former and a subscription into the latter, the redemption being processed only when simultaneous subscription into the new Fund has become possible.) The investors concerned will be promptly informed of this decision and will have the right to withdraw their subscription request, or the portion thereof that was deferred, by notifying the Management Company at the latest on the Business Day following such notification before the Cut-Off Time. In the case of deferral of subscriptions, the relevant Shares will be issued at the Net Asset Value, potentially adjusted upwards or downwards as the case may be as described under "Swing pricing adjustment" determined as of the Valuation Date corresponding to the Valuation Date on which the subscription, or the relevant portion thereof, is effected.

Rejection Privilege

The Company, the Management Company and Distributors reserve the right to reject any application for subscription at their discretion, without giving any reason. In particular, subscriptions that are part of trading activity that the Company, the Management Company or a Distributor have determined could involve actual or potential harm to the Company, as further detailed under "Protection Against Improper Trading Practices", may be rejected. The Company or the Management Company may also refuse to accept any application for subscription if the Company or one or more Fund(s) reach a size that could impact the ability to find suitable investments for the Company or one or more Fund(s). If an application is rejected, the subscription amount will be returned, without interest, as soon as practicable following the date of rejection, by banker's draft or electronic transfer, at the applicant's expense and risk.

Redemption of Shares

Standard Redemption Procedures

Shares will be redeemed by the Company at the relevant Net Asset Value, potentially adjusted upwards or downwards as the case may be as described under "Swing pricing adjustment" determined as of the Valuation Date on which a valid written request is received from a Shareholder not later than the Cut-Off Time (less any applicable improper trading redemption charge as described under "Expenses").

For Funds that have a Redemption Pre-notification Date, any redemption with a value greater than the amount specified in the relevant Fund Information Sheet in Annex 2, Shares will be redeemed by the Company at the relevant Net Asset Value, potentially adjusted upwards or downwards as the case may be as described under "Swing pricing adjustment" determined as of the relevant Valuation Date provided that a valid written request is received from a Shareholder on the relevant Redemption Pre-notification Date. The Management Company may, at its discretion, accept on any Valuation Date redemption for Shares with a value greater than the amount specified in the relevant Fund Information Sheet in Annex 2, even if received after the relevant Redemption Pre-notification Date and no later than the Cut-Off Time on that Valuation Date. The Management Company may however, at its discretion, decide to accept redemption requests and/or to agree to amend redemption requests after the Cut-Off Time of the relevant Redemption Pre-notification Date provided that (i) the new request has been notified to the Management Company or the Administrative Manager before the Cut-Off Time on the relevant Valuation date, (ii) the Management Company has determined that this request has been submitted in good faith, (iii) the Shareholder has no historical pattern of similar requests and (iv) this request is not part of trading activity that the Management Company has determined could involve actual or potential harm to the Company.

Transaction Request Forms must be used for this purpose; these are available from the Company, the Management Company, the Administrative Manager or Distributors upon request.

Provided that the Shareholder had provided the Management Company or the Administrative Manager with all required account opening documentation, as described under "Account Opening" above, except if otherwise provided herein, payment will normally be made:

- to the redeeming Shareholder only;
- in the Payment Currency used for the Shareholder's original subscription, unless the redeeming Shareholder elects to receive the redemption amount in a different available Payment Currency of an active Class and Equivalent Class which can be found online on the Management Company's webpage at capitalgroup.com/international, in which case the amount will be converted by the Administrative Manager into such currency at such Shareholder's expense and risk (although if, in its opinion, payment in any such currency is either not reasonably practical or prejudicial to the remaining Shareholders, the Company may in exceptional circumstances pay in any convertible currency of its choice);
- no later than the third Week Day after the Valuation Date on which the relevant Shares were redeemed or (i) if payments in the relevant currency cannot settle on such date, on the next Week Day on which the payment can settle, or (ii) if the final transaction amount, when placing an order in number of Shares, cannot be confirmed in due course, on the Week Day following this confirmation;
- by electronic bank transfer to the account designated for this purpose (including all necessary details as specified in the Transaction Request Form) by the redeeming Shareholder in his redemption request.

Redemptions made with the assistance of Distributors and other Intermediaries

Distributors and other Intermediaries may apply different redemption procedures, including an earlier dealing cut-off time, to redemptions of Shares made with their assistance, as detailed under "Distributors and other Intermediaries".

Redemptions Deferral

The Company will not be bound to redeem on any Valuation Date or in any period of four consecutive Valuation Dates, more than 10% of the total net assets of any Fund, respectively, on such Valuation Date or at the commencement of such period. (For this purpose, a switch of Shares of a given Fund into Shares of another Fund (see "Switches Between Funds") will be treated as a redemption from the former and a subscription into the latter.) In this event, the limitation will apply pro rata so that all redemption applications to be processed on a Valuation Date to which such limitation applies will be processed in the same proportion. However, redemptions may be deferred for not more than five consecutive Valuation Dates after the date of receipt of the redemption request, subject to a suspension of determination of Net Asset Value as referred to above. In the case of deferral of redemptions, the relevant Shares will be redeemed at the Net Asset Value, potentially adjusted upwards or downwards as the case may be as described under "Swing pricing adjustment" determined as of the Valuation Date on which the redemption, or the relevant portion thereof, is effected. If redemption(s) are deferred, the Management Company will inform the Shareholder(s) concerned, who will have the right to withdraw their redemption request, or the portion thereof that was deferred, by notifying the Management Company at the latest on the Business Day following such notification, before the Cut-Off Time.

Compulsory Redemption

The Company may compulsorily redeem part or all of the holding of a Shareholder in the event that:

- a redemption results in the holding of the redeeming Shareholder falling below the applicable minimum. (For this purpose, a switch of Shares of a given Fund into Shares of another Fund (see "Switches Between Funds") will be treated as a redemption from the former and a subscription into the latter);
- a transfer of Shares on a secondary market results in such Shares being held in breach of any applicable requirements;
- the Company has issued Shares to an investor but the subscription remains unpaid on or after the subscription settlement date;
- ownership by the Shareholder is based on the provision of false information and/or results in a breach of any applicable requirements; or
- ownership by the Shareholder would adversely affect in any manner the Company or any Fund or Class or the Management Company or the Investment Advisers, in the Company's sole judgment, including as a result of FATCA (see "Taxation" section).

Redemption in Kind

The Company may, at its discretion and if the Shareholder requesting redemption so accepts, satisfy payment of the redemption price in kind by allocating to such Shareholder assets from the relevant Portfolio equal in value to the value of the Shares to be redeemed. The nature and type of such assets will be determined at the Company's discretion with the assistance of the Management Company on a fair and reasonable basis and without

prejudicing the interests of the other Shareholders. The costs of such allocation of securities will normally be borne by the redeeming Shareholder; however, the Company may bear them provided it is satisfied that such costs are lower than the cost of selling the relevant assets.

Value of the Shares Redeemed

The value of the Shares at the time of redemption may be more or less than the amount initially invested by the Shareholder, depending on the market value of the securities and other assets held by the relevant Fund at that time.

Transfer of Shares

A Shareholder may request the transfer of all or part of his Shares to another person by fax or hard copy. The transfer may only be processed provided the transferor and the transferee fulfil the same minimum holding, identification and other requirements as apply, respectively, to a redemption and a subscription of Shares of the relevant Class (see "Issue of Shares" and "Redemption of Shares" as well as "Restrictions on Ownership"). No sales or improper trading redemption charges (as described under "Expenses") will generally be levied in this context. Distributors and other Intermediaries may apply different transfer of Shares procedures.

Switches Between Funds

Application for the switch of Shares of one Fund into Shares of the same Class and Equivalent Classes in another Fund may be made on any day that is a Valuation Date for both Funds. Transaction Request Forms must be used for this purpose; these are available from the Company, the Management Company, the Administrative Manager or Distributors upon request. Shares for which valid switch instructions have been received not later than the Cut-Off Time on a Valuation Date or on the relevant Pre-notification Date for any switch of Shares with a value greater than the amount specified in the relevant Fund Information Sheet and accepted by the Management Company will be switched into Shares of the same Class of the other Fund as of that Valuation Date based on the Net Asset Values, potentially adjusted upwards or downwards as the case may be as described under "Swing pricing adjustment" of the relevant Funds, determined as of the corresponding Valuation Date(s), in the Payment Currency of the existing holding.

Distributors and other Intermediaries may apply different switch procedures, including an earlier dealing cut-off time, to switches between Funds made with their assistance, as detailed under "Distributors and other Intermediaries".

A switch will only be processed if the resulting holding(s) of Shares meet(s) the applicable minimum holding and other requirements. Switches of Shares of one Class of a Fund into Shares of another Class (of either the same or a different Fund) are not permitted unless the Shareholder meets all requirements applicable to investments in the Class into which he requests to switch and the Management Company accepts such a switch. The Management Company reserves the right to refuse to accept any switch application at its discretion, without giving any reason.

Distributors and other Intermediaries

Individual investors are encouraged to invest with the assistance of a Distributor, of which the Management Company will provide details upon request.

Distributors and other Intermediaries may apply different procedures to accounts opened and transactions in Shares made with their assistance, including earlier dealing cut-off times or different settlement periods, from those provided for under "Account Opening", "Subscription of Shares", "Redemption of Shares" and "Switches between Funds". Each Distributor or other Intermediary will inform investors of the procedures relevant to them. Investors should note that they may be unable to open accounts or to transact in Shares on days on which the Distributor or other Intermediary is not open for business.

In addition, Distributors and other Intermediaries may apply different investment minima from those provided for under "The Funds and their Structure" to investments made with their assistance; each Distributor or other Intermediary will inform investors of the investment minimum applicable to them. The Management Company generally does not apply the subscription charge described under "Expenses", or applies it at a reduced rate, to investments made with the assistance of a Distributor or other Intermediary.

Distributors and other Intermediaries are solely responsible for these actions, and by investing on behalf of investors, undertake and represent, in particular, that they will at all times:

- comply with the terms of this Prospectus;
- assess the suitability and/or the appropriateness of such investment for prospective purchasers of Shares, and provide their clients with appropriate investment advice in relation to any investment in Shares, including the relevant KID/KIID and any specific information regarding the Fund and/or the Class in which the prospective purchaser will invest;
- verify the identity of investors and their beneficial owners investing in the Company by applying client identification procedures deemed by the Administrative Manager as equivalent to those required under Luxembourg laws and regulations and be properly and professionally organised to assume such duties;
- protect the Company against any breaches of the "Restrictions on Ownership";
- comply with all applicable laws, including, without limitation, local laws applying to the Distributors and other Intermediaries and to the provision of advertising or other promotion or sales material to the public in the relevant jurisdiction, as well as local fund registration requirements;
- protect the Company against improper trading practices, as detailed under "Protection Against Improper Trading Practices"; and
- to the full extent required by applicable law, disclose to their clients, and where required obtain their clients' consent on, the existence, nature and amount of their compensation, relinquish such compensation to such clients or, as applicable, refrain from accepting any distribution fee or other cash rebate unless expressly permitted under local laws and regulations.

Restrictions on Ownership

Ownership of Shares by any person, firm or corporate body including, but without limitation, any US Person and any US citizen may be restricted or prohibited (including, if relevant, by compulsorily redeeming Shares held). Shares may not be transferred except in compliance with all applicable securities laws. The Company may, subject to the above, sell to, accept to register the transfer of its Shares to, and allow continued ownership by, a US Person or a US citizen under certain very limited circumstances.

The Company will not accept to issue Class A4, Class A7, Class A9, Class A11, Class A13, Class A15, Class C Shares, Class Y Shares or any Shares of their Equivalent Classes thereof, or give effect to any transfer of such Shares, to persons or companies who may not be considered Institutional Investors. The Company will, at its full discretion, refuse the issue or transfer of such Shares, if there is not sufficient evidence that the person or the company to which such Shares are sold or transferred is an Institutional Investor; in such a case, the Company will issue Shares to the subscriber or transferee in the nearest similar available Class, as detailed under "The Funds and their Structure".

Commodity Futures Trading Commission Disclosure

To the extent that the Company or any Fund trades swaps, futures, commodity options contracts and other instruments regulated by the U.S. Commodity Futures Trading Commission (the "CFTC"), such investments are not intended to comprise a significant portion of the Company's or any of the relevant Fund's total investments. The Management Company, the Board of Directors of the Company, and the Investment Advisers either qualify for exemptions from registration, or are otherwise excluded from, the requirements under the U.S. Commodity Exchanges Act, as amended (the "Commodity Exchange Act" or "CEA") and the regulations promulgated thereunder (the "CFTC Regulations").

The Management Company is the commodity pool operator ("CPO") of each Fund under the CEA, but it is not registered as such under the CEA. This is because CFTC Regulation 4.13(a)(3) exempts the Management Company from compliance with the requirements applicable to registered CPOs with respect to each Fund given that, among other required elements, each Fund is operated pursuant to the following criteria: (1) Shares are exempt from registration under the U.S. Securities Act of 1933, as amended (the "Securities Act"), and such Shares are offered and sold without marketing to the public in the United States, (2) each participant in each Fund is an "accredited investor" as defined in Rule 501 of Regulation D under the Securities Act or a "qualified eligible person" as defined in CFTC Regulation 4.7(a)(2)(viii)(A) (which includes "Non-United States persons" as defined in that section), and (3) at all times, each Fund will meet either of the de minimis tests set forth in such exemption with respect to its commodity interest positions, including positions in security futures products, whether entered into for bona fide hedging purposes or otherwise. Therefore, unlike a registered CPO, the Management Company, the Board of Directors of the Company and the Investment Advisers are not required to deliver a CFTC disclosure document or a certified annual report to the Company's investors.

Additionally, none of the Management Company, the Investment Adviser or the Sub-Advisor is registered as a commodity trading advisor ("CTA") under the CEA in reliance on exemptions from registration. As a result, Shareholders will not receive the disclosure document a registered CTA is ordinarily required to provide.

Protection Against Improper Trading Practices

Late Trading

In order to protect the Company against arbitrage opportunities, investors are not allowed to place transactions at a known Net Asset Value. Transaction instructions received on behalf of the Company after the Cut-Off Time will therefore not be given effect before the next Valuation Date.

Excessive Trading and Market Timing

The Company is a long-term investment vehicle, and intends to protect the interests of its long-term shareholders. Its Funds may not be used by investors to serve as vehicles for frequent and/or short-term trading, and it does not permit practices related to market timing. As prescribed by Luxembourg laws and regulations, the Management Company monitors investor transactions in order to prevent and/or detect excessive trading and market timing practices. Distributors and other Intermediaries undertake, by promoting the Shares, to take similar measures with respect to their clients and to refrain from submitting to the Funds transactions that would appear to involve such practices. Subscriptions or switches that are part of trading activity that the Management Company or a Distributor or other Intermediary have determined, in their discretion, could involve actual or potential harm to the Company, and/or from investors who the Management Company or a Distributor or other Intermediary suspects of using excessive trading or market timing practices, may be rejected. In addition, where short-term and/or excessively frequent trading patterns and/or market timing practices have been identified, the Management Company may take appropriate measures to protect the interests of the Shareholders.

Taxation

The Company

Under current law and practice, the Company is not liable to any Luxembourg income tax.

The Company is liable in Luxembourg to a tax, which is payable quarterly, of 0.05% per annum of the total net assets of each Fund and of each Class, provided that this tax is not applied to, and is not payable on, investments of the Company in other Luxembourg UCIs. However, a reduced tax rate of 0.01% in respect of Class A4, Class A7, Class A9, Class A11, Class A13, Class A15, Class C and Equivalent Classes thereof as provided by the Law in respect of Classes wholly held by Institutional Investors will be sought. It should be noted that there can be no guarantee that the benefit of such reduced rate will not be denied or that, once obtained, it will continue to be available in the future.

No stamp duty or other tax will be payable in Luxembourg on the issue of Shares. Under current law and practice, no capital gains tax is payable in Luxembourg on the realised or unrealised capital appreciation of the assets of the Company.

Dividends, interest and capital gains on the Funds' portfolio securities may be subject to withholding tax and capital gain tax imposed by the jurisdictions in which the securities are issued or held, and it is not expected to recover such taxes in full.

Shareholders

General

Under current law and practice, Shareholders (other than Shareholders domiciled, resident or having a permanent establishment in Luxembourg and certain former residents of Luxembourg) are not subject to any capital gains, income, inheritance or other taxes in Luxembourg, except as described below.

The Funds may qualify as US passive foreign investment companies (PFIC) for US tax purposes, which may have adverse tax consequences to US taxpayers. The Funds and their Investment advisers do not assess nor mitigate such tax consequences. Prospective investors should consult their own independent tax advisers.

It is the responsibility of prospective investors and Shareholders to inform themselves as to the tax and other consequences to them of buying, holding, selling (or otherwise transferring) or redeeming Shares under the laws of the State(s) in which they are or may be taxable, including any applicable information reporting obligations.

Each Shareholder should consult their own tax advisor, including but not limited to requirements under FATCA, CRS or DAC6, with respect to the Shareholders' own situation.

Foreign Account Tax Compliance Act (FATCA)

Pursuant to the U.S. Foreign Account Tax Compliance Act ("FATCA") of the US Hiring Incentives to Restore Employment ("HIRE") Act, and in order to avoid a U.S. withholding tax being imposed on U.S. source income and proceeds of disposition received by the Company, the Company is a Reporting Luxembourg Foreign Financial Institution (FFI) under FATCA and the equivalent Luxembourg domestic FATCA law following the signing of an Inter-Governmental Agreement ("IGA") with the US Treasury ("Luxembourg IGA") together with a memorandum of understanding in respect thereof. The Luxembourg IGA was ratified in Luxembourg by the Law of 24 July 2015 (published on 29 July 2015 ("FATCA Law")). The Company has obtained a Global Intermediary Identification Number ("GIIN") and will take all actions necessary to comply with this status, including, but not limited to, fulfilling the reporting and/or withholding obligations. In this context, upon subscription, Shareholders of the Company are required to provide identity, residency and citizenship information.

On an annual basis, Shareholders who meet the criteria of a Reportable Person³ under FATCA will be reported by the Company to the Luxembourg tax authorities, and subsequently to the U.S. tax authorities ("IRS") together with related financial information.

The information subject to reporting is exhaustively set out in Annex I of the Luxembourg IGA. Shareholders that are distributors or financial intermediaries will be required, as FFI, to provide evidence of their FATCA compliant status (Participating FFI, Deemed Compliant FFI or exempt). Any Shareholder that fails to comply with the Company's information or documentation requests may become subject to FATCA reporting as a deemed Specified U.S. Person, and, in addition to its reporting obligations, the Company may have to withhold the 30% tax on the payments processed to the Shareholder's account. In addition, the Company may redeem securities held by the Shareholder or on account of the Shareholder.

Common Reporting Standard ("CRS") on the Automatic Exchange of Financial Account Information Between Participating Jurisdictions

The Company, the Management Company and the Administrative Manager may be obliged to collect and transmit to relevant tax authorities Shareholders' financial account information as appropriate. Directive 2011/16/EU on Administrative Cooperation in direct taxation ("DAC 1") established all the necessary procedures and provides the structure for an exchange of information between tax authorities in the EU.

The European Union as well as the international community through the OECD, have developed sets of rules aiming at implementing automatic exchange of financial account information among participating jurisdictions.

On 29 October 2014, Luxembourg signed the OECD's multilateral agreement, which established an automatic exchange of tax information between the Luxembourg tax authorities and the competent counterparties of the different CRS partner jurisdictions. On 9 December 2014, the EU Council adopted the Directive 2014/107/EU ("DAC 2") amending DAC 1 and introducing the "Common Reporting Standard", hereafter "CRS".

The CRS and the DAC2 were implemented into Luxembourg law by the law of 18 December 2015 on the automatic exchange of financial account information in the field of taxation. CRS entered into force in Luxembourg as from 1 January 2016. As Luxembourg Reporting Financial Institution, the Company is required to comply with the relevant CRS due diligence and reporting requirements. In this context, upon subscription, Shareholders of the Company are required to provide identity, and tax residency information to the Company. On an annual basis, Shareholders who meet the criteria of a Reportable Person⁴ under CRS, will be reported by the Company to the Luxembourg tax authorities, and subsequently to the tax authorities where they are tax resident, together with related financial information.

Any Shareholder that fails to comply with the Company's information or documentation requests may be subject to disclosure to the Luxembourg tax authorities.

Automatic exchange of information in the field of taxation in relation to reportable cross-border arrangements (commonly referred to as "DAC 6")

On 25 May 2018, the EU Council adopted the Directive 2018/822 ("DAC 6") amending Directive 2011/16/EU as regards mandatory automatic exchange of information in the field of taxation. DAC 6 imposes a reporting obligation on parties involved in transactions (so called "Reportable Arrangements") with an EU cross-border element that may be associated with aggressive tax planning and that, among others, satisfy one or more "Hallmarks" provided for in DAC 6. DAC 6 has been implemented into Luxembourg law on 25 March 2020 (the "DAC 6 Law") and is applicable as of 1 July 2020.

The Company or the Management Company may have to make such reporting if they identify arrangements which fall in the scope of the DAC 6 Law and may thus have to collect and process certain information about Shareholders.

The reporting obligation rests in principle with professional advisors that have promoted the reportable arrangements and other service providers involved. However, in certain cases, the taxpayer itself can be subject to the reporting obligation. Shareholders, as taxpayers, may have a secondary liability to report in-scope arrangements.

As a result of these regulations, the Company, the Management Company and the Administrative Manager may be obliged to collect and transmit Shareholders' personal information and information in respect to their investments into the Company, together with some financial account information to relevant tax authorities, as appropriate.

Change of Circumstances

Shareholders must undertake to inform the Company of, and provide the Company with, all supporting documentary evidence of any changes related to the Shareholder's information after the occurrence of such changes within 30 days.

³ A Reportable Person is an individual (or entity) that is tax resident in a reportable jurisdiction under the laws of that jurisdiction. The account holder will normally be the Reportable Person; however, under FATCA this includes (i) Shareholders qualifying as specified US Persons and (ii) controlling persons of Shareholders qualifying as passive non-financial foreign entities which are themselves US Persons. Dual resident individuals may rely on the tiebreaker rules contained in tax conventions (if applicable) to solve cases of double residence for purposes of determining their residence for tax purposes.

⁴ A Reportable Person is an individual (or entity) that is tax resident in a reportable jurisdiction under the laws of that jurisdiction. The account holder will normally be the Reportable Person. Under CRS this includes controlling persons of Shareholders qualifying as passive non-financial entities which are themselves tax resident in a reportable jurisdiction. Dual resident individuals may rely on the tiebreaker rules contained in tax conventions (if applicable) to solve cases of double residence for purposes of determining their residence for tax purposes.

Liquidation and Dissolution

With the consent of Shareholders, the Company may be liquidated. This will be carried out in accordance with Luxembourg Company law and any monies not claimed will be deposited, pursuant to Article 146 of the Law at the "Caisse de Consignation" in Luxembourg. With the consent of Shareholders, the Company may further be liquidated with the provision that the liquidator will transfer all assets and liabilities of the Company to a UCITS against issue to existing Shareholders of the Company of shares or certificates of such UCITS proportional to their shareholding in the Company.

Liquidation of one Fund or one Class may be approved by the Board of Directors of the Company and/or by a resolution at a separate Fund or Class meeting of Shareholders of the Fund or Class concerned. Any monies not claimed will be deposited with the "Caisse de Consignation" in Luxembourg. One Fund or one Class may be liquidated by contributing into another Fund or Class or into another UCITS. If, after the closure of the liquidation of a Fund or one Class, unexpected payments which relate to that specific Fund or Class are received by the Company and the Board of Directors deems that, in consideration of the amounts concerned or, as the case may be, the time elapsed since the closure of the liquidation, it is not appropriate or operationally justified to revert to former shareholders, these amounts will be retained by the Company. Details with respect to the liquidation and merger procedures can be found in the Articles of Incorporation.

If the net assets of the Company fall below either of the following minima, the Board of Directors of the Company must submit the question of the dissolution of the Company to a general meeting of Shareholders (for which no quorum is prescribed) which must decide by the applicable proportion of the Shares represented at the meeting, as specified below:

- (a) (i) Minimum – two-thirds of the minimum capital (presently €1,250,000)
- (ii) Proportion of Shares – simple majority.
- (b) (i) Minimum – one quarter of the minimum capital
- (ii) Proportion of Shares – one quarter.

Each such meeting must be convened so as to be held within 40 days after ascertaining that the net assets have fallen below either of the above minima.

Capital International Fund – General and Corporate Information

Principal and registered office:

6C, route de Trèves, L-2633 Senningerberg, Grand-Duchy of Luxembourg
Trade and Companies Register of Luxembourg: B 8833

The Company

The Company was incorporated as a "Société Anonyme d'Investissement" on 30 December 1969 and on 28 March 1989 it became a SICAV for an indefinite period under Part I of the Law. Its Articles of Incorporation, as amended, were published in the Mémorial Recueil des Sociétés et Associations of the Grand Duchy of Luxembourg on 31 March 1970, 16 May 1989, 16 February 2000, 16 August 2002, 20 December 2005, 2 July 2007 and 20 January 2012.

The Board of Directors of the Company

The Company's Board of Directors is ultimately responsible for the management and administration of the Company, including the determination of its general investment policies. The Directors of the Company are:

Luis Freitas de Oliveira (Chair)
Capital International Sàrl
Geneva, Switzerland

Marie Elaine Teo
Independent Director

François Beaudry (Vice Chair)
Capital Research Company
London, United Kingdom

Lou Camille Kiesch
Independent Director

Maurizio Lualdi
Capital Research Company
London, United Kingdom

Maria Manotok
Capital Research and Management Company
Los Angeles, United States of America

Except for the Independent Directors, the Directors are all employees of the Capital Group (of which the Management Company and Investment Advisers are part).

Mailing address of the Company

Capital Group Investor Services
P.O. Box 167
6C, route de Trèves
L-2633 Senningerberg
Luxembourg

Accounting Year of the Company

The accounting year of the Company begins on 1 January and terminates on 31 December in each year.

Shareholders meetings of the Company

The Company's Annual General Meeting of Shareholders is held at the registered office of the Company in Luxembourg on the last Tuesday of April in each year at 11:00am or, if any such day is not a Business Day, on the next Business Day. Convening notices and all other legal notices are given in accordance with Luxembourg law and the Articles of Incorporation.

The Management Company

The Board of Directors of the Company has appointed Capital International Management Company Sàrl ("CIMC") pursuant to a Management Company Agreement dated 1 February 2013 to carry out the functions of management of the Company as prescribed in Annex II of the Law.

The Management Company shall be responsible for the investment management, the administration and the implementation of the Company's distribution and marketing functions as prescribed in Annex II of the Law.

The Management Company has been permitted by the Company to delegate, under the Management Company's supervision and control, certain administrative, distribution and management/services functions to Affiliates or service providers. The delegations shall not prevent the effectiveness of supervision by the Management Company.

The Management Company was incorporated under the Laws of Luxembourg on 28 September 1992 and has a share capital of EUR 7.5 million. CIMC is authorised as a management company under Part 4 chapter 15 of the Law. Its Articles of Incorporation have been amended for the last time on 3 December 2012 and were published in the Mémorial Recueil des Sociétés et Associations of the Grand Duchy of Luxembourg on 19 December 2012.

The Company and the Management Company have appointed various providers to provide services, including those required by the Law, and may appoint providers of additional services by means of agreements that, unless otherwise required by law, will be governed by Luxembourg law.

The Investment Advisers and Sub-Adviser of the Company

Investment Advisers

Capital Research & Management Company
333, South Hope Street
Los Angeles, CA 90071
USA

Capital International, Inc.
333 South Hope Street, 55th Floor
Los Angeles, CA 90071
USA

Investment Adviser and Sub-Adviser

Capital International Sàrl
3, place des Bergues
1201 Geneva
Switzerland

Subject to the overall control of the Management Company and the ultimate responsibility of the Board of Directors of the Company, CRMC as well as CII and CISA (as specified in the relevant Fund Information Sheet in Annex 2) may serve as the Investment Advisers/Sub-Advisers of the Funds. The Investment Adviser may delegate all or part of its duties and obligations to Sub-Adviser(s), as specified in the relevant Fund Information Sheet in Annex 2. CISA was incorporated on 5 July 1963 in Geneva, Switzerland, and CII was incorporated on 16 December 1987 in the State of California, USA, both wholly owned subsidiaries of Capital Group International, Inc., which, in turn, is wholly owned by CRMC; CRMC was incorporated on 30 July 1940 and is also a wholly owned subsidiary of Capital Group. Together they are referred to as the Investment Advisers. The Management Company may at its discretion decide, from time to time, to retain the portfolio management for a certain portion of a Fund's assets for which it has internal capabilities.

The Affiliates manage substantial portfolios for a wide range of international clients. These portfolios are invested in worldwide equity and fixed-income securities. Each of the Investment Advisers has access to the research of certain Affiliates. The Capital Group is one of the largest and oldest investment management organisations in the United States. The Capital Group and its Affiliates maintain offices in the United States of America, Luxembourg, Switzerland, England, Hong Kong, Japan, Canada, Singapore, India, China and Australia. The Investment Advisers may delegate, under their own responsibility, all or part of their duties and obligations (excluding investment advice) to any Affiliates. In particular, the Management Company may, from time to time, authorise any Affiliates to execute the Investment Advisers' investment decisions relating to the assets of the Funds.

Such Affiliates will place trades with brokers who provide certain brokerage and/or investment research services to the Affiliates, but only when in the Affiliates judgement the broker is capable of providing best execution for that transaction. The Affiliates make decisions for procurement of research separately and distinctly from decisions on the choice of brokerage and execution services. These services permit the Affiliates to supplement their own research and analysis, which contributes to the efficient management of investment portfolios by Affiliates for the benefit of investors. Although Affiliates may enter into arrangements with brokers with the expectation that these services will be provided, Affiliates do not incur any obligation with any broker to pay for research by generating trading commissions. As of 1 January 2019, the Affiliates have undertaken to bear the cost of all third-party investment research services for the Company. In addition, Affiliates' employees are governed by a global Code of Ethics, which includes rigorous personal investing and gifts and entertainment policies.

The Depositary and Custodian of the Company

J. P. Morgan SE, Luxembourg Branch.
European Bank & Business Centre
6, route de Trèves
L-2633 Senningerberg
Luxembourg

The Company has appointed JP Morgan as Depositary and Custodian of the Company, by an agreement dated 23 August 2002, as amended, to provide depositary, custodial, settlement and certain other associated services to the Company. JP Morgan is a European Company (Societas Europaea) organised under the laws of Germany, having its registered office at Taunustor 1 (TaunusTurm), 60310 Frankfurt am Main, Germany and is registered with the commercial register of the local court of Frankfurt. It is a credit institution subject to direct prudential supervision by the European Central Bank, the German Federal Financial Supervisory Authority ("Bundesanstalt für Finanzdienstleistungsaufsicht"), and the German Central Bank ("Deutsche Bundesbank"); JP Morgan is authorized by the CSSF to act as depositary and fund administrator and is licensed to engage in all banking operations under the laws of Luxembourg.

The Depositary is responsible, in accordance with the Law, for ensuring that:

- the issue, redemption and cancellation of Shares is done according to the Law and the Articles of Incorporation;
- the value of the Shares is calculated in accordance with the Law and the Articles of Incorporation;
- the instructions of the Company or the Management Company are carried out unless they conflict with the Law and the Articles of Incorporation;
- the income produced by the Company is applied as specified in the Articles of Incorporation; and
- in transactions involving assets of the Company, the consideration is remitted to it within the usual time limits.

The Depositary is also responsible for the safekeeping and ownership verification of the assets of the Company, cash flow monitoring and oversight in accordance with the Law.

In order to provide depositary services according to the types of assets and the geographical regions the Company plans to invest in, the Depositary may entrust all or part of the assets held by the Company that it holds in custody to such sub-custodians as may be determined by the Depositary from

time to time. Except as provided under applicable law, the Depositary's liability shall not be affected by the fact that it has entrusted all or part of the assets in its care to a third party.

As part of the normal course of global custody business, the Depositary may from time to time have entered into arrangements with other clients, funds or other third parties for the provision of safekeeping and related services. Within a multi-service banking group such as JPMorgan Chase Group, from time to time conflicts may arise between the Depositary and its safekeeping delegates, for example, where an appointed delegate is an affiliated group company and is providing a product or service to a fund and has a financial or business interest in such product or service or where an appointed delegate is an affiliated group company which receives remuneration for other related custodial products or services it provides to the funds, for instance foreign exchange, securities lending, pricing or valuation services. In the event of any potential conflict of interest which may arise during the normal course of business, the Depositary will at all times have regard to its obligations under applicable laws including Article 25 of the Directive 2014/91/EU of the European Parliament and of the Council of 23 July 2014 amending Directive 2009/65/EC on the coordination of laws, regulations and administrative provisions relating to undertakings for collective investment in transferable securities (UCITS V Directive).

When selecting and appointing sub-custodians or other delegate, the Depositary shall exercise all due skill, care and diligence as required under the Law to ensure that it entrusts the Company's assets only to a delegate who may provide an adequate standard of protection.

The current list of sub-custodians used by the Depositary is available at www.capitalgroup.com/eu/sub_custodians or may be obtained by Shareholders free of charge and from the Company upon request.

The Depositary is liable to the Company or its Shareholders for the loss of a financial instrument held in custody by the Depositary or any of its sub-custodians or delegates. The Depositary shall, however, not be liable if it can prove that the loss has arisen as a result of an external event beyond its reasonable control, the consequences of which would have been unavoidable despite all reasonable efforts to the contrary. The Depositary is also liable to the Company or its Shareholders for all other losses suffered by them as a result of the Depositary's negligent or intentional failure to properly fulfil its duties in accordance with the applicable law.

Administrative Manager and Paying Agent of the Company

J. P. Morgan SE, Luxembourg Branch
European Bank & Business Centre
6, route de Trèves
L-2633 Senningerberg
Luxembourg

The Management Company has appointed JP Morgan as Administrative Manager, by an Administration Agreement dated 23 August 2002, as amended, and as Paying Agent, by a Paying Agency Agreement dated 23 August 2002 to provide the Company with services as required by the Law.

JP Morgan is a European Company (Societas Europaea) organised under the laws of Germany, having its registered office at Taunustor 1 (TaunusTurm), 60310 Frankfurt am Main, Germany and is registered with the commercial register of the local court of Frankfurt. It is a credit institution subject to direct prudential supervision by the European Central Bank, the German Federal Financial Supervisory Authority ("Bundesanstalt für Finanzdienstleistungsaufsicht"), and the German Central Bank ("Deutsche Bundesbank"); JP Morgan is authorized by the CSSF to act as depositary and fund administrator and is licensed to engage in all banking operations under the laws of Luxembourg.

Authorised Agents and Country Paying Agents of the Company

Details of the Company's representatives and local paying agents in various countries can be obtained from the Company upon request. Investors are also invited to refer to any addendum to this Prospectus with additional information for investors in relevant jurisdictions.

Distributors

The Company will provide details of current Distributors upon request.

Auditors of the Company

PricewaterhouseCoopers Société Cooperative
2, rue Gerhard Mercator B.P.
1443 L-1014 Luxembourg
Luxembourg

Legal Advisers

ELVINGER HOSS PRUSSEN, *société anonyme*
2, place Winston Churchill
L-1340 Luxembourg
Luxembourg

Reports and other Documents available for Investors

Audited annual reports will be made available to the Shareholders at the registered office of the Company and will be available online at capitalgroup.com/international. The Company may also make available abridged annual reports (comprising a report on activities, the auditor's report and the statements of net assets, operations and changes in net assets) to the Shareholders at their registered address, provided that the full reports are available to the Shareholders free of charge on request at the registered office of the Company.

Copies of the following documents may be obtained, free of charge, at the registered office of the Company:

- the Articles of Incorporation;
- the current Prospectus and relevant KID/KIID; and
- the latest audited annual and unaudited semi-annual reports.

Copies of the following agreements, which are all governed by the laws of Luxembourg, are available for inspection during normal business hours at the registered office of the Company:

- the Investment Advisory Agreements;
- the Custody Agreement;

- the Paying Agency Agreement; and
- the Administration Agreement.

Relevant notifications or other communications to Shareholders concerning their investment in the Company may be posted on the website capitalgroup.com/international (under the sections "Financial Intermediaries" or "Individual Investors", "Resources & Support", "Shareholder information" and "Shareholder notices". Alternatively, under the section "Institutions & Consultants", "Capabilities & Strategies", "How to invest" and "Shareholder notices"). In addition, and where required by Luxembourg law or the CSSF, Shareholders will also be notified in writing or in such other manner as prescribed under Luxembourg law.

Transmission of investor data

The Management Company may authorise the Administrative Manager to send investor contract notes, valuation statements, dividend vouchers and any other correspondence (together "Investor Correspondence") electronically in encrypted pdf format to Shareholders and/or Distributors and other Intermediaries at email addresses provided by such investors for the purpose of receiving such Investor Correspondence, as per expressed instruction from Shareholders and/or Distributors and other Intermediaries through Account Opening Forms and maintenance forms.

Please also note that although electronic messages will be password protected, email communication is not a secure medium or error free and can contain viruses or other defects and may be delayed. The Management Company and/or the Administrative Manager is not liable for any of these occurrences, and makes no warranties in relation to these matters. The sender reserves the right to monitor, record, transfer cross border and retain electronic messages. If you are not comfortable with the risks associated with electronic messages, you may decide not to select the email option in the Account Opening Forms and maintenance forms.

Remuneration policy

The details of the up-to-date Management Company remuneration policy, including, but not limited to, a description of how remuneration and benefits are calculated, the identity of persons responsible for awarding the remuneration and benefits, including the composition of the remuneration committee, are available on the website www.capitalgroup.com/eu/remuneration_policy. A paper copy of the remuneration policy will be made available free of charge upon request.

As per UCITS V Directive as regards depositary functions, remuneration policies and sanctions, it is confirmed that

- the remuneration policy is consistent with and promotes sound and effective risk management and does not encourage risk taking which is inconsistent with the risk profiles, rules or instruments of incorporation of the UCITS that the management company manages;
- the remuneration policy is in line with the business strategy, objectives, values and interests of the Management Company and the UCITS that it manages and of the Shareholders in such UCITS, and includes measures to avoid conflicts of interest;
- the assessment of performance is set in a multi-year framework appropriate to the holding period recommended to the Shareholders of the UCITS managed by the management company in order to ensure that the assessment process is based on the longer-term performance of the UCITS and its investment risks and that the actual payment of performance-based components of remuneration is spread over the same period;
- fixed and variable components of total remuneration are appropriately balanced and the fixed component represents a sufficiently high proportion of the total remuneration to allow the operation of a fully flexible policy on variable remuneration components, including the possibility to pay no variable remuneration component

Annex 1: General Investment Guidelines and Restrictions

Subject to the Company's Articles of Incorporation, to this Prospectus and to the relevant Fund Information Sheet in Annex 2, the following provisions will apply:

I. Eligible Assets

1. The Portfolio of each Fund will exclusively be invested in:

- (a) transferable securities and money market instruments that are issued by issuers domiciled and/or having their principal place of business, and/or whose securities are dealt in, in an Eligible Investment Country and that
 - (i) are admitted to an Official Listing,
 - (ii) are dealt in on another Regulated Market, or
 - (iii) having been issued recently, include in their terms of issue the undertaking that they will meet either of the above requirements within a year of the issue;
- (b) other money market instruments that are liquid and can be accurately valued on each Valuation Date, if their issue or issuer is regulated for investors and savings protection, provided that they are
 - (i) issued or guaranteed by a central, regional or local authority or central bank of a Member State, the European Central Bank, the European Union or the European Investment Bank, a non-Member State, by one of the members making up the federation in a Federal state, or by a public international body to which one or more Member States belong; or
 - (ii) issued by an undertaking, any securities of which are admitted to an Official Listing or dealt in on another Regulated Market; or
 - (iii) issued or guaranteed by an establishment subject to prudential supervision in accordance with European Community law or to rules at least as stringent;
- (c) other transferable securities and money market instruments, provided that their total value does not exceed 10% of the net assets of the relevant Fund.
- (d) units of other UCITS or UCIs, provided that no more than 10% of the UCITS' or UCI's assets (or of the assets of the relevant sub-fund) can, according to its constitutional documents, be invested in aggregate in units of other UCITS or other UCIs;
- (e) deposits with credit institutions that are repayable on demand or have the right to be withdrawn, and maturing in no more than twelve months, provided that the credit institution (i) has its registered seat in a Member State or (ii) is subject to prudential rules equivalent to those laid down in European Community law; and
- (f) financial derivative instruments, including equivalent cash-settled instruments, admitted to an Official Listing or dealt in on a Regulated Market, and/or OTC Derivatives provided that:
 - (i) the underlying consists of instruments described in paragraphs (a) to (e), financial indices, interest rates, foreign exchange rates or currencies to which the relevant Fund may gain exposure to in accordance with its investment policy,
 - (ii) the counterparties to OTC Derivative transactions are institutions subject to prudential supervision and belong to the categories approved by the CSSF, and
 - (iii) the OTC Derivatives are subject to reliable and verifiable valuation on a daily basis, and sold, liquidated or closed by an offsetting transaction at the Company's initiative at any time.

For the avoidance of doubt, it is confirmed that investments in private placement securities, and the acquisition of equity securities or other instruments received as a result of corporate actions, are permitted within the limits laid down above.

2. Under the conditions laid down by law, regulations and administrative practice, the Company may use financial derivative instruments authorised by Luxembourg law or CSSF circulars for the purpose of efficient portfolio management, and/or, as described below

- a) in order to achieve the most appropriate currency distribution, with the objective of reducing the risk of the depreciation in the value of specific currencies, techniques and instruments relating to currency hedging, including cross hedging and proxy hedging, in particular forward currency sales.

The Fund may hold short positions via derivative instruments for currency positioning purposes.

Positions expressing the Fund's currency hedging involve long exposures in one currency and short exposures in another currency, either explicitly or implicitly.

Currency exposure including cross-currency positions, which are not related to the Fund's bond and cash equivalent positions, may be assumed.

The Company will enter into such transactions with first-class financial institutions.

The Company generally does not intend to systematically hedge currency exposures in each Fund back to any currency. However, the Company has appointed JPMorgan Chase Bank, N.A. to provide a systematic passive currency-hedging overlay on a significant part of the assets of the relevant Fund attributable to Hedged Equivalent Classes and Dividend-distributing Hedged Equivalent Classes in order to reduce the exposure of such Classes to currencies other than the currency referred to in the relevant Class' designation as described under "The Classes".

- b) in order to adjust the credit exposure and/or interest rate exposure, to buy and sell put options, warrants and future contracts;

- c) in order to adjust the interest rate exposure, linked to interest rates such as interest rate swaps; and
- d) in order to adjust the credit exposure, subject to it being provided for in the relevant Fund's Information Sheet in Annex 2, financial derivative instruments related to credit risks, such as credit default swaps whereby one counterparty (the protection buyer) pays the other a fixed periodic fee for the specified life of the agreement, in return for a contingent payment by the protection seller upon occurrence of a credit event of a predetermined reference issuer. A credit event is commonly defined as a downgrading of the rating assigned by a rating agency, bankruptcy, insolvency, receivership, material adverse restructuring of debt or failure to meet payment obligations when due. The Company will enter into such transactions with first-class financial institutions.

In addition to the above, the Company may use financial derivative instruments authorised by Luxembourg law or CSSF circulars, for investment purposes.

3. Furthermore, and as specified in the relevant Fund Information Sheet in Annex 2, some Funds may use securities financing transactions and Total Return Swaps as defined under Regulation (EU) 2015/2365 of the European Parliament and of the Council of 25 November 2015 on transparency of securities financing transactions and of reuse and amending Regulation (EU) No 648/2012 by (i) entering into securities lending transactions and (ii) to invest in Total Return Swaps, to provide an additional source of potential investment return to Shareholders, which will help achieve the Fund's investment objective.

Investors should note that the investment policies of the Funds currently do not provide for the possibility to enter into other types of securities financing transactions (specifically repurchase transaction, commodities lending and securities or commodities borrowing, buy-sell back transaction or sell-buy back transaction and margin lending transaction). Should the Company decide to provide for such possibility, the Prospectus will be updated prior to the entry into force of such decision.

Securities lending will be used on a continuous basis. The total volume of securities on loan at any given time will be determined by market conditions and the best interests of the Shareholders. Where a Fund enters into securities financing transactions, equity and fixed-income securities will be subject to securities lending transactions. Such transactions are subject to, among others, operational risk as well as liquidity, counterparty, custody and legal risks. Please read the "Risk Warnings" section, heading "Securities Lending Transactions", for more details of the relevant risk factors involved.

Portfolio securities of the relevant Fund will be lent to counterparties such as brokers, dealers or other institutions approved by Capital Group. Counterparties to securities lending transactions are subject to prudential supervision rules that the CSSF deems equivalent to those required under EU Law. Typically, counterparties will be located in OECD member states. If the counterparty is an entity linked to the Management Company, care will be taken to avoid any resulting conflicts of interest in order to ensure that the agreements are entered into at arm's length. Counterparties are subject to a rigorous credit assessment and in-depth review at the outset of the relationship and on an ongoing basis. The Management Company is able at any time to recall any security that has been lent out or to terminate any securities lending agreement into which it has entered.

Should some assets of a given Fund be used in securities lending transactions, the underlying assets and investment strategies to which exposure will be gained are those allowed as per the relevant Fund Information Sheet in Annex 2. Entering into securities lending transactions will not result in a change of the declared investment objective of the relevant Fund. No more than 15% of the net assets of a Fund will be used for lending securities. The level of exposure to securities lending is generally expected to be less than 5% of the net assets of a Fund. Please also refer to Annex 1 for more details on the management of collateral, the eligible collateral, the reinvestment of collateral and the collateral policy.

In addition to be the Depositary and Custodian, JP Morgan serves as securities lending agent and hence administers the securities lending program pursuant to the terms of a securities lending agent agreement entered into between the Management Company and JP Morgan on 30 May 2022. Under the terms of the agreement, JP Morgan is responsible for making available to approved counterparties securities from the portfolio of the relevant Fund. JP Morgan is also responsible for the administration and management of the securities lending program of the Company, including the preparation and execution of an agreement with each counterparty governing the terms and conditions of any securities lending transaction, ensuring that they are properly coordinated and documented, ensuring that loaned securities are valued daily and that the corresponding required collateral is delivered by the borrowers, arranging for the investment of collateral received from borrowers, and arranging for the return of loaned securities to the relevant Fund in accordance with the relevant instructions or at termination of the securities lending transaction.

All revenues from securities lending transactions shall be payable to the relevant Fund following the deduction of compensation to the securities lending agent for its services. The expenses which may be deducted from the revenue delivered to the relevant Fund should generally not exceed 5% of the gross revenue arising from securities lending transactions. The difference, i.e. 95%, will be paid to the relevant Fund.

II. Investment Limits Applicable to Eligible Assets

4. No transferable securities or money market instruments will be purchased if, as a result of such purchase,
 - (a) more than 10% of the net assets of the relevant Fund would be invested in transferable securities or money market instruments issued by the same issuer, and more than 40% of its net assets would be invested in issuers in each of which more than 5% of such assets are invested.
 - (i) The 10% limit laid down in sub-paragraph (a) above is increased to 35% in respect of securities which are issued or guaranteed by a Member State, its local authorities or by any other State or by public international bodies of which one or more Member States are members, such securities not being included in the calculation of the limit of 40% referred to in sub-paragraph 4.(a) above.
 - (ii) **Notwithstanding sub-paragraphs 4.(a) and 4.(a)(i) above, the Company is authorised to invest up to 100% of the net assets of the relevant Fund, in accordance with the principle of risk spreading, in transferable securities and money market instruments issued or guaranteed by a Member State, by its local authorities, or by any other State or by public international bodies of which one or more Member States are members, provided that the relevant Fund must hold securities from at least six different issues and securities from one issue do not account for more than 30% of the total net assets of the relevant Fund.**
 - (iii) The 10% limit laid down in sub-paragraph 4.(a) above is increased to 25% in respect of certain debt securities which are issued by credit institutions having their registered office in a Member State and which are subject, by law, to special public supervision designed to protect the holders of debt securities (in particular against the risk of counterparty default). In particular, sums deriving from the issue of such debt securities must be invested pursuant to the law in assets which, during the whole period of validity of such debt securities, are capable of covering claims attaching to the debt securities and which, in the event of bankruptcy of the issuer, would be used on a priority basis for the reimbursement of the principal and payment of the accrued interest. Such debt securities need not be included in the calculation of the limit

of 40% referred to in sub-paragraph (a) above, but no more than 80% of any Fund's net assets may be invested in such debt securities of issuers in each of which more than 5% of the Fund's assets are invested.

- (b) more than 10% of the net assets of the relevant Fund would be invested in securities exclusively listed and/or traded on a Russian Regulated Market (except the Moscow Exchange MICEX-RTS - formerly known as Russian Trading Stock Exchange and the Moscow Interbank Currency Exchange). Such securities will be included for the purpose of calculating the 10% limit referred to in Section I, 1, (c) above¹;
- (c) more than 10% of the net assets of the relevant Fund would be invested, in aggregate, in UCITS and/or other UCIs, unless a different specific investment restriction is mentioned in the relevant Fund Information Sheet in Annex 2. The terms and conditions of investments in undertakings for which the Investment Adviser or Affiliates act directly or indirectly as investment adviser must be in the best interest of the Company and its Shareholders, in particular with respect to the avoidance of double-charging of investment advisory fees (as described under "Expenses").
- (d) If a specific Fund is allowed, in the relevant Fund Information Sheet in Annex 2, to invest more than 10% of its assets in units of UCITS or other UCIs the following restrictions will apply:
 - No more than 20% of a Fund's assets may be invested in the units of a single UCITS or other UCI. For the purpose of the application of this investment limit, each compartment of a UCITS or other UCI with multiple compartments is to be considered as a separate issuer provided that the principle of segregation of the obligations of the various compartments vis-à-vis third parties is ensured.
 - Investments made in units of UCIs other than UCITS may not in aggregate exceed 30% of the assets of a Fund.
- (e) Subject to the above limits, a Fund may subscribe, acquire and/or hold securities to be issued or issued by one or more Funds without the Company being subject to the requirements of the Law of 10 August 1915 on commercial companies, as amended, with respect to the subscription, acquisition and/or the holding by a company of its own shares, under the condition however that:
 - the target Fund does not, in turn, invest in the Fund invested in this target Fund; and
 - no more than 10% of the assets that the target Funds whose acquisition is contemplated may be in units of UCITS and / or other UCIs; and
 - voting rights, if any, attaching to the shares of the target Fund are suspended for as long as they are held by the Fund concerned and without prejudice to the appropriate processing in the accounts and the periodic reports; and
 - in any event, for as long as these securities are held by the Fund, their value will not be taken into consideration for the calculation of the net assets of the Company for the purposes of verifying the minimum threshold of the net assets imposed by the 2010 Law.
- (f) notwithstanding the limits referred to under (c) and (d) above, the Company can decide, under the conditions provided for in Chapter 9 of the 2010 Law, as may be amended, that a Fund ("Feeder") may invest 85% or more of its assets in units or shares of another UCITS ("Master") authorised according to Directive 2009/65/EC (or a portfolio of such UCITS). Under the conditions and within the limits laid down by Chapter 9 of the 2010 Law, a Fund may qualify as a Master UCITS.
- (g) The underlying investments held by the UCITS or other UCIs in which the Fund invests do not have to be considered for the purpose of the investment restrictions set forth under 4) a) above.
- (h) More than 20% of the net assets of any Fund would be invested in deposits made with the same body.
- (i) Any Fund's uncollateralised risk exposure to a counterparty in an OTC Derivative transaction would exceed 10% of its net assets when the counterparty is a credit institution referred to in sub-paragraph 1.(e) above, or 5% of its net assets in other cases.
- (j) The Company or any one Fund would hold more than 10% of any class of securities of any issuer (other than a UCI or UCITS), or the Company would hold shares carrying voting rights that would enable it to take legal or management control or to exercise significant influence over the management of the issuing body.
- (k) The Company or any one Fund would hold more than 25% of the units of a single UCI or UCITS.

The above ceilings do not apply in respect of transferable securities or money market instruments issued or guaranteed by a Member State, its local authorities, any other Eligible Investment Country or a public international body of which one or more Member States are members.

- (l) subject to the following paragraph, the combination of the following instruments would exceed 20% of the net assets of any Fund:
 - (i) transferable securities or money market instruments issued by a single body; and/or
 - (ii) deposits made with the same body; and/or
 - (iii) exposures arising from OTC Derivative transactions undertaken with the same body.
- (m) the combination of the following instruments would exceed 35% of the net assets of any Fund:
 - (i) transferable securities or money market instruments issued by a single body in accordance with sub-paragraph 4.(a)(i) above; and/or
 - (ii) certain debt securities issued by the same body in accordance with sub-paragraph 4.(a)(iii) above; and/or
 - (iii) deposits made with the same body in accordance with sub-paragraph 4.(h) above; and/or

¹ While sanctions against Russia applied by the Company will remain in force, this provision in its entirety will not apply as no investment in Russian Regulated Markets will be permitted.

(iv) exposures arising from OTC Derivative transactions undertaken with the same body in accordance with sub-paragraph 4.(i) above.

A company that is included in a group for the purposes of consolidated accounts, as defined in Directive 83/349/EEC or in accordance with recognised international accounting rules, is regarded as a single body for the purpose of calculating the investment limits referred to above in this paragraph 4.

The Company may invest up to 20% of the net assets of any Fund in transferable securities and/or money market instruments within the same group.

5. Risk management and monitoring of financial derivatives instruments

The Company will ensure that each Fund's global exposure relating to derivative instruments does not exceed its total net assets. The global exposure to the underlying assets must not exceed the investment limits referred to in this Section II. When a transferable security or money market instrument embeds a derivative, the latter must be taken into account when complying with this paragraph 5. Exposure is calculated taking into account the current value of the underlying assets, the counterparty risk, future market movements and the time available to liquidate the position.

There are two main risk measurement approaches in relation to a Fund's global exposure from financial derivatives: Commitment and Value at Risk ("VaR") which are specified for each Fund in the relevant Fund Information Sheet in Annex 2.

(a) Commitment Approach

Under the commitment approach, the Funds calculate their global exposure by taking into account either the market value of an equivalent position in the underlying asset or the derivative's notional value, as appropriate. This approach allows the Funds to reduce their global exposure by taking into account the effects of any hedging or offsetting positions. Note that with the commitment approach, certain types of risk-free transactions, leverage-free transactions and non-leveraged swaps can be excluded from the calculation. Pursuant to the 2010 Law, the global exposure for a Fund under the Commitment Approach must not exceed 100% of that Fund's Net Asset Value.

(b) VaR Methodology

The VaR approach seeks to estimate the maximum potential loss a Fund could experience in a month (20 trading days) assuming 99% confidence level. VaR is calculated in accordance with these parameters using an absolute or relative approach, as defined below.

There are two types of VaR measure which can be used to monitor and manage the global exposure of a fund: "Relative VaR" and "Absolute VaR". Relative VaR is where the global exposure of a Fund to be compared to, and limited by reference to, the global exposure of the appropriate index or reference portfolio. Absolute VaR is commonly used as the relevant VaR measure for absolute and total return style Funds, where an index or reference portfolio is not appropriate for risk measurement purposes.

The relative VaR of a Fund cannot exceed twice the VaR of the relevant index or reference portfolio. The reference portfolio may be different from the index as stated in the Fund Information Sheets.

The absolute VaR of a Fund cannot exceed 20% of its Net Asset Value.

When a Fund measures its global exposure through the VaR approach, it will also have to disclose its expected level of leverage.

The type of VaR measure used for a specific Fund (and the expected level of leverage if applicable) will be disclosed in the relevant Fund Information Sheet in Annex 2.

If the above limitations are exceeded for reasons beyond the control of the Company or as a result of the exercise of subscription rights, the Company's priority objective for its sales transactions must be to remedy that situation, taking account of the interests of Shareholders.

For defensive reasons, the assets of any Fund may be held temporarily in securities of one, or a few, States and denominated in one, or a few, currencies.

III. Liquid Assets

Each Fund may hold ancillary liquid assets (bank deposits at sight, such as cash held in current accounts with a bank accessible at any time) up to 20% of its net assets for treasury purposes. On a temporary basis and if justified by exceptionally unfavourable market conditions (such as the September 11 attacks or the bankruptcy of Lehman Brothers in 2008), the Funds may, in order to take measures to mitigate risks relative to such exceptional market conditions in the best interests of the Shareholders, hold ancillary liquid assets up to 100% of its net assets. In order to achieve its investment goals and for treasury purposes, the Funds may also invest in deposits with credit institutions, money market instruments and units of money market funds within the meaning of the investment restrictions set out under sections "Eligible Assets" and "Investments Limits Applicable to Eligible Assets" above. For defensive purposes, the Funds may hold also up to 100% of its net assets in these instruments on a temporary basis.

Liquid assets held in margin accounts in relation to financial derivative instruments do not qualify as ancillary liquid assets.

IV. Unauthorised Investments

6. The Company will not make investments in:

- (a) precious metals or certificates representing them, or commodities;
- (b) real estate or any option, right or interest in real estate, provided that the Company may invest in securities secured upon, or issued by companies which invest in, real estate or interests in real estate; and
- (c) securities purchased on margin (except such short-term credit obtained as necessary for the clearance of purchases and sales of securities) or in uncovered sales of securities, money market instruments or other financial instruments.

7. In addition the Company will not:

- (a) make loans out of or secured upon its assets or assume liability for any obligation or indebtedness of any third person;
- (b) borrow, except from a bank, as a temporary and extraordinary measure, and then not in excess of 10% of the net assets of the relevant Fund, provided that the acquisition of securities in partly paid form will not be deemed to constitute a borrowing; and

- (c) make investments in any assets involving the assumption of unlimited liability.
- 8. The Company may purchase securities on a when-issued basis, and it may purchase or sell securities for delayed delivery. These transactions occur when securities are purchased or sold with payment and delivery taking place in the future to secure what is considered an advantageous yield and price to the relevant Fund at the time of entering into the transaction. Sufficient cash (in the case of purchases) or securities (in the case of sales) will be blocked within the relevant Portfolio in order to enable the Company to meet its obligation on payment and delivery date and satisfy redemption orders.
- 9. The United Nations Convention on Cluster Munitions was signed in December 2008 and came into force on 1 August 2010. It was ratified by the Luxembourg government through the law of 4 June 2009 that prohibits all use, stockpiling, production and transfer of cluster munitions. The law of 4 June 2009 also prohibits all persons, businesses and corporate entities from knowingly financing cluster munitions. The Investment Advisers have implemented procedures to comply with the above obligations.

V. Management of Collateral

General

Where a Fund enters into an OTC financial derivative transaction (including TRS) the counterparty risk of a Fund vis-a-vis a counterparty will be equal to the positive mark-to-market value of all OTC derivative transactions with that counterparty, provided that:

- (i) If there are legally enforceable netting arrangements in place, the risk exposure arising from OTC derivative transactions with the same counterparty may be netted; and
- (ii) If collateral is posted in favour of the Fund and such collateral complies at all times with the criteria set out in "Eligible Collateral" below, the counterparty risk of a Fund towards a counterparty under OTC derivative transactions is reduced by the amount of such collateral.

Eligible Collateral

Collateral obtained in respect of OTC financial derivative transactions ("Collateral") will only be taken into account to reduce a counterparty's risk exposure if it complies at all times with criteria laid down in the ESMA Guidelines 2014/937 and CSSF Circular 14/592 and provided that the following rules are complied with:

- (i) Collateral received other than cash shall be highly liquid and traded on a regulated market or multilateral trading facility with transparent pricing in order that it can be sold quickly at a price that is close to pre-sale valuation;
- (ii) Collateral received shall be valued on at least a daily basis. Assets that exhibit high price volatility shall not be accepted as Collateral unless suitably conservative haircuts are in place;
- (iii) Collateral received should be of high quality;
- (iv) Collateral should be issued by an entity that is independent from the counterparty and is expected not to display a high correlation with the performance of the counterparty;
- (v) Collateral should be sufficiently diversified in terms of country, markets and issuers; and
- (vi) Collateral should be capable of being fully enforced by the Fund at any time without reference to or approval from the counterparty.

For each securities lending transaction and subject to a commitment that the equivalent securities will be returned on a future date or when requested to do so, the counterparty must provide cash in USD, EUR or JPY currency or cash equivalents, such as US Treasury securities as Collateral in an amount at least equivalent, at all times during the lifetime of the transactions, to the full current value of the securities lent. US Treasury securities generally have a maturity between one day and one year.

Reinvestment of Collateral

Non-cash collateral cannot be sold, re-invested or pledged.

Cash received as Collateral may only be:

- (i) Placed on deposit with entities prescribed in article 50(f) of the UCITS Directive;
- (ii) Invested in high quality government bonds;
- (iii) Used for reverse repo transactions under which the cash is callable at any time; and
- (iv) Invested in short term money market funds.

Re-invested cash collateral must be diversified in accordance with the diversification requirements applicable to non-cash collateral. A Fund may be subject to a risk of loss in the case of a default of the relevant issuer or the relevant counterparty to transactions in which cash collateral has been reinvested.

Cash received as Collateral in the context of securities lending transactions will only be placed in deposits, or invested in high quality, liquid, and short term money market funds (as described above) preapproved by Capital Group.

Collateral Policy

The collateral policy that will be followed by each Fund to cover its exposure to an OTC financial derivative transaction is set out below.

The Management Company has established a list of authorised counterparties, eligible collateral, and haircut policies; and these may be revised or amended by the Management Company at any time.

The counterparties to any OTC financial derivative transaction, entered into by a Fund, are selected from a list of authorised counterparties established by the Management Company. The authorised counterparties are subject to prudential supervision and belong to categories approved by the CSSF. The list of authorised counterparties may be amended with the consent of the Management Company.

Collateral is posted and received in order to mitigate the counterparty risk in OTC financial derivative transactions. Collateral is monitored and marked-to-market daily. Regular reporting is provided to the Management Company, Administrative Manager, and Investment Advisor.

Collateral posted in favour of a Fund under a title transfer arrangement should be held by the Custodian or one of its correspondents or sub-custodians. Collateral posted in favour of a Fund under a security interest arrangement (e.g. a pledge) can be held by a third party custodian which is subject to prudential supervision, and which is unrelated to the provider of collateral.

Cash Collateral received by the Management Company is only used as described under Reinvestment of Collateral above.

As part of its OTC financial derivatives transaction risk mitigation and in accordance with its internal policy relating to the management of collateral, the Management Company will determine:

- (i) the required level of collateral; and
- (ii) the level of valuation haircut applicable to non-cash assets received as collateral, taking into account the assets' characteristics (such as the credit standing of the issuers, the maturity, the currency and the price volatility of the assets).

A haircut is a discount applied to the value of a Collateral asset to account for the fact that its valuation, or liquidity profile, may deteriorate over time. Subject to the framework agreements in place with the relevant counterparty, which may or may not include minimum transfer amounts and/or threshold amounts of unsecured credit exposure that the parties are prepared to accept before asking for collateral, it is the intention of the Management Company that any collateral received shall have a value, adjusted in light of the haircut policy, which equals or exceeds the relevant counterparty exposure where appropriate.

Certain framework agreements or OTC financial derivatives transactions may require the posting of initial margin which is agreed between the parties at the time of each trade. Where initial margin is required, the value of collateral posted will be in excess of the value of the relevant OTC financial derivative transaction.

As of the date of this Prospectus, the Management Company typically accepts collateral types and applies the following haircuts in relation thereto:

Collateral Type	Typical Haircut
Cash	0%
Government Bonds	0.5% to 10%*
Non-Government Bonds	10% to 20%*

* These may vary depending upon the maturity of the security

The Management Company reserves the right to depart from the above haircut levels where it would be appropriate to do so taking into account the assets' characteristics (such as the credit standing of the issuers, the maturity, the currency and the price volatility of the assets). Furthermore, the Management Company reserves the right to accept collateral types other than those disclosed above.

Cash is denominated in major currencies and typically USD, GBP or EUR. Government Bonds consist of bonds issued or guaranteed by a member state of the OECD or by their local authorities or supranational institutions and bodies of a community, regional or worldwide nature. Non-Government Bonds are bonds issued by or guaranteed by high quality issuers offering adequate liquidity.

Specific Provisions Regarding The Collateral Applicable To Securities Lending

Where a Fund enters into securities lending transactions, the market value of the lent securities and of the collateral will be calculated each Business Day. The collateral received will have a target coverage amounting to 102% for US securities and 105% for non-US securities of the total mark-to-market value of the lent securities. The ownership of the Collateral is transferred to the relevant Fund and will be held by the Depositary (or a sub-custodian acting on behalf of the Depositary) on behalf of the relevant Fund in accordance with the safekeeping duties of the Depositary under the agreement entered into between the Company and the Depositary. The Collateral is capable of being fully enforced by the Fund at any time without reference to or approval from the counterparty.

Annex 2: Fund Information Sheets

Each Fund Information Sheet forms an integral part of the Prospectus and should be read in conjunction with the full information contained in it.

Equity

1. Capital Group New Perspective Fund (LUX)	47
2. Capital Group Future Generations Global Opportunities Fund (LUX) (until 13 December 2024: Capital Group Sustainable Global Opportunities Fund (LUX))	57
3. Capital Group Global Equity Fund (LUX)	66
4. Capital Group World Growth and Income (LUX)	68
5. Capital Group World Dividend Growers (LUX)	70
6. Capital Group New Economy Fund (LUX)	72
7. Capital Group New World Fund (LUX)	81
8. Capital Group Emerging Markets Growth Fund (LUX)	83
9. Capital Group Asian Horizon Fund (LUX)	85
10. Capital Group Japan Equity Fund (LUX)	87
11. Capital Group European Opportunities (LUX)	89
12. Capital Group European Growth and Income Fund (LUX)	91
13. Capital Group AMCAP Fund (LUX)	93
14. Capital Group Investment Company of America (LUX)	95
15. Capital Group Washington Mutual Investors Fund (LUX)	97

Multi-Asset

16. Capital Group Capital Income Builder (LUX)	100
17. Capital Group Global Allocation Fund (LUX)	102
18. Capital Group Future Generations Global Balanced Fund (LUX) (until 13 December 2024: Capital Group Sustainable Global Balanced Fund (LUX))	104
19. Capital Group American Balanced Fund (LUX)	114
20. Capital Group Emerging Markets Total Opportunities (LUX)	116

Fixed Income

21. Capital Group Global Bond Fund (LUX)	118
22. Capital Group Global Intermediate Bond Fund (LUX)	120
23. Capital Group Global Total Return Bond Fund (LUX)	122
24. Capital Group Euro Bond Fund (LUX)	125
25. Capital Group Global Corporate Bond Fund (LUX)	135
26. Capital Group Future Generations Global Corporate Bond Fund (LUX) (until 13 December 2024: Capital Group Sustainable Global Corporate Bond Fund (LUX))	145
27. Capital Group US Corporate Bond Fund (LUX)	155
28. Capital Group Global High Income Opportunities (LUX)	165
29. Capital Group Multi-Sector Income Fund (LUX)	174
30. Capital Group US High Yield Fund (LUX)	185
31. Capital Group Emerging Markets Debt Fund (LUX)	187
32. Capital Group Emerging Markets Local Currency Debt Fund (LUX)	195

Fund of Funds – Portfolio Series

33. Capital Group EUR Global Growth Portfolio (LUX)	204
34. Capital Group EUR Moderate Global Growth Portfolio (LUX)	206
35. Capital Group EUR Moderate Growth and Income Portfolio (LUX)	208
36. Capital Group EUR Balanced Growth and Income Portfolio (LUX)	210
37. Capital Group EUR Conservative Income and Growth Portfolio (LUX)	212
38. Capital Group EUR Conservative Income Portfolio (LUX)	214

Capital Group New Perspective Fund (LUX)

Launch Date	30 October 2015
Investment Objective	<p>The Fund's investment objective is to provide long-term growth of capital. The Fund seeks to take advantage of investment opportunities generated by changes in global trade patterns and economic and political relationships by investing in common stocks of companies located around the world, which may include Emerging Markets.</p> <p>In pursuing its investment objective, the Fund invests primarily in common stocks that the Investment Adviser believes have the potential for growth.</p>
ESG criteria	<ul style="list-style-type: none"> • Management of a carbon footprint lower than the Fund's selected index level • Implementation of a Negative Screening Policy relating to the Fund's investments in corporate issuers. • Commitment to make sustainable investments contributing to environmental or social objectives. <p>For more information on the Fund's ESG criteria, please refer the Fund's pre-contractual information pursuant to Article 8 of SFDR at the end of this Fund Information Sheet.</p>
Profile of the typical investor	<p>The Fund is actively managed and particularly suitable for investors seeking:</p> <ul style="list-style-type: none"> • long-term capital growth through investments in global Equities; and • to consider environmental, social and/or governance criteria as part of their investments within the meaning of Article 8 of the SFDR, as set out in detail at the end of this Fund Information Sheet.
Eligible Investment Countries	Any country
Specific Investment Guidelines and Restrictions	<ol style="list-style-type: none"> 1. The Fund aims to manage a carbon footprint (WACI) for its investments in corporate issuers that is generally at least 30% lower than MSCI ACWI index. Should the WACI of the Fund not achieve the 30% threshold, the Investment Adviser will consider what action is in the best interest of the Fund, its Shareholders and in line with the relevant Fund investment objective to bring the Fund back above the threshold in a reasonable period of time. The Investment Adviser relies on carbon footprint data from a third party provider to carry out ongoing monitoring of WACI) at the Fund level, and may reduce or eliminate exposures to certain companies as necessary. 2. The Investment Adviser evaluates and applies ESG and norms-based screening to implement exclusions for corporate issuers, with respect to certain sectors such as weapons. To support this screening, it relies on third party provider(s) who identify an issuer's participation in or the revenue which they derive from activities that are inconsistent with the ESG and norms-based screens. The Negative Screening Policy applied can be found on https://www.capitalgroup.com/content/dam/cgc/tenants/eacg/negative-screening-policy.pdf The Fund commits to maintain at least 10% in sustainable investments (i) which are assessed based on alignment of business activities with any one or a combination of sustainable investment themes focused on tackling global social and environmental challenges, as outlined by the United Nations Sustainable Development Goals; and (ii) which do not cause any significant harm to any environmental or social sustainable investment objectives. 3. Companies must have good governance practices. 4. The Fund may invest up to 5% of its assets in nonconvertible debt securities rated Baa1 or below and BBB+ or below by NRSROs designated by the Investment Adviser or unrated but determined by the Investment Adviser to be of equivalent quality. If rating agencies differ, securities will be considered to have received the highest of these ratings. 5. The Fund may invest in contingent convertible bonds which will not exceed 5% of the net assets of the Fund. 6. The Fund may invest, either directly e.g. via the Shanghai-Hong Kong Stock Connect and Shenzhen-Hong Kong Stock Connect and/or indirectly such as by way of access warrants and/or other access products, up to 5% of the net assets of the Fund in China A-Shares. 7. The Fund may use, whether for hedging and/or efficient portfolio management purposes, forward contracts as described in more detail in the main part of the Prospectus under the "Risk Warnings" section and in Annex 1. 8. In order to achieve its investment objective, the Fund may enter into securities lending transactions by lending securities of its portfolio to brokers, dealers and other institutions that provide cash in USD, EUR or JPY currency or US Treasury securities as collateral in an amount at least equal to the value of the securities loaned. No more than 15% of the net assets of the Fund will be used for lending securities. The level of exposure to securities lending is generally expected to be less than 5% of the net assets of the Fund. Please read the "Risk Warnings" section for more details of the relevant risk factors involved as well as Annex 1. 9. In order to achieve its investment goals, for treasury purposes and/or in case of unfavourable market conditions, the Fund may also invest in deposits with credit institutions, money market instruments and units of money market funds within the meaning of the investment restrictions set out in Annex 1.
Specific Risks	Equities, Emerging Markets, contingent convertible bonds, Shanghai-Hong Kong Stock Connect and Shenzhen-Hong Kong Stock Connect, securities lending, Sustainability Risks. Further details of general and specific risks can be found under "Risk Warnings" section and in Annex 1.
Investment Adviser	CRMC. CRMC may manage other funds and accounts with similar names, investment objectives and strategies (collectively, "portfolios"). The investment results of such portfolios may vary depending on a number of factors, including, but not limited to, fees and expenses, portfolio size, transaction costs, cash flows, currencies, securities pricing time, taxes, and portfolio holdings and any applicable investment limitations. Policies and procedures have been designed to ensure that portfolios with similar names, objectives and strategies are each treated fairly, including the allocation of securities transactions.
Base Currency	USD
Valuation Date	Each Business Day, other than days (as determined by the Board or the Management Company at their discretion) on which any market(s) representing a meaningful portion of the Fund's portfolio is closed. For the purpose of this

	paragraph, the market to be considered is the market where the relevant instrument is traded. (A list of such dates is available on capitalgroup.com/international)	
Calculation method of the risk exposure	The methodology used in order to calculate the global exposure resulting from the use of financial derivative instruments is the commitment approach in accordance with the CSSF Circular 11/512.	
Hedged Equivalent Classes	The Fund will aim at hedging, with a reasonable margin of tolerance, the main currency exposure of the Fund back into the currency referred to in the relevant Class's designation. It is expected that the resulting effective hedge ratio (i.e. the percentage exposure in the currency of the hedged share class) will typically be in the range of 80% to 100%. The list of available Hedged Equivalent Classes can be found online on the Management Company's webpage at capitalgroup.com/international	
Cut-Off Time	1:00pm Luxembourg time on every Valuation Date	
Fiscal year-end	31 December in each year	
Fees and charges¹	Until 31 December 2024:	
	Fund Administration Fee ²	0.15% maximum
	Depositary and Custody Fees ³	0.05% maximum
	From 1 January 2025:	
	Annual Administration Charge ⁴	0.25% maximum

Capital Group New Perspective Fund (LUX)

	Minimum Initial Investment and Amount held at any time	Management Fee
Class A4, A7, A9, A11 and Equivalent		
A4	\$10 million or equivalent	0.530%
A7	\$100 million or equivalent	0.430%
A9	\$250 million or equivalent	0.400%
A11	\$500 million or equivalent	0.380%
Class C and Equivalent		
C	None	Charged outside the Company
Class Y and Equivalent		
Y	None	Charged outside the Company
Class B and Equivalent		
B	None	1.50%
Class N and Equivalent		
N	None	2.15%
Class Z and Equivalent		
Z	None	0.75%
Class P and Equivalent		
P	\$100 million or equivalent	0.60%
Class ZL and Equivalent		
ZL	\$500 million or equivalent	0.525%

¹ Fund Administration, Depositary and Custody Fees, which are included in the total expense ratio (TER), which varies by Fund and by Share Class, may be partially allocated to the relevant Share Class by the Management Company. Please see the relevant KID/KIID and the Company's annual report for details.

² Effective rate varies with the total assets of the Fund up to the indicated maximum.

³ Effective rate varies with the total assets of the Fund and with the country breakdown in the Portfolio up to the indicated maximum.

⁴ Please refer to the section Charges, Expenses and Fees for the detail of what is included in the Annual Administration Charge.

Class L and Equivalent

L	By separate agreement	0.525%
---	-----------------------	--------

Product name: Capital Group New Perspective Fund (LUX)
Legal entity identifier: 22210012U5PFCXI5XS34

Environmental and/or social characteristics

Sustainable investment means an investment in an economic activity that contributes to an environmental or social objective, provided that the investment does not significantly harm any environmental or social objective and that the investee companies follow good governance practices.

The **EU Taxonomy** is a classification system laid down in Regulation (EU) 2020/852, establishing a list of **environmentally sustainable economic activities**. That Regulation does not include a list of socially sustainable economic activities. Sustainable investments with an environmental objective might be aligned with the Taxonomy or not.

Does this financial product have a sustainable investment objective?

☒ ☐ ☐ **Yes** ☒ ☐ ☒ **No**

<input type="checkbox"/> It will make a minimum of sustainable investments with an environmental objective : ____% <ul style="list-style-type: none"> <input type="checkbox"/> in economic activities that qualify as environmentally sustainable under the EU Taxonomy <input type="checkbox"/> in economic activities that do not qualify as environmentally sustainable under the EU Taxonomy 	<input checked="" type="checkbox"/> It promotes Environmental/Social (E/S) characteristics and while it does not have as its objective a sustainable investment, it will have a minimum proportion of 10 % of sustainable investments <ul style="list-style-type: none"> <input type="checkbox"/> with an environmental objective in economic activities that qualify as environmentally sustainable under the EU Taxonomy <input checked="" type="checkbox"/> with an environmental objective in economic activities that do not qualify as environmentally sustainable under the EU Taxonomy <input checked="" type="checkbox"/> with a social objective
<input type="checkbox"/> It will make a minimum of sustainable investments with a social objective : ____%	<input type="checkbox"/> It promotes E/S characteristics, but will not make any sustainable investments



What environmental and/or social characteristics are promoted by this financial product?

The Fund promotes environmental and social characteristics, provided that the companies in which investments are made follow good governance practices.

Carbon constraint: The Fund aims to maintain a Weighted Average Carbon Intensity (WACI) for its investments in corporate issuers that is generally at least 30% lower than the MSCI ACWI index. The WACI is based on GHG emissions (Scope 1 and 2) divided by the revenue of the investee companies. Should the WACI of the Fund not achieve the 30% threshold, the Investment Adviser will consider what action is in the best interest of the Fund, its Shareholders and in line with the relevant Fund investment objective to bring the Fund back above the threshold in a reasonable period of time.

Negative Screening Policy: Through its Negative Screening Policy, the Investment Adviser evaluates and applies ESG and norms-based screening to implement exclusions on corporate issuers at the time of purchase, with respect to certain sectors such as tobacco, fossil fuel and weapons, as well as companies violating the principles of the United Nations Global Compact (UNGC).

There is no reference benchmark designated for the purpose of attaining the environmental or social characteristics promoted by the Fund.

Sustainability indicators measure how the environmental or social characteristics promoted by the financial product are attained.

What sustainability indicators are used to measure the attainment of each of the environmental or social characteristics promoted by this financial product?

The sustainability indicators used by this Fund to measure the attainment of each of the environmental or social characteristics it promotes are the following:

The WACI is the metric used to report the Fund's carbon emissions. It helps show the carbon footprint of the portfolio compared to the index, and is based on Scope 1 and 2 emissions:

- Scope 1: direct emissions from the investee company's facilities;
- Scope 2: indirect emissions linked to the investee company's energy consumption

The Investment Adviser applies ESG and norms-based exclusions to implement a Negative Screening Policy to the Fund's investments. The Fund will monitor percentage of corporate issuers failing a screen under the Negative Screening Policy.

What are the objectives of the sustainable investments that the financial product partially intends to make and how does the sustainable investment contribute to such objectives?

The Investment Adviser commits to maintain at least 10% of the Fund's investments in companies that, in the Investment Adviser's opinion, are addressing social and/or environmental challenges through their current or future products and/or services.

Such companies have products and services that are majority-aligned, or transitioning towards higher positive alignment, with any single or combination of sustainable investment themes focused on global social and environmental challenges as identified by the Investment Adviser. These themes map to the United Nations Sustainable Development Goals ("SDGs"). The Investment Adviser also takes into consideration topics, communities, and groups not specifically referenced in the SDG framework. Therefore, investments could be made in companies addressing needs such as but not limited to: (i) energy transition, (ii) health & well-being, (iii) sustainable cities & communities, (iv) responsible consumption, (v) clean water & sanitation, (vi) education & information access, and (vii) financial inclusion.

The sustainable investments that the Fund intends to make are subject to the Investment Adviser's eligibility process for sustainable investments. Sustainable investments are those whose business activities are majority-aligned or transitioning towards higher positive alignment with any one or a combination of these sustainable investment themes, and that (i) do not significant harm any environmental or social objective, as measured in line with the principal adverse impact indicators, (ii) follow good governance practices and (iii) satisfy the Negative Screening Policy.

How do the sustainable investments that the financial product partially intends to make, not cause significant harm to any environmental or social sustainable investment objective?

The sustainable investments that the Fund partially intends to make shall not cause any significant harm to any environmental or social sustainable investment objectives. As such the Investment Adviser considers the mandatory Principle Adverse Impacts (PAIs) as set out in Table 1 of Annex I of Commission Delegated Regulation (EU) 2022/1288 for corporate investments, as well as other ESG risks and controversies that the Investment Adviser considers potentially material, such as data privacy or censorship issue. Companies deemed by the Investment Adviser to be causing significant harm, based on the PAIs, are not considered sustainable investments.

How have the indicators for adverse impacts on sustainability factors been taken into account?

As mentioned above, the Investment Adviser considers all mandatory PAIs.

The Investment Adviser considers several PAIs within its Negative Screening Policy. In particular, the Negative Screening Policy addresses the Principal Adverse Impact 4 on exposure to companies active in the fossil fuel sector, Principal Adverse Impact 10 on United Nations Global Compact violators and Principal Adverse Impact 14 on controversial weapons.

Beyond the screening process, with respect to the remaining mandatory PAIs:

1. where the Investment Adviser considers sufficient and reliable quantitative data is available across the investment universe, the Investment Adviser uses third-party data and prescribed thresholds to determine whether the adverse impact associated with the company's activities is potentially significant based on the company's relative ranking (on the specific adverse impact) to the overall investment universe and/or peer group; or
2. where data availability or quality is not sufficient across the investment universe to enable a quantitative analysis, the Investment Adviser assess significant harm on a qualitative basis, for example using proxies. The Investment Adviser's assessment will also include an overall qualitative assessment of how ESG risks are being managed.

Where third party data or the Investment Adviser's assessment indicates that a company is potentially doing significant harm based on a PAI threshold, the Investment Adviser will do additional due diligence to better understand and assess negative impacts indicated by third party or proprietary data. If the Investment Adviser concludes that the company is not causing significant harm based on its analysis, it may proceed with the investment and the rationale for that decision will then be documented. For example, the Investment Adviser may conclude a company is not causing significant harm if (i) the Investment Adviser has reason to believe that third-party data is inaccurate and the Investment Adviser's own research demonstrates that the company is not causing significant harm; or (ii) the company is taking steps to mitigate or remediate that harm through the adoption of timebound targets and there are meaningful signs of improvement and positive change.

How are the sustainable investments aligned with the OECD Guidelines for Multinational Enterprises and the UN Guiding Principles on Business and Human

Principal adverse impacts are the most significant negative impacts of investment decisions on sustainability factors relating to environmental, social and employee matters, respect for human rights, anti-corruption and anti-bribery matters.

Rights? Details:

The sustainable investments are aligned with the OECD Guidelines for Multinational Enterprises and the UN Guiding Principles on Business and Human Rights as follows: the Investment Adviser reviews issuers involved in significant ESG controversies, with a focus on those that may conflict with existing global standards, including guidelines from the United Nations Global Compact and the Organisation for Economic Co-operation and Development (OECD). In accordance with the Negative Screening Policy applied to the Fund, the Investment Adviser will exclude companies violating the UN Global Compact principles. Although other incidents will not automatically result in exclusion from the Fund, the Investment Adviser ensures that appropriate action to remediate the concerns are taken.

The EU Taxonomy sets out a “do not significant harm” principle by which Taxonomy-aligned investments should not significantly harm EU Taxonomy objectives and is accompanied by specific EU criteria.

The “do no significant harm” principle applies only to those investments underlying the financial product that take into account the EU criteria for environmentally sustainable economic activities. The investments underlying the remaining portion of this financial product do not take into account the EU criteria for environmentally sustainable economic activities.

Any other sustainable investments must also not significantly harm any environmental or social objectives.



Does this financial product consider principal adverse impacts on sustainability factors?



Yes

This Fund considers the following principal adverse impacts (PAIs) on sustainability factors:

- Principal Adverse Impact 1 on greenhouse gas emissions.
- Principal Adverse Impact 4 on exposure to companies active in the fossil fuel sector.
- Principal Adverse Impact 10 on UNGC violators.
- Principal Adverse Impact 14 on controversial weapons.

The above-listed principal adverse impacts on sustainability factors are considered as follows:

PAI 1 on greenhouse gas emissions is considered as part of the Fund's management of its carbon footprint (WACI) for its investments in corporate issuers, which is generally at least 30% lower than MSCI ACWI index.

PAI 4 on exposure to companies active in the fossil fuel sector, PAI 10 on UNGC violators and PAI 14 on controversial weapons are considered when the Investment Adviser evaluates and applies ESG and norms-based screening to implement exclusions on corporate issuers. To support this screening, it relies on third party provider(s) who identify an issuer's participation in or the revenue which they derive from activities that are inconsistent with the ESG and norms-based screens.

In addition, the Fund's sustainable investments are assessed against each of the mandatory PAIs as described above.

Further information on how the financial product did consider principal adverse impacts (PAIs) on sustainability factors will be available in the Company's annual report.

No



What investment strategy does this financial product follow?

The Investment Adviser applies the following investment strategy to attain the environmental and/or social characteristics promoted:

The investment strategy guides investment decisions based on factors such as investment objectives and risk tolerance.

Carbon constraint. The Investment Adviser aims to manage a carbon footprint (WACI) lower than the Fund's selected index level. Therefore, it will aim to manage a WACI for its investments in corporate issuers that is generally at least 30% lower than the Fund's selected index level (MSCI ACWI). Should the WACI of the Fund not achieve the 30% threshold, the Investment Adviser will consider what action is in the best interest of the Fund, its Shareholders and in line with the relevant Fund investment objective to bring the Fund back above the threshold in a reasonable period of time. The Investment Adviser carries out ongoing monitoring of WACI at the Fund level, and may reduce or eliminate exposures to certain companies as necessary.

The selected index is representative of the investment universe of the Fund. The Investment Adviser assesses the portfolio WACI data on an ongoing basis to help the Fund remain within the target level. This allows the Investment Adviser to measure the carbon footprint and carbon intensity of the portfolio compared to the selected index, and to understand the attribution of the emission results. From an investment perspective, carbon footprint analysis can serve as a tool to engage with the investee company and better understand the investee company's business. In the event that reported carbon emissions data is not available for a particular issuer, the third party provider may provide estimates using their own methodologies. Issuers that do not have any carbon emissions data available (reported or estimated) are excluded from the WACI calculation. It is not the intention of the Investment Adviser to automatically exclude higher carbon emitters on an individual basis as the carbon intensity is monitored at the total portfolio level rather than at the individual holding level.

Negative Screening Policy. The Investment Adviser also evaluates and applies ESG and norms-based screening to implement a Negative Screening Policy relating to the Fund's investments in corporate issuers at the time of purchase, with respect to certain sectors such as tobacco, fossil fuel and weapons, as well as companies violating the principles of the UNGC.

To support this screening on corporate issuers, the Investment Adviser relies on third party provider(s) who identify an issuer's participation in or the revenue which they derive from activities that are inconsistent with the ESG and norms-based screens. In this way, third party provider data is used to support the application of ESG and norms-based screening by the Investment Adviser. In the event that exclusions cannot be verified through third-party providers or if the Investment Adviser believes that data and/or assessment is incomplete or inaccurate, the Investment Adviser reserves the right to identify business involvement activities through its own assessment (including by using other third-party data sources).

If an eligible corporate issuer held in a Fund subsequently fails a screen, the issuer will not contribute towards the environmental and/or social characteristics of the Fund and will generally be sold within six months from the date of such determination, subject to the best interests of investors in the Fund.

The Investment Adviser ensures that the companies in which investments are made follow good governance practices.

● ***What are the binding elements of the investment strategy used to select the investments to attain each of the environmental or social characteristics promoted by this financial product?***

The Fund has the following binding elements:

- 1) **Carbon constraint.** The Fund aims to manage a carbon footprint (WACI) for its investment in corporate issuers that is generally at least 30% lower than the Fund's selected index (MSCI ACWI). Should the WACI of the Fund not achieve the 30% threshold, the Investment Adviser will consider what action is in the best interest of the Fund, its Shareholders and in line with the relevant Fund investment objective to bring the Fund back above the threshold in a reasonable period of time.
- 2) **Negative Screening Policy.** The Fund applies investment restrictions rules on a pre-trade basis in portfolio management systems to prohibit investment in corporate issuers based on the exclusion criteria. The portfolio also undergoes post-trade compliance checks.

The Investment Adviser selects investments to the extent they do not trigger a breach of the carbon target and are in line with the Negative Screening Policy.

● ***What is the committed minimum rate to reduce the scope of the investments considered prior to the application of that investment strategy?***

Not applicable

● ***What is the policy to assess good governance practices of the investee companies?***

When assessing good governance practices, the Investment Adviser will, as a minimum, have regard to matters it sees relevant to the four prescribed pillars of good governance (i.e., sound management structures, employee relations, remuneration of staff and tax compliance).

As described above, the Investment Adviser applies a Negative Screening Policy to the Fund. As part of this, the Investment Adviser excludes companies that, based on available third-party data, are viewed to be in violation of the principles of the UNGC, which include Principle 10 (anti-corruption) and Principle 3 (employee relations).

In addition, good governance practices are evaluated as part of the Investment Adviser's ESG integration process. Such practices are assessed through a monitoring process based on available third-party indicators relating to corporate governance and corporate behavior. Third-party data may be inaccurate, incomplete or outdated. Where the corporate governance and corporate behavior indicators cannot be verified through the third-party provider, the Investment Adviser will aim to make such determination through its own assessment based on information that is reasonably available. Where relevant, fundamental analysis of a range of governance metrics that cover areas such as auditing practices, board composition and executive compensation, among others, is also conducted. The Investment Adviser also

Good governance practices include sound management structures, employee relations, remuneration of staff and tax compliance.

engages in regular dialogue with companies on corporate governance issues and exercises its proxy voting rights for the entities in which the Fund invests.

If a previously eligible company held in a Fund subsequently fails the Investment Adviser's assessment of good governance practices, the company will generally be sold within six months from the date of such determination, subject to the best interests of investors in the Fund.

Capital Group's ESG Policy Statement provides additional detail on Capital Group's ESG philosophy, integration, governance, support and processes, including proxy voting procedures and principles, as well as views on specific ESG issues, including ethical conduct, disclosures and corporate governance. Information on Capital Group's corporate governance principles can be found in its Proxy Voting Procedures and Principles as well as in the ESG Policy Statement.



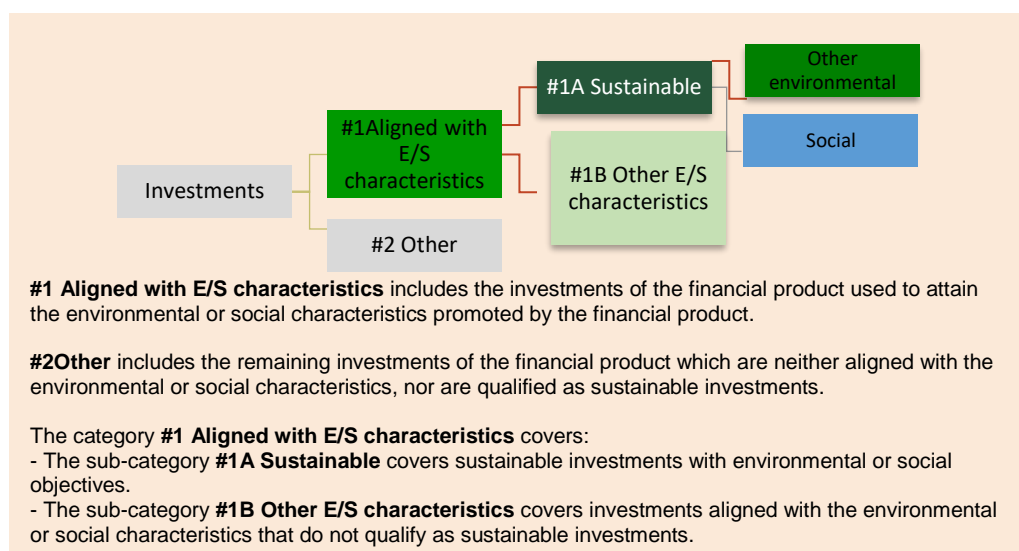
Asset allocation

describes the share of investments in specific assets.

Taxonomy-aligned activities are expressed as a share of:

- **turnover** reflecting the share of revenue from green activities of investee companies
- **capital expenditure** (CapEx) showing the green investments made by investee companies, e.g. for a transition to a green economy.
- **operational expenditure** (OpEx) reflecting green operational activities of investee companies.

What is the asset allocation planned for this financial product?



At least 90% of the Fund's investments are in category “#1 Aligned with E/S characteristics” and so are used to attain the environmental or social characteristics promoted by the Fund (being subject to the Investment Adviser's binding Negative Screening Policy and carbon constraint). A maximum of 10% of the Fund's investments including investments non-aligned with the E/S characteristics promoted and/or derivatives are in category “#2 Other”.

Within the 90%, the Fund will have a minimum proportion of 10% of the portfolio in sub-category “#1A Sustainable”, being sustainable investments with an environmental or social objective in economic activities that do not qualify as environmentally sustainable under the EU Taxonomy. These are investments that have passed through the Investment Adviser's sustainable investment assessment. The remainder of the portfolio will be in category “#1B Other E/S characteristics”, being companies that do not pass the Investment Adviser's assessment of sustainable investment.

Cash and/or cash equivalents are excluded from the asset allocation above. Cash and cash-equivalents may be held for liquidity purposes to support the Fund's overall investment objective.

How does the use of derivatives attain the environmental or social characteristics promoted by the financial product?

The Fund will not use derivatives to attain the environmental or social characteristics it promotes.



To what minimum extent are sustainable investments with an environmental objective aligned with the EU Taxonomy?

While this Fund promotes environmental characteristics within the meaning of Article 8 of the SFDR, its commitment to make “environmentally sustainable investments” within the meaning of the Taxonomy Regulation is set at 0% (including in transitional and enabling activities).

● Does the financial product invest in fossil gas and/or nuclear energy related activities that comply with the EU Taxonomy⁵?

Yes:

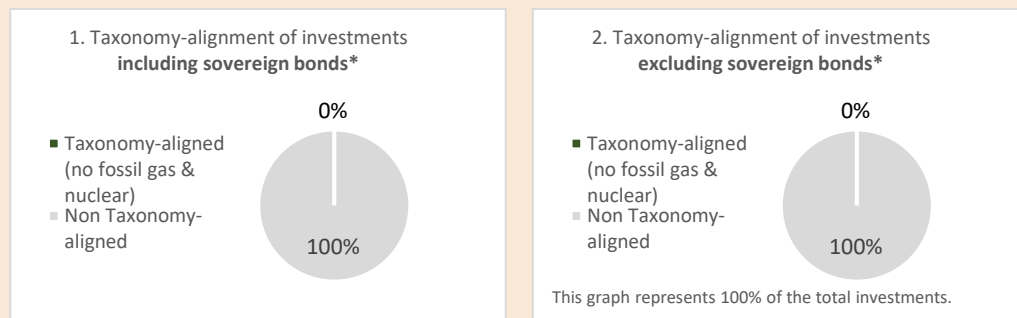
☐ In fossil gas

☐ In nuclear energy

☒ No

To comply with the EU Taxonomy, the criteria for **fossil gas** include limitations on emissions and switching to renewable power or low-carbon fuels by the end of 2035. For **nuclear energy**, the criteria include comprehensive safety and waste management rules. **Enabling activities** directly enable other activities to make a substantial contribution to an environmental objective. **Transitional activities** are activities for which low-carbon alternatives are not yet available and among others have greenhouse gas emission levels corresponding to the best performance.

The two graphs below show in green the minimum percentage of investments that are aligned with the EU Taxonomy. As there is no appropriate methodology to determine the Taxonomy-alignment of sovereign bonds, the first graph shows the Taxonomy alignment in relation to all the investments of the financial product including sovereign bonds, while the second graph shows the Taxonomy alignment only in relation to the investments of the financial product other than sovereign bonds.*



* For the purpose of these graphs, 'sovereign bonds' consist of all sovereign exposures

● What is the minimum share of investments in transitional and enabling activities?

0%. This Fund does not commit on a minimum share of investments in transitional and enabling activities.



are sustainable investments with an environmental objective that **do not take into account the criteria** for environmentally sustainable economic activities under the EU Taxonomy.



What is the minimum share of sustainable investments with an environmental objective that are not aligned with the EU Taxonomy?

Although the Fund commits to invest at least 10% in sustainable investments on an aggregate basis the Fund does not commit specifically to any minimum investment in sustainable investments with an environmental objective.



What is the minimum share of socially sustainable investments?


Although the Fund commits to invest at least 10% in sustainable investments on an aggregate basis the Fund does not commit specifically to any minimum investment in sustainable investments with a social objective.



What investments are included under “#2 Other”, what is their purpose and are there any minimum environmental or social safeguards?

The investments included under “#2 Other” are investments (including derivatives), which are neither aligned with the environmental or social characteristics, nor are qualified as sustainable investments, but are used to attain the investment objective of the Fund. There are no minimum environmental or social safeguards applicable to these investments.

⁵ Fossil gas and/or nuclear related activities will only comply with the EU Taxonomy where they contribute to limiting climate change (“climate change mitigation”) and do not significantly harm any EU Taxonomy objective – see explanatory note in the left hand margin. The full criteria for fossil gas and nuclear energy economic activities that comply with the EU Taxonomy are laid down in Commission Delegated Regulation (EU) 2022/1214.



Reference benchmarks are indexes to measure whether the financial product attains the environmental or social characteristics that they promote.

Is a specific index designated as a reference benchmark to determine whether this financial product is aligned with the environmental and/or social characteristics that it promotes?

No, there is no specific index designated as a reference benchmark to determine whether this Fund is aligned with the environmental and/or social characteristics that it promotes.



Where can I find more product specific information online?

More product-specific information can be found on the website:

<https://www.capitalgroup.com/individual-investors/lu/en/fund-centre.CGNPLU.html>

More information can also be found in Capital Group's ESG Policy Statement and Capital Group's proxy voting procedures and principles. These documents can be found on:

https://www.capitalgroup.com/content/dam/cgc/shared-content/documents/policies/02_CR_ESG_Global_Proxy_Policy_FINAL_March_2022.pdf

[https://www.capitalgroup.com/content/dam/cgc/tenants/eacg/esg/files/esg-policy-statement\(en\).pdf](https://www.capitalgroup.com/content/dam/cgc/tenants/eacg/esg/files/esg-policy-statement(en).pdf)

Capital Group Future Generations Global Opportunities Fund (LUX)¹

Launch Date	27 February 2024
Investment Objective	The Fund seeks to provide long-term growth of capital by investing mainly in Equities issued by companies worldwide, which in the Investment Adviser's opinion contribute positively to environmental and social objectives through their current or future products and/or services.
ESG criteria	<ul style="list-style-type: none"> Proprietary eligibility assessment of companies to determine their suitability for the Fund, which includes consideration of the quality of corporate governance practices and any adverse environmental and social impacts. The Investment Adviser also assess how companies are managing material ESG risks. Implementation of a Negative Screening Policy relating to the Fund's investments in corporate issuers. Commitment to make sustainable investments contributing to environmental or social objectives. <p>For more information on the Fund's ESG criteria, please refer the Fund's pre-contractual information pursuant to Article 8 of SFDR at the end of this Fund Information Sheet.</p>
Profile of the typical investor	<p>The Fund is actively managed and particularly suitable for investors seeking</p> <ul style="list-style-type: none"> long-term capital growth through investments in global Equities; and environmental and/or social characteristics as part of their investments within the meaning of Article 8 of the SFDR, as set out in detail at the end of this Fund Information Sheet.
Eligible Investment Countries	Any country
Specific Investment Guidelines and Restrictions	<ol style="list-style-type: none"> The Fund may invest in companies whose activities are aligned with any single or combination of sustainable investment themes focused on global social and environmental challenges as identified by the Investment Adviser. These themes map to the United Nations Sustainable Development Goals ("SDGs"). The Investment Adviser also takes into consideration topics, communities, and groups not specifically referenced in the SDG framework. Investments are made in companies contributing positively to these areas such as, but not limited to: (i) health & well-being, (ii) energy transition, (iii) sustainable cities & communities, (iv) responsible consumption, (v) education & information access, (vi) financial inclusion and (vii) clean water & sanitation. Investments may also include companies which, in the opinion of the Investment Adviser, are actively transitioning their activities to have higher positive alignment to the UN SDGs, with material near or medium-term change expected. The Fund commits to maintain at least 60% of its investments in sustainable investments (i) which are assessed based on alignment of business activities with any one or a combination of sustainable investment themes as mentioned above; and (ii) which do not cause any significant harm to any environmental or social sustainable investment objectives. Companies must have satisfactory management of ESG risks and good governance practices. The Investment Adviser applies ESG and norms-based exclusions to implement a negative screening policy at the time of purchase relating to the Fund's investments in companies. To support this implementation, it relies on third party providers who identify a company's participation in or the revenue which they derive from activities that are inconsistent with these exclusions. If exclusions cannot be verified through these third-party providers, the Investment Adviser will aim to identify business involvement activities through its own assessment. The Negative Screening Policy applied by the Investment Adviser can be found at https://www.capitalgroup.com/content/dam/cgc/tenants/eacg/negative-screening-policy.pdf. The Fund may invest up to 30% in Emerging Markets. The Fund may invest, either directly e.g. via the Shanghai-Hong Kong Stock Connect and Shenzhen-Hong Kong Stock Connect and/or indirectly such as by way of access warrants and/or other access products, up to 5% of the net assets of the Fund in China A Shares. The Fund may use, whether for hedging and/or efficient portfolio management purposes, forward contracts as described in more detail in the main part of the Prospectus under the "Risk Warnings" section and in Annex 1. The Fund may enter into securities lending transactions by lending securities of its portfolio to brokers, dealers and other institutions that provide cash in USD, EUR or JPY currency or US Treasury securities as collateral in an amount at least equal to the value of the securities loaned. No more than 15% of the net assets of the Fund will be used for lending securities. The level of exposure to securities lending is generally expected to be less than 5% of the net assets of the Fund. Please read the "Risk Warnings" section for more details of the relevant risk factors involved as well as Annex 1. In order to achieve its investment goals, for treasury purposes and/or in case of unfavourable market conditions, the Fund may also invest in deposits with credit institutions, money market instruments and units of money market funds within the meaning of the investment restrictions set out in Annex 1.
Specific Risks	Equities, Emerging Markets, Shanghai-Hong Kong Stock Connect and Shenzhen-Hong Kong Stock Connect, Sustainability Risks, securities lending. Further details of general and specific risks can be found under "Risk Warnings" section and in Annex I.
Investment Adviser	CRMC
Base Currency	USD
Valuation Date	Each Business Day, other than days (as determined by the Board or the Management Company at their discretion) on which any market(s) representing a meaningful portion of the Fund's portfolio is closed. For the purpose of this

¹ This Fund will be named Capital Group Sustainable Global Opportunities Fund (LUX) until 13 December 2024.

paragraph, the market to be considered is the market where the relevant instrument is traded. (A list of such dates is available on capitalgroup.com/international).

Calculation method of the risk exposure	Commitment Approach. The methodology used in order to calculate the global exposure resulting from the use of financial derivative instruments is the commitment approach in accordance with the CSSF Circular 11/512.	
Hedged Equivalent Classes	The Fund will aim at hedging, with a reasonable margin of tolerance, the main currency exposure of the Fund back into the currency referred to in the relevant Class's designation. It is expected that the resulting effective hedge ratio (i.e. the percentage exposure in the currency of the hedged share class) will typically be in the range of 80% to 100%. The list of available Hedged Equivalent Classes can be found online on the Management Company's webpage at capitalgroup.com/international .	
Cut-Off Time	1:00pm Luxembourg time on every Valuation Date	
Launch Date subscription cut-off time	All launch date subscriptions will need to be received no later than 5:00pm CET three Business Days before the Launch Date. All subscriptions received after this date will be processed on the relevant Valuation Date after the Launch Date	
Fiscal year-end	31 December in each year	
Fees and charges¹	Until 31 December 2024:	
	Fund Administration Fee ²	0.15% maximum
	Depositary and Custody Fees ³	0.05% maximum
	From 1 January 2025:	
	Annual Administration Charge ⁴	0.25% maximum

Capital Group Future Generations Global Opportunities Fund (LUX)⁵

	Minimum Initial Investment and Amount held at any time	Management Fee
Class A4, A7, A9, A11 and Equivalent		
A4	\$10 million or equivalent	0.530%
A7	\$100 million or equivalent	0.430%
A9	\$250 million or equivalent	0.400%
A11	\$500 million or equivalent	0.380%
Class C and Equivalent		
C	None	Charged outside the Company
Class B and Equivalent		
B	None	1.50%
Class N and Equivalent		
N	None	2.15%
Class Z and Equivalent		
Z	None	0.75%
Class P and Equivalent		
P	\$100 million or equivalent	0.60%
Class S and Equivalent		
S	By separate agreement	Up to 0.60%
Class ZL and Equivalent		
ZL	\$500 million or equivalent	0.525%

¹ Fund Administration, Depositary and Custody Fees, which are included in the total expense ratio (TER), which varies by Fund and by Share Class, may be partially allocated to the relevant Share Class by the Management Company. Please see the relevant KIID and the Company's annual report for details.

² Effective rate varies with the total assets of the Fund up to the indicated maximum.

³ Effective rate varies with the total assets of the Fund and with the country breakdown in the Portfolio up to the indicated maximum.

⁴ Please refer to the section Charges, Expenses and Fees for the detail of what is included in the Annual Administration Charge.

⁵ This Fund will be named Capital Group Sustainable Global Opportunities Fund (LUX) until 13 December 2024.

Product name: Capital Group Future Generations Global Opportunities Fund (LUX)¹
Legal entity identifier: 549300SMK5QCHX6N2738

Environmental and/or social characteristics

Sustainable investment means an investment in an economic activity that contributes to an environmental or social objective, provided that the investment does not significantly harm any environmental or social objective and that the investee companies follow good governance practices.

The **EU Taxonomy** is a classification system laid down in Regulation (EU) 2020/852, establishing a list of **environmentally sustainable economic activities**. That Regulation does not include a list of socially sustainable economic activities. Sustainable investments with an environmental objective might be aligned with the Taxonomy or not.

Does this financial product have a sustainable investment objective?

<input checked="" type="radio"/> <input checked="" type="radio"/> <input type="radio"/>	Yes	<input checked="" type="radio"/> <input type="radio"/> <input checked="" type="radio"/>	No
<input type="checkbox"/>	It will make a minimum of sustainable investments with an environmental objective : ____%	<input checked="" type="checkbox"/>	It promotes Environmental/Social (E/S) characteristics and while it does not have as its objective a sustainable investment, it will have a minimum proportion of 60% of sustainable investments
<input type="checkbox"/>	in economic activities that qualify as environmentally sustainable under the EU Taxonomy	<input type="checkbox"/>	with an environmental objective in economic activities that qualify as environmentally sustainable under the EU Taxonomy
<input type="checkbox"/>	in economic activities that do not qualify as environmentally sustainable under the EU Taxonomy	<input checked="" type="checkbox"/>	with an environmental objective in economic activities that do not qualify as environmentally sustainable under the EU Taxonomy
<input type="checkbox"/>	It will make a minimum of sustainable investments with a social objective : ____%	<input checked="" type="checkbox"/>	with a social objective
<input type="checkbox"/>		<input type="checkbox"/>	It promotes E/S characteristics, but will not make any sustainable investments



What environmental and/or social characteristics are promoted by this financial product?

The Fund promotes environmental and/or social characteristics through the Investment Adviser's investment process, which applies an eligibility assessment and a Negative Screening Policy as follows:

Investments in companies that have alignment with the UN Sustainable Development Goals (SDGs): The Investment Adviser seeks to invest in companies whose products and/or services are majority-aligned, or transitioning towards higher positive alignment, with any single or combination of sustainable investment themes focused on global social and environmental challenges as identified by the Investment Adviser. These themes are mapped to the UN SDGs. The Investment Adviser also takes into consideration topics, communities, and groups not specifically referenced in the SDG framework.

Investments subject to the Investment Adviser's Negative Screening Policy: Through its Negative Screening Policy, the Investment Adviser evaluates and applies ESG and norms-based screening to implement exclusions on corporate issuers at the time of purchase, with respect to certain sectors such as tobacco, fossil fuel and weapons, as well as companies violating the principles of the United Nations Global Compact (UNGC).

There is no reference benchmark designated for the purpose of attaining the environmental and/or social characteristics promoted by the Fund.

Sustainability indicators measure how the environmental or social characteristics promoted by the financial product are attained.

What sustainability indicators are used to measure the attainment of each of the environmental or social characteristics promoted by this financial product?

The sustainability indicators used by the Fund to measure the attainment of each of the environmental or social characteristics it promotes are the following:

- Percentage of corporate issuers failing a screen under the Negative Screening Policy,
- Percentage of investments having at least 50% of their revenue aligned with the SDGs, and

¹ This Fund will be named Capital Group Sustainable Global Opportunities Fund (LUX) until 13 December 2024.

- Percentage of investments in companies considered as “Transitioning”.

What are the objectives of the sustainable investments that the financial product partially intends to make and how does the sustainable investment contribute to such objectives?

The Investment Adviser commits to maintain at least 60% of the Fund’s investments in companies that, in the Investment Adviser’s opinion, are addressing social and/or environmental challenges through their current or future products and/or services.

Such companies have products and services that are majority-aligned, or transitioning towards higher positive alignment, with any single or combination of sustainable investment themes focused on global social and environmental challenges as identified by the Investment Adviser. These themes map to the United Nations Sustainable Development Goals (“SDGs”). The Investment Adviser also takes into consideration topics, communities, and groups not specifically referenced in the SDG framework. Therefore, investments could be made in companies addressing needs such as but not limited to: (i) energy transition, (ii) health & well-being, (iii) sustainable cities & communities, (iv) responsible consumption, (v) clean water & sanitation, (vi) education & information access, and (vii) financial inclusion.

The sustainable investments that the Fund intends to make are subject to the Investment Adviser’s eligibility process for sustainable investments. Sustainable investments are those whose business activities are majority-aligned or transitioning towards higher positive alignment with any one or a combination of the sustainable investment themes as mentioned above, and that (i) do not significant harm any environmental or social objective, as measured in line with the principal adverse impact indicators, (ii) follow good governance practices and (iii) satisfy the Negative Screening Policy.

How do the sustainable investments that the financial product partially intends to make, not cause significant harm to any environmental or social sustainable investment objective?

The sustainable investments that the Fund partially intends to make shall not cause any significant harm to any environmental or social sustainable investment objectives. As such the Investment Adviser considers the mandatory Principle Adverse Impacts (PAIs) as set out in Table 1 of Annex I of Commission Delegated Regulation (EU) 2022/1288 for corporate investments, as well as other ESG risks and controversies that the Investment Adviser considers potentially material as outlined in the sector-level Standards described below, such as data privacy or censorship issues. Companies deemed by the Investment Adviser to be causing significant harm, based on the PAIs, are not considered sustainable investments.

How have the indicators for adverse impacts on sustainability factors been taken into account?

As mentioned above, the Investment Adviser considers all mandatory PAIs.

The Investment Adviser considers several PAIs within its Negative Screening Policy. In particular, the Negative Screening Policy addresses the Principal Adverse Impact 4 on exposure to companies active in the fossil fuel sector, Principal Adverse Impact 10 on United Nations Global Compact violators and Principal Adverse Impact 14 on controversial weapons.

Beyond the screening process, with respect to the remaining mandatory PAIs:

1. where the Investment Adviser considers sufficient and reliable quantitative data is available across the investment universe, the Investment Adviser uses third-party data and prescribed thresholds to determine whether the adverse impact associated with the company’s activities is potentially significant based on the company’s relative ranking (on the specific adverse impact) to the overall investment universe and/or peer group; or
2. where data availability or quality is not sufficient across the investment universe to enable a quantitative analysis, the Investment Adviser assess significant harm on a qualitative basis, for example using proxies. The Investment Adviser’s assessment will also include an overall qualitative assessment of how ESG risks are being managed.

Where third party data or the Investment Adviser’s assessment indicates that a company is potentially doing significant harm based on a PAI threshold, the Investment Adviser will do additional due diligence to better understand and assess negative impacts indicated by third party or proprietary data. If the Investment Adviser concludes that the company is not causing significant harm based on its analysis, it may proceed with the investment and the rationale for that decision will then be documented. For example, the Investment Adviser may conclude a company is not causing significant harm if (i) the Investment Adviser has reason to believe that third-party data is inaccurate and the Investment Adviser’s own research demonstrates that the company is not causing significant harm; or (ii) the company is taking steps to mitigate or remediate that harm through the adoption of

Principal adverse impacts

are the most significant negative impacts of investment decisions on sustainability factors relating to environmental, social and employee matters, respect for human rights, anti-corruption and anti-bribery matters.

timebound targets and there are meaningful signs of improvement and positive change.

— — —

How are the sustainable investments aligned with the OECD Guidelines for Multinational Enterprises and the UN Guiding Principles on Business and Human Rights? Details:

The sustainable investments are aligned with the OECD Guidelines for Multinational Enterprises and the UN Guiding Principles on Business and Human Rights as follows:

The Investment Adviser reviews companies involved in significant ESG controversies, with a focus on those that may conflict with existing global standards, including guidelines from the United Nations Global Compact and the Organisation for Economic Co-operation and Development (OECD). In accordance with the Negative Screening Policy applied to the Fund, the Investment Adviser will exclude companies violating the UN Global Compact principles. Although other incidents will not automatically result in exclusion from the Fund, the Investment Adviser ensures that appropriate action to remediate the concerns are taken.

The EU Taxonomy sets out a “do not significant harm” principle by which Taxonomy-aligned investments should not significantly harm EU Taxonomy objectives and is accompanied by specific EU criteria.

The “do no significant harm” principle applies only to those investments underlying the financial product that take into account the EU criteria for environmentally sustainable economic activities. The investments underlying the remaining portion of this financial product do not take into account the EU criteria for environmentally sustainable economic activities.

Any other sustainable investments must also not significantly harm any environmental or social objectives.



Does this financial product consider principal adverse impacts on sustainability factors?



Yes



No

The Fund's sustainable investments are assessed against each of the mandatory PAIs as described above. Further information on how the financial product did consider PAIs on sustainability factors will be available in the Company's annual report.



What investment strategy does this financial product follow?

The Investment Adviser applies the investment strategy to attain the environmental and/or social characteristics promoted and the sustainable investment objective as follows:

The investment strategy guides investment decisions based on factors such as investment objectives and risk tolerance.

Investments in companies that have alignment with the UN Sustainable Development Goals (SDGs): The Fund invests in companies whose products and services are majority-aligned, or transitioning towards higher positive alignment, with any single or combination of sustainable investment themes focused on global social and environmental challenges as identified by the Investment Adviser. These themes map to the United Nations Sustainable Development Goals (“SDGs”). The Investment Adviser also takes into consideration topics, communities, and groups not specifically referenced in the SDG framework.

To identify such companies, the Investment Adviser performs an eligibility assessment that relies on bottom-up proprietary research conducted by the Investment Adviser's investment and ESG teams. This eligibility assessment is underpinned by the Investment Adviser's sector-level “Characteristics” and “Standards”:

- Characteristics: focus on whether products and services contribute to the SDGs; and
- Standards: focus on management of material ESG risks and good governance.

The Fund invests in ‘Aligned’ companies that currently have at least half of their business aligned, as well as ‘Transitioning’ companies that the Investment Adviser believes are actively

transitioning their business to higher positive alignment with material near-to-medium term change expected. If a company is determined to be aligned or transitioning and purchased in the Fund, but fails to meet the aligned or transitioning requirements thereafter, such company would no longer be considered a sustainable investment anymore and would generally be sold within six months from the date of such determination, subject to the best interests of investors in the Fund.

Investments subject to the Investment Adviser's Negative Screening Policy: In addition to alignment, the Investment Adviser also evaluates and applies ESG and norms-based screening to implement a Negative Screening Policy relating to the Fund's investments in corporate issuers at the time of purchase, with respect to certain sectors such as tobacco, fossil fuel and weapons, as well as companies violating the principles of the UNGC. The Investment Adviser identifies certain issuers or groups of issuers that it excludes from the portfolio to promote the environmental or social characteristics supported by the Fund.

To support this screening on corporate issuers, the Investment Adviser relies on third party provider(s) who identify an issuer's participation in or the revenue which they derive from activities that are inconsistent with the ESG and norms-based screens. In this way, third party provider data is used to support the application of ESG and norms-based screening by the Investment Adviser. In the event that exclusions cannot be verified through third-party providers or if the Investment Adviser believes that data and/or assessment is incomplete or inaccurate, the Investment Adviser reserves the right to identify business involvement activities through its own assessment (including by using other third-party data sources).

If an eligible corporate issuer held in a Fund subsequently fails a screen, the issuer will not contribute towards the environmental and/or social characteristics of the Fund and will generally be sold within six months from the date of such determination, subject to the best interests of investors in the Fund.

● ***What are the binding elements of the investment strategy used to select the investments to attain each of the environmental or social characteristics promoted by this financial product?***

The binding elements of the investment strategy used to attain its environmental and social characteristics are:

Sustainable investments. The Fund commits to making a minimum allocation to sustainable investments as set out above. The objectives of the sustainable investments are to make a positive contribution to environmental objectives and/or social objectives.

Negative Screening Policy. The Investment Adviser identifies certain companies or groups of companies that will be excluded from the portfolio to promote the environmental and/or social characteristics supported by the Fund as set out in the Negative Screening Policy.

● ***What is the committed minimum rate to reduce the scope of the investments considered prior to the application of that investment strategy?***

Not applicable.

● ***What is the policy to assess good governance practices of the investee companies?***

Good governance practices include sound management structures, employee relations, remuneration of staff and tax compliance.

When assessing good governance practices, the Investment Adviser will, as a minimum, have regard to matters it sees relevant to the four prescribed pillars of good governance (i.e., sound management structures, employee relations, remuneration of staff and tax compliance).

As described above, the Investment Adviser applies a Negative Screening Policy to the Fund. As part of this, the Investment Adviser excludes companies that, based on available third-party data, are viewed to be in violation of the principles of the UNGC, which include Principle 10 (anti-corruption) and Principle 3 (employee relations).

In addition, the Investment Adviser assess the quality of corporate governance practices of companies as part of its eligibility assessment when examining ESG risks, and as part of its ESG integration process more broadly. The Investment Adviser's fundamental analysis covers a range of governance metrics including among others audit practices, board composition and executive compensation. The Investment Adviser engages in regular dialogue with companies on corporate governance issues and exercises its proxy voting rights for the entities in which the Fund invests.

If a previously eligible company held in a Fund subsequently fails the Investment Adviser's assessment of good governance practices, such company would no longer be considered a sustainable investment and would generally be sold within six months from the date of such determination, subject to the best interests of investors in the Fund.

Capital Group's ESG Policy Statement provides additional detail on the Investment Adviser's ESG integration approach and processes, including proxy voting procedures and principles, as well as views on specific ESG issues, including ethical conduct, disclosures and corporate governance. Information on the Investment Adviser's corporate governance principles can be found in its Proxy Voting Procedures and Principles.



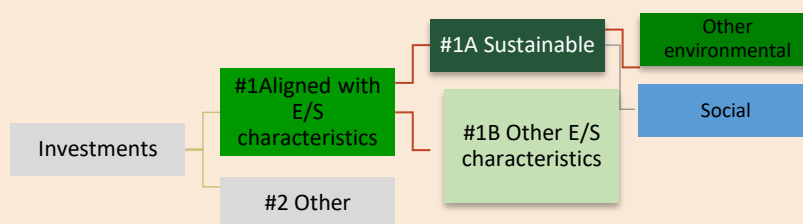
What is the asset allocation planned for this financial product?

Asset allocation

describes the share of investments in specific assets.

Taxonomy-aligned activities are expressed as a share of:

- **turnover** reflecting the share of revenue from green activities of investee companies.
- **capital expenditure** (CapEx) showing the green investments made by investee companies, e.g. for a transition to a green economy.
- **operational expenditure** (OpEx) reflecting green operational activities of investee companies.



#1 Aligned with E/S characteristics includes the investments of the financial product used to attain the environmental or social characteristics promoted by the financial product.

#2 Other includes the remaining investments of the financial product which are neither aligned with the environmental or social characteristics, nor are qualified as sustainable investments.

The category **#1 Aligned with E/S characteristics** covers:

- The sub-category **#1A Sustainable** covers sustainable investments with environmental or social objectives.
- The sub-category **#1B Other E/S characteristics** covers investments aligned with the environmental or social characteristics that do not qualify as sustainable investments.

At least 90% of the Fund's investments are in category “#1 Aligned with E/S characteristics” and so are used to attain the environmental or social characteristics promoted by the Fund. Such investments are those that are designated as eligible as “aligned” or “transitioning” companies and that pass the Investment Adviser's binding Negative Screening Policy.

A maximum of 10% of the Fund's investments including investments non-aligned with the E/S characteristics promoted and/or derivatives are in category “#2 Other”.

Within the 90%, the Fund will have a minimum proportion of 60% of the portfolio in sub-category “#1A Sustainable”, being sustainable investments with an environmental or social objective in economic activities that do not qualify as environmentally sustainable under the EU Taxonomy. These are investments that have passed through the Investment Adviser's sustainable investment assessment (alignment and screening, good governance and do no significant harm). The remainder of the portfolio will be in category “#1B Other E/S characteristics”, being companies that do not pass the Investment Adviser's assessment of sustainable investment.

Cash and/or cash equivalents are excluded from the asset allocation above. Cash and cash-equivalents may be held for liquidity purposes to support the Fund's overall investment objective.

How does the use of derivatives attain the environmental or social characteristics promoted by the financial product?

The Fund will not use derivatives to attain the environmental or social characteristics it promotes



To what minimum extent are sustainable investments with an environmental objective aligned with the EU Taxonomy?

While this Fund promotes environmental characteristics within the meaning of Article 8 of the SFDR, its commitment to make environmentally sustainable investments within the meaning of the Taxonomy Regulation is set at 0% (including in transitional and enabling activities).

Does the financial product invest in fossil gas and/or nuclear energy related activities that comply with the EU Taxonomy¹?



Yes:



In fossil gas



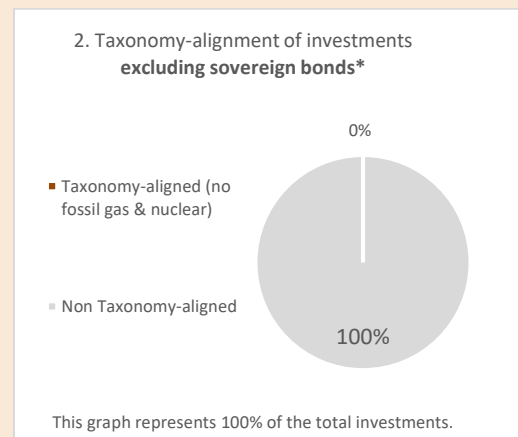
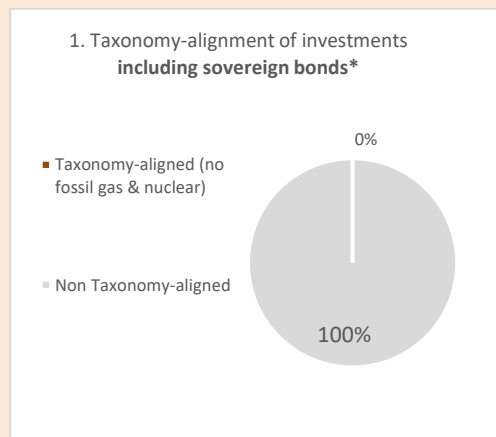
In nuclear energy



No

To comply with the EU Taxonomy, the criteria for **fossil gas** include limitations on emissions and switching to renewable power or low-carbon fuels by the end of 2035. For **nuclear energy**, the criteria include comprehensive safety and waste management rules. **Enabling activities** directly enable other activities to make a substantial contribution to an environmental objective. **Transitional activities** are activities for which low-carbon alternatives are not yet available and among others have greenhouse gas emission levels corresponding to the best performance.

The two graphs below show in green the minimum percentage of investments that are aligned with the EU Taxonomy. As there is no appropriate methodology to determine the Taxonomy-alignment of sovereign bonds, the first graph shows the Taxonomy alignment in relation to all the investments of the financial product including sovereign bonds, while the second graph shows the Taxonomy alignment only in relation to the investments of the financial product other than sovereign bonds.*



* For the purpose of these graphs, 'sovereign bonds' consist of all sovereign exposures.

What is the minimum share of investments in transitional and enabling activities?

0%. This Fund does not commit on a minimum share of investments in transitional and enabling activities.



are sustainable investments with an environmental objective that **do not take into account the criteria** for environmentally sustainable economic activities under the EU Taxonomy.



What is the minimum share of sustainable investments with an environmental objective that are not aligned with the EU Taxonomy?

Although the Fund commits to invest at least 60% in sustainable investment on an aggregate basis the Fund does not commit specifically to any minimum investment in sustainable investments with an environmental objective.



What is the minimum share of socially sustainable investments?

Although the Fund commits to invest at least 60% in sustainable investment on an aggregate basis the Fund does not commit specifically to any minimum investment in sustainable investments with a social objective.



What investments are included under “#2 Other”, what is their purpose and are there any minimum environmental or social safeguards?

The investments included under “#2 Other” are investments (including derivatives), which are neither aligned with the environmental or social characteristics, nor are qualified as sustainable investments, but are used to attain the investment objective of the Fund. There are no minimum environmental or social safeguards applicable to these investments.

¹ Fossil gas and/or nuclear related activities will only comply with the EU Taxonomy where they contribute to limiting climate change (“climate change mitigation”) and do not significantly harm any EU Taxonomy objective – see explanatory note in the left hand margin. The full criteria for fossil gas and nuclear energy economic activities that comply with the EU Taxonomy are laid down in Commission Delegated Regulation (EU) 2022/1214.



Reference benchmarks are indexes to measure whether the financial product attains the environmental or social characteristics that they promote.

Is a specific index designated as a reference benchmark to determine whether this financial product is aligned with the environmental and/or social characteristics that it promotes?

No, there is no specific index designated as a reference benchmark to determine whether this Fund is aligned with the environmental and/or social characteristics that it promotes.



Where can I find more product specific information online?

More product-specific information can be found on the website:

<https://www.capitalgroup.com/individual-investors/lu/en/investments/fund-centre.CGFGOLU.html>

More information can also be found in Capital Group's ESG Policy Statement and Capital Group's proxy voting procedures and principles. These documents can be found on:

https://www.capitalgroup.com/content/dam/cgc/shared-content/documents/policies/02_CR_ESG_Global_Proxy_Policy_FINAL_March_2022.pdf

[https://www.capitalgroup.com/content/dam/cgc/tenants/eacg/esg/files/esg-policy-statement\(en\).pdf](https://www.capitalgroup.com/content/dam/cgc/tenants/eacg/esg/files/esg-policy-statement(en).pdf)

Capital Group Global Equity Fund (LUX)

Launch Date	31 December 1969 ¹
Investment Objective	Long-term capital growth through investment primarily in listed Equity, researched and selected on a world-wide basis. Unlisted securities may also be purchased, subject to the relevant provisions of the "General Investment Guidelines and Restrictions".
Profile of the typical investor	The Fund is actively managed and particularly suitable for investors seeking long-term capital growth through investment primarily in global Equities.
Eligible Investment Countries	Any country
Specific Investment Guidelines and Restrictions	<ol style="list-style-type: none"> 1. The Fund may use, whether for hedging and/or efficient portfolio management purposes, forward contracts as described in more detail in the main part of the Prospectus under the "Risk Warnings" section and in Annex 1. 2. In order to achieve its investment objective, the Fund may enter into securities lending transactions by lending securities of its portfolio to brokers, dealers and other institutions that provide cash in USD, EUR or JPY currency or US Treasury securities as collateral in an amount at least equal to the value of the securities loaned. No more than 15% of the net assets of the Fund will be used for lending securities. The level of exposure to securities lending is generally expected to be less than 5% of the net assets of the Fund. Please read the "Risk Warnings" section for more details of the relevant risk factors involved as well as Annex 1. 3. In order to achieve its investment goals, for treasury purposes and/or in case of unfavourable market conditions, the Fund may also invest in deposits with credit institutions, money market instruments and units of money market funds within the meaning of the investment restrictions set out in Annex 1.
Specific Risks	Equities, securities lending, Sustainability Risks. Further details of general and specific risks can be found under "Risk Warnings" section and in Annex 1.
Investment Adviser	CRMC. CRMC may manage other funds and accounts with similar names, investment objectives and strategies (collectively, "portfolios"). The investment results of such portfolios may vary depending on a number of factors, including, but not limited to, fees and expenses, portfolio size, transaction costs, cash flows, currencies, securities pricing time, taxes, and portfolio holdings and any applicable investment limitations. Policies and procedures have been designed to ensure that portfolios with similar names, objectives and strategies are each treated fairly, including the allocation of securities transactions.
Investment Sub-Adviser	CISA
Base Currency	USD
Valuation Date	Each Business Day, other than days (as determined by the Board or the Management Company at their discretion) on which any market(s) representing a meaningful portion of the Fund's portfolio is closed. For the purpose of this paragraph, the market to be considered is the market where the relevant instrument is traded. (A list of such dates is available on capitalgroup.com/international)
Calculation method of the risk exposure	The methodology used in order to calculate the global exposure resulting from the use of financial derivative instruments is the commitment approach in accordance with the CSSF Circular 11/512.
Hedged Equivalent Classes	The Fund will aim at hedging, with a reasonable margin of tolerance, the main currency exposure of the Fund back into the currency referred to in the relevant Class's designation. It is expected that the resulting effective hedge ratio (i.e. the percentage exposure in the currency of the hedged share class) will typically be in the range of 80% to 100%. The list of available Hedged Equivalent Classes can be found online on the Management Company's webpage at capitalgroup.com/international
Cut-Off Time	1:00pm Luxembourg time on every Valuation Date
Fiscal year-end	31 December in each year
Fees and charges²	Until 31 December 2024:
	Fund Administration Fee ³ 0.15% maximum
	Depository and Custody Fees ⁴ 0.05% maximum
	From 1 January 2025:
	Annual Administration Charge ⁵ 0.25% maximum

¹ Single compartment of Capital International Fund until 23 August 2002.

² Fund Administration, Depository and Custody Fees, which are included in the total expense ratio (TER), which varies by Fund and by Share Class, may be partially allocated to the relevant Share Class by the Management Company. Please see the relevant KID/KIID and the Company's annual report for details.

³ Effective rate varies with the total assets of the Fund up to the indicated maximum.

⁴ Effective rate varies with the total assets of the Fund and with the country breakdown in the Portfolio up to the indicated maximum.

⁵ Please refer to the section Charges, Expenses and Fees for the detail of what is included in the Annual Administration Charge.

Capital Group Global Equity Fund (LUX)

	Minimum Initial Investment and Amount held at any time	Management Fee
Class A4, A7 and Equivalent		
A4	\$10 million or equivalent	0.530%
A7	\$100 million or equivalent	0.430%
Class C and Equivalent		
C	None	Charged outside the Company
Class B and Equivalent		
B	None	1.50%
Class N and Equivalent		
N	None	2.15%
Class Z and Equivalent		
Z	None	0.75%
Class P and Equivalent		
P	\$100 million or equivalent	0.60%
Class ZL and Equivalent		
ZL	\$500 million or equivalent	0.525%

Capital Group World Growth and Income (LUX)

Launch Date	27 September 2019
Investment Objective	The Fund's investment objective is to provide long-term growth of capital while providing current income. The Fund invests primarily in common stocks of companies located around the world, many of which have the potential to pay dividends.
Profile of the typical investor	The Fund is actively managed and particularly suitable for investors seeking long-term capital growth and income through investments in global Equities.
Eligible Investment Countries	Any country.
Specific Investment Guidelines and Restrictions	<ol style="list-style-type: none"> 1. The Fund will invest primarily in Equity securities. 2. The Fund may invest up to 10% of its assets in straight debt securities (i.e., not convertible into equity) rated Baa1 or below and BBB+ or below by NRSROs designated by the Investment Adviser or unrated but determined by the Investment Adviser to be of equivalent quality. If rating agencies differ, securities will be considered to have received the highest of these ratings. 3. The Fund may invest up to 5% of its assets in straight debt securities (i.e., not convertible into equity) rated Ba1 or below and BB+ or below by NRSROs designated by the Investment Adviser or unrated but determined by the Investment Adviser to be of equivalent quality. 4. The Fund may invest in contingent convertible bonds which will not exceed 5% of the net assets of the Fund. 5. The Fund may invest, either directly e.g. via the Shanghai-Hong Kong Stock Connect and Shenzhen-Hong Kong Stock Connect and/or indirectly such as by way of access warrants and/or other access products, up to 5% of the net assets of the Fund into China A-Shares. 6. The Fund may invest on the China Interbank Bond Market up to 3% of the net assets of the Fund, either directly or via Bond Connect. 7. The Fund may use, whether for hedging and/or efficient portfolio management purposes, forward contracts as described in more detail in the main part of the Prospectus under the "Risk Warnings" section and in Annex 1. 8. In order to achieve its investment objective, the Fund may enter into securities lending transactions by lending securities of its portfolio to brokers, dealers and other institutions that provide cash in USD, EUR or JPY currency or US Treasury securities as collateral in an amount at least equal to the value of the securities loaned. No more than 15% of the net assets of the Fund will be used for lending securities. The level of exposure to securities lending is generally expected to be less than 5% of the net assets of the Fund. Please read the "Risk Warnings" section for more details of the relevant risk factors involved as well as Annex 1. 9. In order to achieve its investment goals, for treasury purposes and/or in case of unfavourable market conditions, the Fund may also invest in deposits with credit institutions, money market instruments and units of money market funds within the meaning of the investment restrictions set out in Annex 1.
Specific Risks	Equities, Emerging Markets, contingent convertible bonds, Shanghai-Hong Kong Stock Connect and Shenzhen-Hong Kong Stock Connect, China Interbank Bond Market, securities lending, Sustainability Risks. Further details of general and specific risks can be found under "Risk Warnings" section and in Annex 1.
Investment Adviser	CRMC. CRMC may manage other funds and accounts with similar names, investment objectives and strategies (collectively, "portfolios"). The investment results of such portfolios may vary depending on a number of factors, including, but not limited to, fees and expenses, portfolio size, transaction costs, cash flows, currencies, securities pricing time, taxes, and portfolio holdings and any applicable investment limitations. Policies and procedures have been designed to ensure that portfolios with similar names, objectives and strategies are each treated fairly, including the allocation of securities transactions.
Base Currency	USD
Valuation Date	Each Business Day, other than days (as determined by the Board or the Management Company at their discretion) on which any market(s) representing a meaningful portion of the Fund's portfolio is closed. For the purpose of this paragraph, the market to be considered is the market where the relevant instrument is traded. (A list of such dates is available on capitalgroup.com/international)
Calculation method of the risk exposure	The methodology used in order to calculate the global exposure resulting from the use of financial derivative instruments is the commitment approach in accordance with the CSSF Circular 11/512.
Hedged Equivalent Classes	The Fund will aim at hedging, with a reasonable margin of tolerance, the main currency exposure of the Fund back into the currency referred to in the relevant Class's designation. It is expected that the resulting effective hedge ratio (i.e. the percentage exposure in the currency of the hedged share class) will typically be in the range of 80% to 100%. The list of available Hedged Equivalent Classes can be found online on the Management Company's webpage at capitalgroup.com/international
Cut-Off Time	1:00pm Luxembourg time on every Valuation Date
Fiscal year-end	31 December in each year
Fees and charges¹	Until 31 December 2024:
	Fund Administration Fee ² 0.15% maximum

¹ Fund Administration, Depositary and Custody Fees, which are included in the total expense ratio (TER), which varies by Fund and by Share Class, may be partially allocated to the relevant Share Class by the Management Company. Please see the relevant KID/KIID and the Company's annual report for details.

² Effective rate varies with the total assets of the Fund up to the indicated maximum.

Depository and Custody Fees ¹	0.05% maximum
From 1 January 2025:	
Annual Administration Charge ²	0.25% maximum

Capital Group World Growth and Income (LUX)

	Minimum Initial Investment and Amount held at any time	Management Fee
Class A4, A7, A9, A11 and Equivalent		
A4	\$10 million or equivalent	0.530%
A7	\$100 million or equivalent	0.430%
A9	\$250 million or equivalent	0.400%
A11	\$500 million or equivalent	0.380%
Class C and Equivalent		
C	None	Charged outside the Company
Class B and Equivalent		
B	None	1.50%
Class N and Equivalent		
N	None	2.15%
Class Z and Equivalent		
Z	None	0.75%
Class P and Equivalent		
P	\$100 million or equivalent	0.60%
Class ZL and Equivalent		
ZL	\$500 million or equivalent	0.525%

¹ Effective rate varies with the total assets of the Fund and with the country breakdown in the Portfolio up to the indicated maximum.

² Please refer to the section Charges, Expenses and Fees for the detail of what is included in the Annual Administration Charge.

Capital Group World Dividend Growers (LUX)

Launch Date	6 August 2013	
Investment Objective	The Fund aims to provide long-term total returns. The Fund will seek to meet this objective by investing primarily in listed Equity securities of companies worldwide that the Investment Adviser believes have the potential to provide combinations of dividend growth and current yield over the long term.	
Profile of the typical investor	The Fund is actively managed and designed for investors seeking long-term total returns through investment primarily in Equity securities of companies worldwide.	
Eligible Investment Countries	Any country.	
Specific Investment Guidelines and Restrictions	<ol style="list-style-type: none"> 1. Unlisted securities may also be purchased, subject to the relevant provisions of the "General Investment Guidelines and Restrictions". 2. The Fund may invest either directly e.g. via the Shanghai-Hong Kong Stock Connect and Shenzhen-Hong Kong Stock Connect and/or indirectly such as by way of access warrants and/or other access products into China A-Shares on an ancillary basis. 3. The Fund may use, whether for hedging and/or efficient portfolio management purposes, forward contracts as detailed in the main part of the Prospectus under the "Risk Warnings" section and in Annex 1. 4. In order to achieve its investment objective, the Fund may enter into securities lending transactions by lending securities of its portfolio to brokers, dealers and other institutions that provide cash in USD, EUR or JPY currency or US Treasury securities as collateral in an amount at least equal to the value of the securities loaned. No more than 15% of the net assets of the Fund will be used for lending securities. The level of exposure to securities lending is generally expected to be less than 5% of the net assets of the Fund. Please read the "Risk Warnings" section for more details of the relevant risk factors involved as well as Annex 1. 5. In order to achieve its investment goals, for treasury purposes and/or in case of unfavourable market conditions, the Fund may also invest in deposits with credit institutions, money market instruments and units of money market funds within the meaning of the investment restrictions set out in Annex 1. 	
Specific Risks	Equities, Shanghai-Hong Kong Stock Connect and Shenzhen-Hong Kong Stock Connect, securities lending, Sustainability Risks. Further details of general and specific risks can be found under "Risk Warnings" section and in Annex 1.	
Investment Adviser	<p>CRMC</p> <p>CRMC may manage other funds and accounts with similar names, investment objectives and strategies (collectively, "portfolios"). The investment results of such portfolios may vary depending on a number of factors, including, but not limited to, fees and expenses, portfolio size, transaction costs, cash flows, currencies, securities pricing time, taxes, and portfolio holdings and any applicable investment limitations. Policies and procedures have been designed to ensure that portfolios with similar names, objectives and strategies are each treated fairly, including the allocation of securities transactions.</p>	
Base Currency	USD	
Valuation Date	Each Business Day, other than days (as determined by the Board or the Management Company at their discretion) on which any market(s) representing a meaningful portion of the Fund's portfolio is closed. For the purpose of this paragraph, the market to be considered is the market where the relevant instrument is traded. (A list of such dates is available on capitalgroup.com/international)	
Calculation method of the risk exposure	The methodology used in order to calculate the global exposure resulting from the use of financial derivative instruments is the commitment approach in accordance with the CSSF Circular 11/512.	
Hedged Equivalent Classes	The Fund will aim at hedging, with a reasonable margin of tolerance, the main currency exposure of the Fund back into the currency referred to in the relevant Class's designation. It is expected that the resulting effective hedge ratio (i.e. the percentage exposure in the currency of the hedged share class) will typically be in the range of 80% to 100%. The list of available Hedged Equivalent Classes can be found online on the Management Company's webpage at capitalgroup.com/international	
Cut-Off Time	1:00pm Luxembourg time on every Valuation Date	
Fiscal year-end	31 December in each year	
Fees and charges¹	Until 31 December 2024:	
	Fund Administration Fee ²	0.15% maximum
	Depositary and Custody Fees ³	0.05% maximum
	From 1 January 2025:	
	Annual Administration Charge ⁴	0.25% maximum

¹ Fund Administration, Depositary and Custody Fees, which are included in the total expense ratio (TER), which varies by Fund and by Share Class, may be partially allocated to the relevant Share Class by the Management Company. Please see the relevant KID/KIID and the Company's annual report for details.

² Effective rate varies with the total assets of the Fund up to the indicated maximum.

³ Effective rate varies with the total assets of the Fund and with the country breakdown in the Portfolio up to the indicated maximum.

⁴ Please refer to the section Charges, Expenses and Fees for the detail of what is included in the Annual Administration Charge.

Capital Group World Dividend Growers (LUX)

	Minimum Initial Investment and Amount held at any time	Management Fee
Class A4, A7, A9, A11 and Equivalent		
A4	\$10 million or equivalent	0.530%
A7	\$100 million or equivalent	0.430%
A9	\$250 million or equivalent	0.400%
A11	\$500 million or equivalent	0.380%
Class C and Equivalent		
C	None	Charged outside the Company
Class B and Equivalent		
B	None	1.50%
Class N and Equivalent		
N	None	2.15%
Class Z and Equivalent		
Z	None	0.75%
Class P and Equivalent		
P	\$100 million or equivalent	0.60%
Class ZL and Equivalent		
ZL	\$500 million or equivalent	0.525%

Capital Group New Economy Fund (LUX)

Launch Date	7 November 2019
Investment Objective	<p>The investment objective of the Fund is long-term growth of capital. The Fund seeks to achieve its objective by investing in securities of companies that can benefit from innovation, exploit new technologies or provide products and services that meet the demands of an evolving global economy. In pursuing its investment objective, the Fund invests primarily in common stocks that the Investment Adviser believes have the potential for growth. The Fund also invests in common stocks with the potential to pay dividends. The Fund may invest a significant portion of its assets in issuers based outside the United States, including those based in developing countries.</p> <p>On an ancillary basis, as described below in the "Specific Investment Guidelines and Restrictions", the Fund may invest into non-convertible debt securities.</p>
ESG criteria	<ul style="list-style-type: none"> • Management of a carbon footprint lower than the Fund's selected index level • Implementation of a Negative Screening Policy relating to the Fund's investments in corporate issuers. • Commitment to make sustainable investments contributing to environmental or social objectives. <p>For more information on the Fund's ESG criteria, please refer the Fund's pre-contractual information pursuant to Article 8 of SFDR at the end of this Fund Information Sheet.</p>
Profile of the typical investor	<p>The Fund is actively managed and particularly suitable for investors seeking</p> <ul style="list-style-type: none"> • long-term capital growth through investments in global Equities; and • to consider environmental, social and/or governance criteria as part of their investments within the meaning of Article 8 of the SFDR, as set out in detail at the end of this Fund Information Sheet.
Eligible Investment Countries	Any country.
Specific Investment Guidelines and Restrictions	<ol style="list-style-type: none"> 1. The Fund aims to manage a carbon footprint (WACI) for its investments in corporate issuers that is generally at least 30% lower than MSCI ACWI index. Should the WACI of the Fund not achieve the 30% threshold, the Investment Adviser will consider what action is in the best interest of the Fund, its Shareholders and in line with the relevant Fund investment objective to bring the Fund back above the threshold in a reasonable period of time. The Investment Adviser relies on carbon footprint data from a third party provider to carry out ongoing monitoring of WACI at the Fund level, and may reduce or eliminate exposures to certain companies as necessary. 2. The Investment Adviser evaluates and applies ESG and norms-based screening to implement exclusions at the time of purchase on corporate issuers, with respect to certain sectors such as fossil fuel and weapons. To support this screening, it relies on third party provider(s) who identify an issuer's participation in or the revenue which they derive from activities that are inconsistent with the ESG and norms-based screens. The Negative Screening Policy applied can be found on https://www.capitalgroup.com/content/dam/cgc/tenants/eacg/negative-screening-policy.pdf. The Fund commits to maintain at least 10% in sustainable investments (i) which are assessed based on alignment of business activities with any one or a combination of sustainable investment themes focused on tackling global social and environmental challenges, as outlined by the United Nations Sustainable Development Goals; and (ii) which do not cause any significant harm to any environmental or social sustainable investment objectives. 3. Companies must have good governance practices. 4. The Fund may invest up to 10% of its assets in nonconvertible debt securities rated Baa1 or below and BBB+ or below by NRSROs designated by the Fund's Investment Adviser or unrated but determined to be of equivalent quality by the Fund's Investment Adviser. If rating agencies differ, securities will be considered to have received the highest of these ratings. 5. The Fund may invest up to 50% of its assets in securities of issuers domiciled outside the United States. In determining the domicile of an issuer, the Fund's Investment Adviser will generally look to the domicile determination of a leading provider of global indexes, such as Morgan Stanley Capital International. However, the Investment Adviser in its discretion also may take into account factors such as where the issuer's securities are listed and where the issuer is legally organized, maintains principal corporate offices, conducts its principal operations, generates revenues and/or has credit risk exposure. 6. The Fund may invest, either directly e.g. via the Shanghai-Hong Kong Stock Connect and Shenzhen-Hong Kong Stock Connect and/or indirectly such as by way of access warrants and/or other access products, up to 5% of the net assets of the Fund into China A-Shares. 7. The Fund may use, whether for hedging and/or efficient portfolio management purposes, forward contracts as described in more detail in the main part of the Prospectus under the "Risk Warnings" section and in Annex 1. 8. In order to achieve its investment objective, the Fund may enter into securities lending transactions by lending securities of its portfolio to brokers, dealers and other institutions that provide cash in USD, EUR or JPY currency or US Treasury securities as collateral in an amount at least equal to the value of the securities loaned. No more than 15% of the net assets of the Fund will be used for lending securities. The level of exposure to securities lending is generally expected to be less than 5% of the net assets of the Fund. Please read the "Risk Warnings" section for more details of the relevant risk factors involved as well as Annex 1. 9. In order to achieve its investment goals, for treasury purposes and/or in case of unfavourable market conditions, the Fund may also invest in deposits with credit institutions, money market instruments and units of money market funds within the meaning of the investment restrictions set out in Annex 1.
Specific Risks	Equities, Emerging Markets, Shanghai-Hong Kong Stock Connect and Shenzhen-Hong Kong Stock Connect, securities lending, Sustainability Risks. Further details of general and specific risks can be found under "Risk Warnings" section and in Annex 1.
Investment Adviser	CRMC. CRMC may manage other funds and accounts with similar names, investment objectives and strategies (collectively, "portfolios"). The investment results of such portfolios may vary depending on a number of factors, including, but not limited to, fees and expenses, portfolio size, transaction costs, cash flows, currencies, securities

	pricing time, taxes, and portfolio holdings and any applicable investment limitations. Policies and procedures have been designed to ensure that portfolios with similar names, objectives and strategies are each treated fairly, including the allocation of securities transactions.
Base Currency	USD
Valuation Date	Each Business Day, other than days (as determined by the Board or the Management Company at their discretion) on which any market(s) representing a meaningful portion of the Fund's portfolio is closed. For the purpose of this paragraph, the market to be considered is the market where the relevant instrument is traded. (A list of such dates is available on capitalgroup.com/international)
Calculation method of the risk exposure	The methodology used in order to calculate the global exposure resulting from the use of financial derivative instruments is the commitment approach in accordance with the CSSF Circular 11/512.
Hedged Equivalent Classes	The Fund will aim at hedging, with a reasonable margin of tolerance, the main currency exposure of the Fund back into the currency referred to in the relevant Class's designation. It is expected that the resulting effective hedge ratio (i.e. the percentage exposure in the currency of the hedged share class) will typically be in the range of 80% to 100%. The list of available Hedged Equivalent Classes can be found online on the Management Company's webpage at capitalgroup.com/international .
Cut-Off Time	1:00pm Luxembourg time on every Valuation Date
Fiscal year-end	31 December in each year
Fees and charges¹	Until 31 December 2024:
	Fund Administration Fee ² 0.15% maximum
	Depository and Custody Fees ³ 0.05% maximum
	From 1 January 2025:
	Annual Administration Charge ⁴ 0.25% maximum

Capital Group New Economy Fund (LUX)

	Minimum Initial Investment and Amount held at any time	Management Fee
Class A4, A7, A9 and Equivalent		
A4	\$10 million or equivalent	0.530%
A7	\$100 million or equivalent	0.430%
A9	\$250 million or equivalent	0.400%
Class C and Equivalent		
C	None	Charged outside the Company
Class B and Equivalent		
B	None	1.50%
Class BL and Equivalent		
BL	\$100 million or equivalent and by separate agreement	1.35%
Class N and Equivalent		
N	None	2.15%
Class Z and Equivalent		
Z	None	0.75%
Class P and Equivalent		
P	\$100 million or equivalent	0.60%
Class ZL and Equivalent		
ZL	\$500 million or equivalent	0.525%

¹ Fund Administration, Depository and Custody Fees, which are included in the total expense ratio (TER), which varies by Fund and by Share Class, may be partially allocated to the relevant Share Class by the Management Company. Please see the relevant KID/KIID and the Company's annual report for details.

² Effective rate varies with the total assets of the Fund up to the indicated maximum.

³ Effective rate varies with the total assets of the Fund and with the country breakdown in the Portfolio up to the indicated maximum.

⁴ Please refer to the section Charges, Expenses and Fees for the detail of what is included in the Annual Administration Charge.

Product name: Capital Group New Economy Fund (LUX)
Legal entity identifier: 5493005TAI2AYOJ2IZ71

Environmental and/or social characteristics

Sustainable investment means an investment in an economic activity that contributes to an environmental or social objective, provided that the investment does not significantly harm any environmental or social objective and that the investee companies follow good governance practices.

The **EU Taxonomy** is a classification system laid down in Regulation (EU) 2020/852, establishing a list of **environmentally sustainable economic activities**. That Regulation does not include a list of socially sustainable economic activities. Sustainable investments with an environmental objective might be aligned with the Taxonomy or not.

Does this financial product have a sustainable investment objective?



Yes



No



It will make a minimum of **sustainable investments with an environmental objective**: ____%



in economic activities that qualify as environmentally sustainable under the EU Taxonomy



in economic activities that do not qualify as environmentally sustainable under the EU Taxonomy



It will make a minimum of **sustainable investments with a social objective**: ____%



It promotes Environmental/Social (E/S) characteristics and while it does not have as its objective a sustainable investment, it will have a minimum proportion of 10 % of sustainable investments



with an environmental objective in economic activities that qualify as environmentally sustainable under the EU Taxonomy



with an environmental objective in economic activities that do not qualify as environmentally sustainable under the EU Taxonomy



with a social objective



It promotes E/S characteristics, but **will not make any sustainable investments**



What environmental and/or social characteristics are promoted by this financial product?

The Fund promotes environmental and social characteristics, provided that the companies in which investments are made follow good governance practices.

The binding environmental and/or social characteristics promoted by the Fund are the following:

Carbon constraint: The Fund aims to maintain a Weighted Average Carbon Intensity (WACI) for its investments in corporate issuers that is generally at least 30% lower than the MSCI ACWI index. The WACI is based on GHG emissions (Scope 1 and 2) divided by the revenue of the investee companies. Should the WACI of the Fund not achieve the 30% threshold, the Investment Adviser will consider what action is in the best interest of the Fund, its Shareholders and in line with the relevant Fund investment objective to bring the Fund back above the threshold in a reasonable period of time.

Negative Screening Policy: Through its Negative Screening Policy, the Investment Adviser evaluates and applies ESG and norms-based screening to implement exclusions on corporate issuers at the time of purchase, with respect to certain sectors such as tobacco, fossil fuel and weapons, as well as companies violating the principles of the United Nations Global Compact (UNGC).

Sustainability indicators measure how the environmental or social characteristics promoted by the financial product are attained.



What sustainability indicators are used to measure the attainment of each of the environmental or social characteristics promoted by this financial product?

The sustainability indicators used by this Fund to measure the attainment of each of the environmental or social characteristics it promotes are the following:

The WACI is the metric used to report the Fund's carbon emissions. It helps show the carbon footprint of the portfolio compared to the index, and is based on Scope 1 and 2 emissions:

- Scope 1: direct emissions from the investee company's facilities;
- Scope 2: indirect emissions linked to the investee company's energy consumption.

The Investment Adviser applies ESG and norms-based exclusions to implement a Negative Screening Policy to the Fund's investments. The Fund will monitor percentage of corporate issuers failing a screen under the Negative Screening Policy.

What are the objectives of the sustainable investments that the financial product partially intends to make and how does the sustainable investment contribute to such objectives?

The Investment Adviser commits to maintain at least 10% of the Fund's investments in companies that, in the Investment Adviser's opinion, are addressing social and/or environmental challenges through their current or future products and/or services.

Such companies have products and services that are majority-aligned, or transitioning towards higher positive alignment, with any single or combination of sustainable investment themes focused on global social and environmental challenges as identified by the Investment Adviser. These themes map to the United Nations Sustainable Development Goals ("SDGs"). The Investment Adviser also takes into consideration topics, communities, and groups not specifically referenced in the SDG framework. Therefore, investments could be made in companies addressing needs such as but not limited to: (i) energy transition, (ii) health & well-being, (iii) sustainable cities & communities, (iv) responsible consumption, (v) clean water & sanitation, (vi) education & information access, and (vii) financial inclusion.

The sustainable investments that the Fund intends to make are subject to the Investment Adviser's eligibility process for sustainable investments. Sustainable investments are those whose business activities are majority-aligned or transitioning towards higher positive alignment with any one or a combination of these sustainable investment themes, and that (i) do not significant harm any environmental or social objective, as measured in line with the principal adverse impact indicators, (ii) follow good governance practices and (iii) satisfy the Negative Screening Policy.

How do the sustainable investments that the financial product partially intends to make, not cause significant harm to any environmental or social sustainable investment objective?

The sustainable investments that the Fund partially intends to make shall not cause any significant harm to any environmental or social sustainable investment objectives. As such the Investment Adviser considers the mandatory Principle Adverse Impacts (PAIs) as set out in Table 1 of Annex I of Commission Delegated Regulation (EU) 2022/1288 for corporate investments, as well as other ESG risks and controversies that the Investment Adviser considers potentially material, such as data privacy or censorship issues. Companies deemed by the Investment Adviser to be causing significant harm, based on the PAIs, are not considered sustainable investments.

How have the indicators for adverse impacts on sustainability factors been taken into account?

As mentioned above, the Investment Adviser considers all mandatory PAIs.

The Investment Adviser considers several PAIs within its Negative Screening Policy. In particular, the Negative Screening Policy addresses the Principal Adverse Impact 4 on exposure to companies active in the fossil fuel sector, Principal Adverse Impact 10 on United Nations Global Compact violators and Principal Adverse Impact 14 on controversial weapons.

Beyond the screening process, with respect to the remaining mandatory PAIs:

1. where the Investment Adviser considers sufficient and reliable quantitative data is available across the investment universe, the Investment Adviser uses third-party data and prescribed thresholds to determine whether the adverse impact associated with the company's activities is potentially significant based on the company's relative ranking (on the specific adverse impact) to the overall investment universe and/or peer group; or
2. where data availability or quality is not sufficient across the investment universe to enable a quantitative analysis, the Investment Adviser assess significant harm on a qualitative basis, for example using proxies. The Investment Adviser's assessment will also include an overall qualitative assessment of how ESG risks are being managed.

Where third party data or the Investment Adviser's assessment indicates that a company is potentially doing significant harm based on a PAI threshold, the Investment Adviser will do additional due diligence to better understand and assess negative impacts indicated by third party or proprietary data. If the Investment Adviser concludes that the company is not causing significant harm based on its analysis, it may proceed with the investment and the rationale for that decision will then be documented. For example, the Investment Adviser may conclude a company is not causing significant harm if (i) the Investment Adviser has reason to believe that third-party data is inaccurate and the Investment Adviser's own research demonstrates that the company is not causing significant harm;

Principal adverse impacts are the most significant negative impacts of investment decisions on sustainability factors relating to environmental, social and employee matters, respect for human rights, anti-corruption and anti-bribery matters.

or (ii) the company is taking steps to mitigate or remediate that harm through the adoption of timebound targets and there are meaningful signs of improvement and positive change.

How are the sustainable investments aligned with the OECD Guidelines for Multinational Enterprises and the UN Guiding Principles on Business and Human Rights? Details:

The sustainable investments are aligned with the OECD Guidelines for Multinational Enterprises and the UN Guiding Principles on Business and Human Rights as follows: the Investment Adviser reviews issuers involved in significant ESG controversies, with a focus on those that may conflict with existing global standards, including guidelines from the United Nations Global Compact and the Organisation for Economic Co-operation and Development (OECD). In accordance with the Negative Screening Policy applied to the Fund, the Investment Adviser will exclude companies violating the UN Global Compact principles. Although other incidents will not automatically result in exclusion from the Fund, the Investment Adviser ensures that appropriate action to remediate the concerns are taken.

The EU Taxonomy sets out a “do not significant harm” principle by which Taxonomy-aligned investments should not significantly harm EU Taxonomy objectives and is accompanied by specific EU criteria.

The “do no significant harm” principle applies only to those investments underlying the financial product that take into account the EU criteria for environmentally sustainable economic activities. The investments underlying the remaining portion of this financial product do not take into account the EU criteria for environmentally sustainable economic activities.

Any other sustainable investments must also not significantly harm any environmental or social objectives.



Does this financial product consider principal adverse impacts on sustainability factors?



Yes

This Fund considers the following principal adverse impacts (PAIs) on sustainability factors:

- Principal Adverse Impact 1 on greenhouse gas emissions.
- Principal Adverse Impact 4 on exposure to companies active in the fossil fuel sector.
- Principal Adverse Impact 10 on UNGC violators.
- Principal Adverse Impact 14 on controversial weapons.

The above-listed principal adverse impacts on sustainability factors are considered as follows:

PAI 1 on greenhouse gas emissions is considered as part of the Fund's management of its carbon footprint (WACI) for its investments in corporate issuers, which is generally at least 30% lower than MSCI ACWI index.

PAI 4 on exposure to companies active in the fossil fuel sector, PAI 10 on UNGC violators and PAI 14 on controversial weapons are considered when the Investment Adviser evaluates and applies ESG and norms-based screening to implement exclusions on corporate issuers. To support this screening, it relies on third party provider(s) who identify an issuer's participation in or the revenue which they derive from activities that are inconsistent with the ESG and norms-based screens.

In addition, the Fund's sustainable investments are assessed against each of the mandatory PAIs as described above.

Further information on how the financial product did consider principal adverse impacts (PAIs) on sustainability factors will be available in the Company's annual report.



The investment strategy guides investment decisions based on factors such as investment objectives and risk tolerance.

What investment strategy does this financial product follow?

The Investment Adviser applies the following investment strategy to attain the environmental and/or social characteristics promoted:

Carbon constraint. The Investment Adviser aims to manage a carbon footprint (WACI) lower than the Fund's selected index level. Therefore, it will aim to manage a WACI for its investments in corporate issuers that is generally at least 30% lower than the Fund's selected index level (MSCI ACWI). Should the WACI of the Fund not achieve the 30% threshold, the Investment Adviser will consider what action is in the best interest of the Fund, its Shareholders and in line with the relevant Fund investment objective to bring the Fund back above the threshold in a reasonable period of time. The Investment Adviser carries out ongoing monitoring of WACI at the Fund level, and may reduce or eliminate exposures to certain companies as necessary.

The selected index is representative of the investment universe of the Fund. The Investment Adviser assesses the portfolio WACI data on an ongoing basis to help the Fund remain within the target level. This allows the Investment Adviser to measure the carbon footprint and carbon intensity of the portfolio compared to the selected index, and to understand the attribution of the emission results. From an investment perspective, carbon footprint analysis can serve as a tool to engage with the investee company and better understand the investee company's business. In the event that reported carbon emissions data is not available for a particular issuer, the third party provider may provide estimates using their own methodologies. Issuers that do not have any carbon emissions data available (reported or estimated) are excluded from the WACI calculation. It is not the intention of the Investment Adviser to automatically exclude higher carbon emitters on an individual basis as the carbon intensity is monitored at the total portfolio level rather than at the individual holding level.

Negative Screening Policy. The Investment Adviser also evaluates and applies ESG and norms-based screening to implement a Negative Screening Policy relating to the Fund's investments in corporate issuers at the time of purchase, with respect to certain sectors such as tobacco, fossil fuel and weapons, as well as companies violating the principles of the UNGC.

To support this screening on corporate issuers, the Investment Adviser relies on third party provider(s) who identify an issuer's participation in or the revenue which they derive from activities that are inconsistent with the ESG and norms-based screens. In this way, third party provider data is used to support the application of ESG and norms-based screening by the Investment Adviser. In the event that exclusions cannot be verified through third-party providers or if the Investment Adviser believes that data and/or assessment is incomplete or inaccurate, the Investment Adviser reserves the right to identify business involvement activities through its own assessment (including by using other third-party data sources).

If an eligible corporate issuer held in a Fund subsequently fails a screen, the issuer will not contribute towards the environmental and/or social characteristics of the Fund and will generally be sold within six months from the date of such determination, subject to the best interests of investors in the Fund.

The Investment Adviser ensures that the companies in which investments are made follow good governance practices.

What are the binding elements of the investment strategy used to select the investments to attain each of the environmental or social characteristics promoted by this financial product?

The Fund has the following binding elements:

- 1) Carbon constraint.** The Fund aims to manage a carbon footprint (WACI) for its investment in corporate issuers that is generally at least 30% lower than the Fund's selected index (MSCI ACWI). Should the WACI of the Fund not achieve the 30% threshold, the Investment Adviser will consider what action is in the best interest of the Fund, its Shareholders and in line with the relevant Fund investment objective to bring the Fund back above the threshold in a reasonable period of time.
- 2) Negative Screening Policy.** The Fund applies investment restrictions rules on a pre-trade basis in portfolio management systems to prohibit investment in corporate issuers based on the exclusion criteria. The portfolio also undergoes post-trade compliance checks.

The Investment Adviser selects investments to the extent they do not trigger a breach of the carbon target and are in line with the Negative Screening Policy.

● **What is the committed minimum rate to reduce the scope of the investments considered prior to the application of that investment strategy?**

Not applicable.

● **What is the policy to assess good governance practices of the investee companies?**

When assessing good governance practices, the Investment Adviser will, as a minimum, have regard to matters it sees relevant to the four prescribed pillars of good governance (i.e., sound management structures, employee relations, remuneration of staff and tax compliance).

As described above, the Investment Adviser applies a Negative Screening Policy to the Fund. As part of this, the Investment Adviser excludes companies that, based on available third-party data, are viewed to be in violation of the principles of the UNGC, which include Principle 10 (anti-corruption) and Principle 3 (employee relations).

In addition, good governance practices are evaluated as part of the Investment Adviser's ESG integration process. Such practices are assessed through a monitoring process based on available third-party indicators relating to corporate governance and corporate behavior. Third-party data may be inaccurate, incomplete or outdated. Where the corporate governance and corporate behavior indicators cannot be verified through the third-party provider, the Investment Adviser will aim to make such determination through its own assessment based on information that is reasonably available. Where relevant, fundamental analysis of a range of governance metrics that cover areas such as auditing practices, board composition and executive compensation, among others, is also conducted. The Investment Adviser also engages in regular dialogue with companies on corporate governance issues and exercises its proxy voting rights for the entities in which the Fund invests.

If a previously eligible company held in a Fund subsequently fails the Investment Adviser's assessment of good governance practices, the company will generally be sold within six months from the date of such determination, subject to the best interests of investors in the Fund.

Capital Group's ESG Policy Statement provides additional detail on Capital Group's ESG philosophy, integration, governance, support and processes, including proxy voting procedures and principles, as well as views on specific ESG issues, including ethical conduct, disclosures and corporate governance. Information on Capital Group's corporate governance principles can be found in its Proxy Voting Procedures and Principles as well as in the ESG Policy Statement.

Good governance practices include sound management structures, employee relations, remuneration of staff and tax compliance.

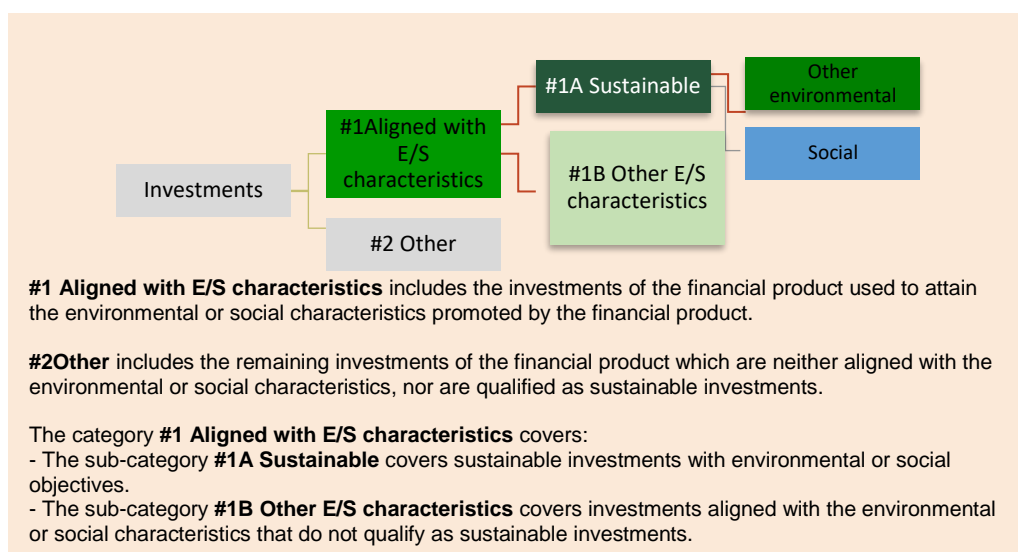


Asset allocation describes the share of investments in specific assets.

Taxonomy-aligned activities are expressed as a share of:

- **turnover** reflecting the share of revenue from green activities of investee companies
- **capital expenditure** (CapEx) showing the green investments made by investee companies, e.g. for a transition to a green economy.
- **operational expenditure** (OpEx) reflecting green operational activities of investee companies.

What is the asset allocation planned for this financial product?



At least 90% of the Fund's investments are in category "#1 Aligned with E/S characteristics" and so are used to attain the environmental or social characteristics promoted by the Fund (being subject to the Investment Adviser's binding Negative Screening Policy and carbon constraint). A maximum of 10% of the Fund's investments including investments non-aligned with the E/S characteristics promoted and/or derivatives are in category "#2 Other".

Within the 90%, the Fund will have a minimum proportion of 10% of the portfolio in sub-category "#1A Sustainable", being sustainable investments with an environmental or social objective in economic activities that do not qualify as environmentally sustainable under the EU Taxonomy. These are investments that have passed through the Investment Adviser's sustainable investment assessment. The remainder of the portfolio will be in category "#1B Other E/S characteristics", being companies that do not pass the Investment Adviser's assessment of sustainable investment.

Cash and/or cash equivalents are excluded from the asset allocation above. Cash and cash-equivalents may be held for liquidity purposes to support the Fund's overall investment objective.

● **How does the use of derivatives attain the environmental or social characteristics promoted by the financial product?**

The Fund can use derivatives for hedging and/or efficient portfolio management purposes but will not use them to attain the environmental or social characteristics it promotes.



● **To what minimum extent are sustainable investments with an environmental objective aligned with the EU Taxonomy?**

While this Fund promotes environmental characteristics within the meaning of Article 8 of the SFDR, its commitment to make "environmentally sustainable investments" within the meaning of the Taxonomy Regulation is set at 0% (including in transitional and enabling activities).

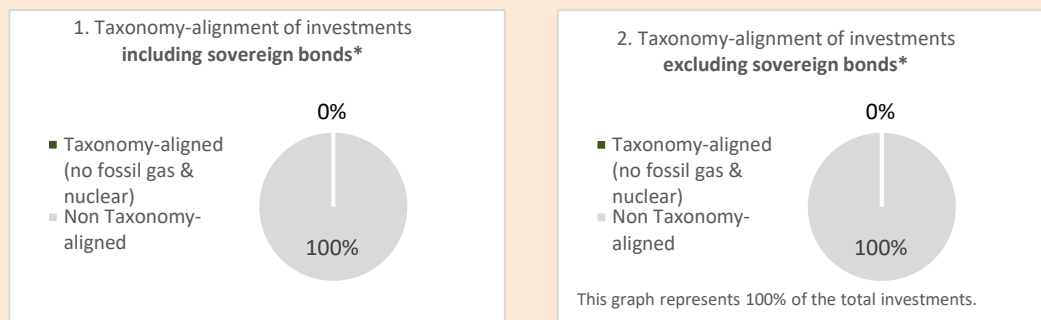
● **Does the financial product invest in fossil gas and/or nuclear energy related activities that comply with the EU Taxonomy⁵?**

- Yes:
- ☐ In fossil gas
 - ☐ In nuclear energy
 - ☒ No

To comply with the EU Taxonomy, the criteria for **fossil gas** include limitations on emissions and switching to renewable power or low-carbon fuels by the end of 2035. For **nuclear energy**, the criteria include comprehensive safety and waste management rules.

Enabling activities directly enable other activities to make a substantial contribution to an environmental objective. **Transitional activities** are activities for which low-carbon alternatives are not yet available and among others have greenhouse gas emission levels corresponding to the best performance.

The two graphs below show in green the minimum percentage of investments that are aligned with the EU Taxonomy. As there is no appropriate methodology to determine the Taxonomy-alignment of sovereign bonds, the first graph shows the Taxonomy alignment in relation to all the investments of the financial product including sovereign bonds, while the second graph shows the Taxonomy alignment only in relation to the investments of the financial product other than sovereign bonds.*



* For the purpose of these graphs, 'sovereign bonds' consist of all sovereign exposures

● **What is the minimum share of investments in transitional and enabling activities?**

0%. This Fund does not commit on a minimum share of investments in transitional and enabling activities.



● **What is the minimum share of sustainable investments with an environmental objective that are not aligned with the EU Taxonomy?**

Although the Fund commits to invest at least 10% in sustainable investments on an aggregate basis the Fund does not commit specifically to any minimum investment in sustainable investments with an environmental objective.



● **What is the minimum share of socially sustainable investments?**

Although the Fund commits to invest at least 10% in sustainable investments on an aggregate basis the Fund does not commit specifically to any minimum investment in sustainable investments with a social objective.



are sustainable investments with an environmental objective that **do not take into account the criteria** for environmentally sustainable economic activities under the EU Taxonomy.

⁵ Fossil gas and/or nuclear related activities will only comply with the EU Taxonomy where they contribute to limiting climate change ("climate change mitigation") and do not significantly harm any EU Taxonomy objective – see explanatory note in the left hand margin. The full criteria for fossil gas and nuclear energy economic activities that comply with the EU Taxonomy are laid down in Commission Delegated Regulation (EU) 2022/1214.



What investments are included under “#2 Other”, what is their purpose and are there any minimum environmental or social safeguards?

The investments included under “#2 Other” are investments (including derivatives), which are neither aligned with the environmental or social characteristics, nor are qualified as sustainable investments, but are used to attain the investment objective of the Fund. There are no minimum environmental or social safeguards applicable to these investments.



Reference benchmarks are indexes to measure whether the financial product attains the environmental or social characteristics that they promote.

Is a specific index designated as a reference benchmark to determine whether this financial product is aligned with the environmental and/or social characteristics that it promotes?

No, there is no specific index designated as a reference benchmark to determine whether this Fund is aligned with the environmental and/or social characteristics that it promotes.



Where can I find more product specific information online?

More product-specific information can be found on the website:

<https://www.capitalgroup.com/individual-investors/lu/en/fund-centre.CGNELU.html>

More information can also be found in Capital Group’s ESG Policy Statement and Capital Group’s proxy voting procedures and principles. These documents can be found on:

https://www.capitalgroup.com/content/dam/cgc/shared-content/documents/policies/02_CR_ESG_Global_Proxy_Policy_FINAL_March_2022.pdf

[https://www.capitalgroup.com/content/dam/cgc/tenants/eacg/esg/files/esg-policy-statement\(en\).pdf](https://www.capitalgroup.com/content/dam/cgc/tenants/eacg/esg/files/esg-policy-statement(en).pdf)

Capital Group New World Fund (LUX)

Launch Date	28 October 2016
Investment Objective	The Fund's investment objective is long-term capital appreciation. The Fund invests primarily in common stocks of companies with significant exposure to countries with developing economies and/or markets. Many of these countries may be referred to as emerging countries or emerging markets. The Fund may also invest in debt securities of issuers, including issuers of lower rated bonds (rated Ba1 or below and BB+ or below by NRSROs designated by the Investment Adviser or unrated but determined by the Investment Adviser to be of equivalent quality), with exposure to these countries.
Profile of the typical investor	The Fund is actively managed and particularly suitable for investors seeking long-term capital appreciation through investments in global Equities.
Eligible Investment Countries	Any country.
Specific Investment Guidelines and Restrictions	<ol style="list-style-type: none"> 1. The Fund will generally invest at least 35% of its assets in equity and debt securities of issuers based primarily in qualified countries that have developing economies and/or markets. In determining whether a country is qualified, the Investment Adviser will consider such factors as the country's per capita gross domestic product, the percentage of the country's economy that is industrialized, market capital as a percentage of gross domestic product, the overall regulatory environment, the presence of government regulation limiting or banning foreign ownership, and restrictions on repatriation of initial capital, dividends, interest and/or capital gains. The Investment Adviser will maintain a list of qualified countries and securities in which the Fund may invest. Qualified developing countries in which the Fund may invest currently is available on capitalgroup.com/international. The Fund may also, to a limited extent, invest in securities of issuers based in non-qualified developing countries. 2. The Fund may invest its assets in equity securities of any company, regardless of where it is based (including developed countries), if the Investment Adviser determines that a significant portion of its assets or revenues is attributable to developing countries. 3. The Fund may invest its assets in nonconvertible debt securities, including government bonds and securities rated Ba1 or below and BB+ or below by NRSROs designated by the Investment Adviser or unrated but determined to be of equivalent quality, of issuers primarily based in qualified countries with developing economies and/or markets, or of issuers that the Investment Adviser determines have a significant portion of their assets or revenues attributable to developing countries. If rating agencies differ, securities will be considered to have received the highest of these ratings. 4. The Fund may use, whether for hedging and/or efficient portfolio management purposes, interest rate swaps, CDXs, CDS, forward contracts, FX options, futures and options on futures as described in more detail in the main part of the Prospectus under the "Risk Warnings" section and in Annex 1. 5. The Fund may invest up to 3% in distressed securities. 6. The Fund may invest in contingent convertible bonds which will not exceed 5% of the net assets of the Fund. 7. The Fund may invest, either directly e.g. via the Shanghai-Hong Kong Stock Connect and Shenzhen-Hong Kong Stock Connect and/or indirectly such as by way of access warrants and/or other access products into China A-shares on an ancillary basis. 8. The Fund may invest on the China Interbank Bond Market up to 3% of the net assets of the Fund, either directly or via Bond Connect. 9. In order to achieve its investment objective, the Fund may enter into securities lending transactions by lending securities of its portfolio to brokers, dealers and other institutions that provide cash in USD, EUR or JPY currency or US Treasury securities as collateral in an amount at least equal to the value of the securities loaned. No more than 15% of the net assets of the Fund will be used for lending securities. The level of exposure to securities lending is generally expected to be less than 5% of the net assets of the Fund. Please read the "Risk Warnings" section for more details of the relevant risk factors involved as well as Annex 1. 10. In order to achieve its investment goals, for treasury purposes and/or in case of unfavourable market conditions, the Fund may also invest in deposits with credit institutions, money market instruments and units of money market funds within the meaning of the investment restrictions set out in Annex 1.
Specific Risks	Equities, Bonds, Emerging Markets, OTC Markets, High Yield Bonds, contingent convertible bonds, derivative instruments, distressed securities, Shanghai-Hong Kong Stock Connect and Shenzhen-Hong Kong Stock Connect, China Interbank Bond Market, Bond Connect, securities lending, Sustainability Risks. Further details of general and specific risks can be found under "Risk Warnings" section and in Annex 1.
Investment Adviser	CRMC. CRMC may manage other funds and accounts with similar names, investment objectives and strategies (collectively, "portfolios"). The investment results of such portfolios may vary depending on a number of factors, including, but not limited to, fees and expenses, portfolio size, transaction costs, cash flows, currencies, securities pricing time, taxes, and portfolio holdings and any applicable investment limitations. Policies and procedures have been designed to ensure that portfolios with similar names, objectives and strategies are each treated fairly, including the allocation of securities transactions.
Base Currency	USD
Valuation Date	Each Business Day, other than days (as determined by the Board or the Management Company at their discretion) on which any market(s) representing a meaningful portion of the Fund's portfolio is closed. For the purpose of this paragraph, the market to be considered is the market where the relevant instrument is traded. (A list of such dates is available on capitalgroup.com/international)
Calculation method of the risk exposure	The methodology used in order to calculate the global exposure resulting from the use of financial derivative instruments is the commitment approach in accordance with the CSSF Circular 11/512.
Hedged Equivalent Classes	The Class will aim at hedging 100% (with a reasonable margin of tolerance) of its total net assets, from USD (regardless of the underlying current exposure of the portfolio to USD) into the currency referred to in the relevant Class's designation.
Cut-Off Time	1:00pm Luxembourg time on every Valuation Date

Fiscal year-end	31 December in each year	
Fees and charges¹	Until 31 December 2024:	
	Fund Administration Fee ²	0.15% maximum
	Depository and Custody Fees ³	0.08% maximum
	From 1 January 2025:	
	Annual Administration Charge ⁴	0.25% maximum

Capital Group New World Fund (LUX)

	Minimum Initial Investment and Amount held at any time	Management Fee
Class A4, A7, A9 and Equivalent		
A4	\$10 million or equivalent	0.650%
A7	\$100 million or equivalent	0.590%
A9	\$250 million or equivalent	0.560%
Class C and Equivalent		
C	None	Charged outside the Company
Class B and Equivalent		
B	None	1.75%
Class N and Equivalent		
N	None	2.40%
Class Z and Equivalent		
Z	None	0.875%
Class P and Equivalent		
P	\$100 million or equivalent	0.70%
Class ZL and Equivalent		
ZL	\$500 million or equivalent	0.62%

¹ Fund Administration, Depository and Custody Fees, which are included in the total expense ratio (TER), which varies by Fund and by Share Class, may be partially allocated to the relevant Share Class by the Management Company. Please see the relevant KID/KIID and the Company's annual report for details.

² Effective rate varies with the total assets of the Fund up to the indicated maximum.

³ Effective rate varies with the total assets of the Fund and with the country breakdown in the Portfolio up to the indicated maximum.

⁴ Please refer to the section Charges, Expenses and Fees for the detail of what is included in the Annual Administration Charge.

Capital Group Emerging Markets Growth Fund (LUX)

Launch Date	31 May 1990 ¹
Investment Objective	The Fund seeks risk diversification, both geographically and by industry sector and long-term capital growth, through investment primarily in common stocks and other equity securities of issuers domiciled in or conducting a predominant part of their economic activities in Emerging Markets. These are usually listed or traded on other Regulated Markets. Unlisted securities may also be purchased, subject to the relevant provisions of the "General Investment Guidelines and Restrictions".
Profile of the typical investor	The Fund is actively managed and particularly suitable for investors seeking long-term capital growth through investment in Emerging Markets securities.
Eligible Investment Countries	Emerging Markets, including countries that have been designated for investment by the Fund's Investment Advisers as qualified developing countries. Qualified developing countries in which the Fund may invest currently is available on capitalgroup.com/international .
Specific Investment Guidelines and Restrictions	<ol style="list-style-type: none"> Under normal market conditions, the Fund invests at least 90% of its assets in Emerging Markets Equity securities. The Fund may invest up to 10% in securities of issuers that are not in Emerging Markets, but that have at least 75% of their assets in Emerging Markets, or derive or expect to derive at least 75% of their total revenue or profit from goods or services produced in or sales made in Emerging Markets. The Fund may invest up to 10% in securities of issuers in Emerging Markets that are not designated as qualified developing countries. The Fund may invest, either directly e.g. via the Shanghai-Hong Kong Stock Connect and Shenzhen-Hong Kong Stock Connect and/or indirectly such as by way of access warrants and/or other access products, up to 10% of the net assets of the Fund into China A-shares. The Fund may invest up to 30% in any one industry. The Fund may, at times, have a more significant exposure to one or several Emerging Markets to better achieve the Fund's investment objective. The Fund may use, whether for hedging and/or efficient portfolio management purposes, forward contracts as described in more detail in the main part of the Prospectus under the "Risk Warnings" section and in Annex 1. The Fund may engage in currency hedging, not exceeding, for each currency, 95% of the value of the Fund's assets denominated in, and/or directly exposed to the risk of, such currency. In order to achieve its investment objective, the Fund may enter into securities lending transactions by lending securities of its portfolio to brokers, dealers and other institutions that provide cash in USD, EUR or JPY currency or US Treasury securities as collateral in an amount at least equal to the value of the securities loaned. No more than 15% of the net assets of the Fund will be used for lending securities. The level of exposure to securities lending is generally expected to be less than 5% of the net assets of the Fund. Please read the "Risk Warnings" section for more details of the relevant risk factors involved as well as Annex 1. In order to achieve its investment goals, for treasury purposes and/or in case of unfavourable market conditions, the Fund may also invest in deposits with credit institutions, money market instruments and units of money market funds within the meaning of the investment restrictions set out in Annex 1.
Specific Risks	Equities, Emerging Markets, Shanghai-Hong Kong Stock Connect and Shenzhen-Hong Kong Stock Connect, OTC Markets, securities lending, Sustainability Risks. Further details of general and specific risks can be found under "Risk Warnings" section and in Annex 1.
Investment Advisers	CISA and CII. CISA has responsibility for investing the Fund's assets globally outside of the People's Republic of China and CII has primary responsibility for investing the Fund's assets in the People's Republic of China.
Base Currency	USD
Valuation Date	Each Business Day, other than days (as determined by the Board or the Management Company at their discretion) on which any market(s) representing a meaningful portion of the Fund's Portfolio is closed. For the purpose of this paragraph, the market to be considered is the market where the relevant instrument is traded. (A list of such dates is available on capitalgroup.com/international)
Calculation method of the risk exposure	The methodology used in order to calculate the global exposure resulting from the use of financial derivative instruments is the commitment approach in accordance with the CSSF Circular 11/512.
Hedged Equivalent Classes	The Fund will aim at hedging, with a reasonable margin of tolerance, the main currency exposure of the Fund back into the currency referred to in the relevant Class's designation. It is expected that the resulting effective hedge ratio (i.e. the percentage exposure in the currency of the hedged share class) will typically be 100%. The list of available Hedged Equivalent Classes can be found online on the Management Company's webpage at capitalgroup.com/international
Cut-Off Time	1:00 pm Luxembourg time on every Valuation Date
Fiscal year-end	31 December in each year
Fees and charges²	Until 31 December 2024:
	Fund Administration Fee ³ 0.15% maximum

1 Launch date of Capital International Emerging Markets Fund (LUX) as Capital Group standalone Luxembourg SICAV.

2 Fund Administration, Depositary and Custody Fees, which are included in the total expense ratio (TER), which varies by Fund and by Share Class, may be partially allocated to the relevant Share Class by the Management Company. Please see the relevant KID/KIID and the Company's annual report for details.

3 Effective rate varies with the total assets of the Fund up to the indicated maximum.

Depository and Custody Fees ⁴	0.13% maximum
From 1 January 2025:	
Annual Administration Charge ⁵	0.25% maximum

Capital Group Emerging Markets Growth Fund (LUX)

	Minimum Initial Investment and amount held at any time	Management Fee
Class A7, A9, A11, A13 and Equivalent		
A7	\$10 million or equivalent	0.80%
A9	\$100 million or equivalent	0.65%
A11	\$250 million or equivalent	0.60%
A13	\$500 million or equivalent	0.55%
Class C and Equivalent		
C	None	Charged outside the Company
Class B and Equivalent		
B	None	1.75%
Class N and Equivalent		
N	None	2.40%
Class Z and Equivalent		
Z	None	0.875%
Class P and Equivalent		
P	\$100 million or equivalent	0.70%
Class ZL and Equivalent		
ZL	\$500 million or equivalent	0.62%

⁴ Effective rate varies with the total assets of the Fund and with the country breakdown in the Portfolio up to the indicated maximum.

⁵ Please refer to the section Charges, Expenses and Fees for the detail of what is included in the Annual Administration Charge.

Capital Group Asian Horizon Fund (LUX)

Launch Date	24 March 2021
Investment Objective	The Fund's investment objective is to provide long-term growth of capital. The Fund invests primarily in Equities of issuers domiciled in Asian countries other than Japan.
Profile of the typical investor	The Fund is actively managed and particularly suitable for investors seeking long-term capital growth through investment primarily in Equities of issuers domiciled in Asian countries other than Japan.
Eligible Investment Countries	Any country
Specific Investment Guidelines and Restrictions	<ol style="list-style-type: none"> 1. The Fund will invest at least 80% of assets in Equities. 2. The Fund will generally invest at least two-thirds of its assets in Equities of issuers domiciled in Asian countries, including but not limited to the PRC, but other than Japan. In determining the domicile of an issuer, the Fund's Investment Adviser will consider whether an issuer or security is located in or is economically tied to a particular country and the determination of a leading provider of global indexes, such as Morgan Stanley Capital International, and may also take into account additional factors such as where the issuer's securities are listed and where the issuer is legally organized, maintains principal corporate offices, conducts its principal operations, generates revenues and/or has credit risk exposure. 3. The Fund may also invest up to 15% of its assets in Equities of issuers domiciled in Japan or outside of other Asian countries, provided that the Investment Adviser determines that a significant portion of those issuers' assets or revenues are attributable to Asian countries other than Japan or provided that the Investment Adviser believes that current or future exposure to Asian countries other than Japan represents a significant part of those issuers' growth opportunities. 4. The Fund may invest, either directly e.g. via the Shanghai-Hong Kong Stock Connect and Shenzhen-Hong Kong Stock Connect and/or indirectly such as by way of access warrants and/or other access products, up to 35% of the net assets of the Fund in China A-Shares. 5. The Fund may invest up to 5% of assets in contingent convertible bonds. 6. The Fund may use, whether for hedging and/or efficient portfolio management purposes, forward contracts as described in more detail in the main part of the Prospectus under the "Risk Warnings" section and in Annex 1. 7. In order to achieve its investment objective, the Fund may enter into securities lending transactions by lending securities of its portfolio to brokers, dealers and other institutions that provide cash in USD, EUR or JPY currency or US Treasury securities as collateral in an amount at least equal to the value of the securities loaned. No more than 15% of the net assets of the Fund will be used for lending securities. The level of exposure to securities lending is generally expected to be less than 5% of the net assets of the Fund. Please read the "Risk Warnings" section for more details of the relevant risk factors involved as well as Annex 1. 8. In order to achieve its investment goals, for treasury purposes and/or in case of unfavourable market conditions, the Fund may also invest in deposits with credit institutions, money market instruments and units of money market funds within the meaning of the investment restrictions set out in Annex 1.
Specific Risks	Equities, Emerging Markets, Shanghai-Hong Kong Stock Connect and Shenzhen-Hong Kong Stock Connect, contingent convertible bonds, securities lending, Sustainability Risks. Further details of general and specific risks can be found under "Risk Warnings" section and in Annex 1.
Investment Advisers	CRMC
Investment Sub-Adviser	CISA
Base Currency	USD
Valuation Date	Each Business Day, other than days (as determined by the Board or the Management Company at their discretion) on which any market(s) representing a meaningful portion of the Fund's Portfolio is closed. For the purpose of this paragraph, the market to be considered is the market where the relevant instrument is traded. (A list of such dates is available on capitalgroup.com/international)
Calculation method of the risk exposure	The methodology used in order to calculate the global exposure resulting from the use of financial derivative instruments is the commitment approach in accordance with the CSSF Circular 11/512.
Cut-Off Time	1:00 pm Luxembourg time on every Valuation Date
Fiscal year-end	31 December in each year
Fees and charges¹	Until 31 December 2024:
	Fund Administration Fee ² 0.15% maximum
	Depository and Custody Fees ³ 0.17% maximum
	From 1 January 2025:
	Annual Administration Charge ⁴ 0.25% maximum

¹ Fund Administration, Depository and Custody Fees, which are included in the total expense ratio (TER), which varies by Fund and by Share Class, may be partially allocated to the relevant Share Class by the Management Company. Please see the relevant KID/KIID and the Company's annual report for details.

² Effective rate varies with the total assets of the Fund up to the indicated maximum.

³ Effective rate varies with the total assets of the Fund and with the country breakdown in the Portfolio up to the indicated maximum.

⁴ Please refer to the section Charges, Expenses and Fees for the detail of what is included in the Annual Administration Charge.

Capital Group Asian Horizon Fund (LUX)

	Minimum Initial Investment and Amount held at any time	Management Fee
Class A4, A7, A9 and Equivalent		
A4	\$10 million or equivalent	0.65%
A7	\$100 million or equivalent	0.59%
A9	\$250 million or equivalent	0.56%
Class C and Equivalent		
C	None	Charged outside the Company
Class B and Equivalent		
B	None	1.75%
Class N and Equivalent		
N	None	2.40%
Class Z and Equivalent		
Z	None	0.875%
Class P and Equivalent		
P	\$100 million or equivalent	0.70%
Class ZL and Equivalent		
ZL	\$500 million or equivalent	0.62%

Capital Group Japan Equity Fund (LUX)

Launch Date	20 April 2006
Investment Objective	Long-term capital growth through investment primarily in listed Equity of issuers domiciled and/or having their principal place of business in Japan. Unlisted securities may also be purchased, subject to the relevant provisions of the "General Investment Guidelines and Restrictions".
Profile of the typical investor	The Fund is actively managed and particularly suitable for investors seeking long-term capital growth through investment primarily in Equities of issuers domiciled and/or having their principal place of business in Japan.
Eligible Investment Countries	Japan
Specific Investment Guidelines and Restrictions	<ol style="list-style-type: none"> 1. The Fund may use, whether for hedging and/or efficient portfolio management purposes, forward contracts as described in more detail in the main part of the Prospectus under the "Risk Warnings" section and in Annex 1. 2. In order to achieve its investment objective, the Fund may enter into securities lending transactions by lending securities of its portfolio to brokers, dealers and other institutions that provide cash in USD, EUR or JPY currency or US Treasury securities as collateral in an amount at least equal to the value of the securities loaned. No more than 15% of the net assets of the Fund will be used for lending securities. The level of exposure to securities lending is generally expected to be less than 5% of the net assets of the Fund. Please read the "Risk Warnings" section for more details of the relevant risk factors involved as well as Annex 1. 3. In order to achieve its investment goals, for treasury purposes and/or in case of unfavourable market conditions, the Fund may also invest in deposits with credit institutions, money market instruments and units of money market funds within the meaning of the investment restrictions set out in Annex 1.
Specific Risks	Equities, securities lending, Sustainability Risks. Further details of general and specific risks can be found under "Risk Warnings" section and in Annex 1.
Investment Adviser	CRMC
Investment Sub-Adviser	CISA
Base Currency	JPY
Valuation Date	Each Business Day, other than days (as determined by the Board or the Management Company at their discretion) on which any market(s) representing a meaningful portion of the Fund's portfolio is closed. For the purpose of this paragraph, the market to be considered is the market where the relevant instrument is traded. (A list of such dates is available on capitalgroup.com/international)
Calculation method of the risk exposure	The methodology used in order to calculate the global exposure resulting from the use of financial derivative instruments is the commitment approach in accordance with the CSSF Circular 11/512.
Hedged Equivalent Classes	The Fund will aim at hedging, with a reasonable margin of tolerance, the main currency exposure of the Fund back into the currency referred to in the relevant Class's designation. It is expected that the resulting effective hedge ratio (i.e. the percentage exposure in the currency of the hedged share class) will typically be 100%. The list of available Hedged Equivalent Classes can be found online on the Management Company's webpage at capitalgroup.com/international
Cut-Off Time	1:00pm Luxembourg time on every Valuation Date, Subscription Pre-notification Date and Redemption Pre-notification Date
Subscription Pre-notification Date	For subscription requests above \$10 million or equivalent, three Week Days before the relevant Valuation Date
Redemption Pre-notification Date	For redemption requests above \$10 million or equivalent, three Week Days before the relevant Valuation Date
Fiscal year-end	31 December in each year
Fees and charges¹	Until 31 December 2024:
	Fund Administration Fee ² 0.15% maximum
	Depositary and Custody Fees ³ 0.05% maximum
	From 1 January 2025:
	Annual Administration Charge ⁴ 0.25% maximum

¹ Fund Administration, Depositary and Custody Fees, which are included in the total expense ratio (TER), which varies by Fund and by Share Class, may be partially allocated to the relevant Share Class by the Management Company. Please see the relevant KID/KIID and the Company's annual report for details.

² Effective rate varies with the total assets of the Fund up to the indicated maximum.

³ Effective rate varies with the total assets of the Fund and with the country breakdown in the Portfolio up to the indicated maximum.

⁴ Please refer to the section Charges, Expenses and Fees for the detail of what is included in the Annual Administration Charge.

Capital Group Japan Equity Fund (LUX)

	Minimum Initial Investment and Amount held at any time	Management Fee
Class A4, A7, A9, A11 and Equivalent		
A4	\$10 million or equivalent	0.45%
A7	\$100 million or equivalent	0.350%
A9	\$250 million or equivalent	0.320%
A11	\$500 million or equivalent	0.300%
Class C and Equivalent		
C	None	Charged outside the Company
Class B and Equivalent		
B	None	1.50%
Class N and Equivalent		
N	None	2.15%
Class Z and Equivalent		
Z	None	0.75%
Class P and Equivalent		
P	\$100 million or equivalent	0.60%
Class ZL and Equivalent		
ZL	\$500 million or equivalent	0.525%

Capital Group European Opportunities (LUX)

Launch Date	22 February 2021	
Investment Objective	The Fund's investment objective is to provide long-term growth of capital. The Fund invests primarily in Equities of issuers domiciled in Europe.	
Profile of the typical investor	The Fund is actively managed and particularly suitable for investors seeking long-term capital growth through investment primarily in Equities of issuers domiciled in Europe	
Eligible Investment Countries	Any country in Europe	
Specific Investment Guidelines and Restrictions	<ol style="list-style-type: none"> At least 75% of the Fund's assets should be invested in Equities of issuers domiciled in a Member State of the European Union, in a European Economic Area country, in the United Kingdom or Switzerland. In determining the domicile of an issuer, the Fund's Investment Adviser will generally look to the domicile determination of a leading provider of global indexes, such as Morgan Stanley Capital International. However, the Investment Adviser in its discretion also may take into account such factors such as where the issuer's securities are listed and where the issuer is legally organized, maintains principal corporate offices, conducts its principal operations, generates revenues and/or has credit risk exposure. Up to 10% of the Fund's assets may be invested in securities of issuers domiciled in non-Eligible Investment Countries. The Fund may invest in contingent convertible bonds which will not exceed 5% of the net assets of the Fund. The Fund may use, whether for hedging and/or efficient portfolio management purposes, forward contracts as described in more detail in the main part of the Prospectus under the "Risk Warnings" section and in Annex 1. In order to achieve its investment objective, the Fund may enter into securities lending transactions by lending securities of its portfolio to brokers, dealers and other institutions that provide cash in USD, EUR or JPY currency or US Treasury securities as collateral in an amount at least equal to the value of the securities loaned. No more than 15% of the net assets of the Fund will be used for lending securities. The level of exposure to securities lending is generally expected to be less than 5% of the net assets of the Fund. Please read the "Risk Warnings" section for more details of the relevant risk factors involved as well as Annex 1. In order to achieve its investment goals, for treasury purposes and/or in case of unfavourable market conditions, the Fund may also invest in deposits with credit institutions, money market instruments and units of money market funds within the meaning of the investment restrictions set out in Annex 1. 	
Specific Risks	Equities, European Emerging Markets, contingent convertible bonds, securities lending, Sustainability Risks. Further details of general and specific risks can be found under "Risk Warnings" section and in Annex 1.	
Investment Adviser	CRMC	
Base Currency	EUR	
Valuation Date	Each Business Day, other than days (as determined by the Board or the Management Company at their discretion) on which any market(s) representing a meaningful portion of the Fund's portfolio is closed. For the purpose of this paragraph, the market to be considered is the market where the relevant instrument is traded. (A list of such dates is available on capitalgroup.com/international)	
Calculation method of the risk exposure	The methodology used in order to calculate the global exposure resulting from the use of financial derivative instruments is the commitment approach in accordance with the CSSF Circular 11/512.	
Hedged Equivalent Classes	The Fund will aim at hedging, with a reasonable margin of tolerance, the main currency exposure of the Fund back into the currency referred to in the relevant Class's designation. It is expected that the resulting effective hedge ratio (i.e. the percentage exposure in the currency of the hedged share class) will typically be 100%. The list of available Hedged Equivalent Classes can be found online on the Management Company's webpage at capitalgroup.com/international	
Cut-Off Time	1:00pm Luxembourg time on every Valuation Date	
Fiscal year-end	31 December in each year	
Fees and charges¹	Until 31 December 2024:	
	Fund Administration Fee ²	0.15% maximum
	Depositary and Custody Fees ³	0.05% maximum
	From 1 January 2025:	
	Annual Administration Charge ⁴	0.25% maximum

¹ Fund Administration, Depositary and Custody Fees, which are included in the total expense ratio (TER), which varies by Fund and by Share Class, may be partially allocated to the relevant Share Class by the Management Company. Please see the relevant KID/KIID and the Company's annual report for details.

² Effective rate varies with the total assets of the Fund up to the indicated maximum.

³ Effective rate varies with the total assets of the Fund and with the country breakdown in the Portfolio up to the indicated maximum.

⁴ Please refer to the section Charges, Expenses and Fees for the detail of what is included in the Annual Administration Charge.

Capital Group European Opportunities (LUX)

	Minimum Initial Investment and Amount held at any time	Management Fee
Class A4, A7, A9, A11 and Equivalent		
A4	\$10 million or equivalent	0.450%
A7	\$100 million or equivalent	0.350%
A9	\$250 million or equivalent	0.320%
A11	\$500 million or equivalent	0.300%
Class C and Equivalent		
C	None	Charged outside the Company
Class B and Equivalent		
B	None	1.50%
Class N and Equivalent		
N	None	2.15%
Class Z and Equivalent		
Z	None	0.75%
Class P and Equivalent		
P	\$100 million or equivalent	0.60%
Class ZL and Equivalent		
ZL	\$500 million or equivalent	0.525%

Capital Group European Growth and Income Fund (LUX)

Launch Date	30 October 2002	
Investment Objective	Long-term capital growth and income through investment primarily in listed Equity of issuers domiciled and/or having their principal place of business in European States. Preservation of capital is also a priority. Unlisted securities may also be purchased, subject to the relevant provisions of the "General Investment Guidelines and Restrictions".	
Profile of the typical investor	The Fund is actively managed and particularly suitable for investors seeking long-term capital growth and income through investment primarily in Equities of issuers domiciled and/or having their principal place of business in European countries.	
Eligible Investment Countries	Any country in Europe.	
Specific Investment Guidelines and Restrictions	<ol style="list-style-type: none"> Up to 10% of the Fund's assets may be invested in securities of issuers domiciled or having their principal place of business in non-Eligible Investment Countries. At least 75% of the Fund's assets should be invested in Equities of issuers domiciled in a Member State of the European Union, in a European Economic Area country, in the United Kingdom or Switzerland. The Fund may use, whether for hedging and/or efficient portfolio management purposes, forward contracts as described in more detail in the main part of the Prospectus under the "Risk Warnings" section and in Annex 1. In order to achieve its investment objective, the Fund may enter into securities lending transactions by lending securities of its portfolio to brokers, dealers and other institutions that provide cash in USD, EUR or JPY currency or US Treasury securities as collateral in an amount at least equal to the value of the securities loaned. No more than 15% of the net assets of the Fund will be used for lending securities. The level of exposure to securities lending is generally expected to be less than 5% of the net assets of the Fund. Please read the "Risk Warnings" section for more details of the relevant risk factors involved as well as Annex 1. In order to achieve its investment goals, for treasury purposes and/or in case of unfavourable market conditions, the Fund may also invest in deposits with credit institutions, money market instruments and units of money market funds within the meaning of the investment restrictions set out in Annex 1. 	
Specific Risks	Equities, securities lending, Sustainability Risks. Further details of general and specific risks can be found under "Risk Warnings" section and in Annex 1.	
Investment Adviser	CRMC	
Base Currency	EUR	
Valuation Date	Each Business Day, other than days (as determined by the Board or the Management Company at their discretion) on which any market(s) representing a meaningful portion of the Fund's portfolio is closed. For the purpose of this paragraph, the market to be considered is the market where the relevant instrument is traded. (A list of such dates is available on capitalgroup.com/international)	
Calculation method of the risk exposure	The methodology used in order to calculate the global exposure resulting from the use of financial derivative instruments is the commitment approach in accordance with the CSSF Circular 11/512.	
Hedged Equivalent Classes	The Fund will aim at hedging, with a reasonable margin of tolerance, the main currency exposure of the Fund back into the currency referred to in the relevant Class's designation. It is expected that the resulting effective hedge ratio (i.e. the percentage exposure in the currency of the hedged share class) will typically be 100%. The list of available Hedged Equivalent Classes can be found online on the Management Company's webpage at capitalgroup.com/international	
Cut-Off Time	1:00pm Luxembourg time on every Valuation Date	
Fiscal year-end	31 December in each year	
Fees and charges¹	Until 31 December 2024:	
	Fund Administration Fee ²	0.15% maximum
	Depositary and Custody Fees ³	0.05% maximum
	From 1 January 2025:	
	Annual Administration Charge ⁴	0.25% maximum

¹ Fund Administration, Depositary and Custody Fees, which are included in the total expense ratio (TER), which varies by Fund and by Share Class, may be partially allocated to the relevant Share Class by the Management Company. Please see the relevant KID/KIID and the Company's annual report for details.

² Effective rate varies with the total assets of the Fund up to the indicated maximum.

³ Effective rate varies with the total assets of the Fund and with the country breakdown in the Portfolio up to the indicated maximum.

⁴ Please refer to the section Charges, Expenses and Fees for the detail of what is included in the Annual Administration Charge.

Capital Group European Growth and Income Fund (LUX)

	Minimum Initial Investment and Amount held at any time	Management Fee
Class A4, A7, A9, A11 and Equivalent		
A4	\$10 million or equivalent	0.450%
A7	\$100 million or equivalent	0.350%
A9	\$250 million or equivalent	0.320%
A11	\$500 million or equivalent	0.300%
Class C and Equivalent		
C	None	Charged outside the Company
Class B and Equivalent		
B	None	1.50%
Class N and Equivalent		
N	None	2.15%
Class Z and Equivalent		
Z	None	0.75%
Class P and Equivalent		
P	\$100 million or equivalent	0.60%
Class ZL and Equivalent		
ZL	\$500 million or equivalent	0.525%

Capital Group AMCAP Fund (LUX)

Launch Date	16 June 2017	
Investment Objective	To provide long-term growth of capital. The Fund invests primarily in Equity of U.S. domiciled companies that have solid long-term growth records and the potential for good future growth. The Fund may invest up to 10% of its assets in Equity and other securities of issuers domiciled outside the United States.	
Profile of the typical investor	The Fund is actively managed and particularly suitable for investors seeking long-term capital growth through investments primarily in U.S. domiciled Equities	
Eligible Investment Countries	The USA and any other country.	
Specific Investment Guidelines and Restrictions	<ol style="list-style-type: none"> 1. The Fund may invest up to 10% of its assets in securities of issuers domiciled outside the United States. In determining the domicile of an issuer, the Investment Adviser will consider whether an issuer or security is located in or is economically tied to a particular country and the determination of a leading provider of global indexes, such as Morgan Stanley Capital International, and may also take into account additional factors such as where the issuer's securities are listed and where the issuer is legally organized, maintains principal corporate offices, conducts its principal operations, generates revenues and/or has credit risk exposure. 2. The Fund may invest in contingent convertible bonds which will not exceed 5% of the net assets of the Fund. 3. The Fund may use, whether for hedging and/or efficient portfolio management purposes, forward contracts as described in more detail in the main part of the Prospectus under the "Risk Warnings" section and in Annex 1. 4. In order to achieve its investment objective, the Fund may enter into securities lending transactions by lending securities of its portfolio to brokers, dealers and other institutions that provide cash in USD, EUR or JPY currency or US Treasury securities as collateral in an amount at least equal to the value of the securities loaned. No more than 15% of the net assets of the Fund will be used for lending securities. The level of exposure to securities lending is generally expected to be less than 5% of the net assets of the Fund. Please read the "Risk Warnings" section for more details of the relevant risk factors involved as well as Annex 1. 5. In order to achieve its investment goals, for treasury purposes and/or in case of unfavourable market conditions, the Fund may also invest in deposits with credit institutions, money market instruments and units of money market funds within the meaning of the investment restrictions set out in Annex 1. 	
Specific Risks	Equities, contingent convertible bonds, securities lending, Sustainability Risks. Further details of general and specific risks can be found under "Risk Warnings" section and in Annex 1.	
Investment Adviser	CRMC. CRMC may manage other funds and accounts with similar names, investment objectives and strategies (collectively, "portfolios"). The investment results of such portfolios may vary depending on a number of factors, including, but not limited to, fees and expenses, portfolio size, transaction costs, cash flows, currencies, securities pricing time, taxes, and portfolio holdings and any applicable investment limitations. Policies and procedures have been designed to ensure that portfolios with similar names, objectives and strategies are each treated fairly, including the allocation of securities transactions.	
Base Currency	USD	
Valuation Date	Each Business Day, other than days (as determined by the Board or the Management Company at their discretion) on which any market(s) representing a meaningful portion of the Fund's portfolio is closed. For the purpose of this paragraph, the market to be considered is the market where the relevant instrument is traded. (A list of such dates is available on capitalgroup.com/international)	
Calculation method of the risk exposure	The methodology used in order to calculate the global exposure resulting from the use of financial derivative instruments is the commitment approach in accordance with the CSSF Circular 11/512.	
Hedged Equivalent Classes	The Fund will aim at hedging, with a reasonable margin of tolerance, the main currency exposure of the Fund back into the currency referred to in the relevant Class's designation. It is expected that the resulting effective hedge ratio (i.e. the percentage exposure in the currency of the hedged share class) will typically be 100%. The list of available Hedged Equivalent Classes can be found online on the Management Company's webpage at capitalgroup.com/international	
Cut-Off Time	1:00pm Luxembourg time on every Valuation Date	
Fiscal year-end	31 December in each year	
Fees and charges¹	Until 31 December 2024:	
	Fund Administration Fee ²	0.15 % maximum
	Depository and Custody Fees ³	0.04 % maximum
	From 1 January 2025:	
	Annual Administration Charge ⁴	0.25% maximum

¹ Fund Administration, Depository and Custody Fees, which are included in the total expense ratio (TER), which varies by Fund and by Share Class, may be partially allocated to the relevant Share Class by the Management Company. Please see the relevant KID/KIID and the Company's annual report for details.

² Effective rate varies with the total assets of the Fund up to the indicated maximum.

³ Effective rate varies with the total assets of the Fund and with the country breakdown in the Portfolio up to the indicated maximum.

⁴ Please refer to the section Charges, Expenses and Fees for the detail of what is included in the Annual Administration Charge.

Capital Group AMCAP Fund (LUX)

	Minimum Initial Investment and Amount held at any time	Management Fee
Class A4, A7, A9 and Equivalent		
A4	\$10 million or equivalent	0.400%
A7	\$100 million or equivalent	0.350%
A9	\$250 million or equivalent	0.320%
Class C and Equivalent		
C	None	Charged outside the Company
Class B and Equivalent		
B	None	1.50%
Class N and Equivalent		
N	None	2.15%
Class Z and Equivalent		
Z	None	0.65%
Class P and Equivalent		
P	\$100 million or equivalent	0.60%
Class ZL and Equivalent		
ZL	\$500 million or equivalent	0.525%

Capital Group Investment Company of America (LUX)

Launch Date	17 June 2016
Investment Objective	<p>The Fund's investment objectives are to achieve long-term growth of capital and income. The Fund invests primarily in common stocks, most of which have a history of paying dividends. The Fund's equity investments are generally limited to securities of companies that are included on its eligible list. In addition, the Fund may invest up to 5% of its assets, at the time of purchase, in securities of companies that are not included on its eligible list. Securities are added to, or deleted from, the eligible list based upon a number of factors, such as the Fund's investment objectives and policies, whether a company is deemed to be an established company of sufficient quality and a company's dividend payment prospects. Although the Fund focuses on investments in medium to larger capitalization companies, the Fund's investments are not limited to a particular capitalization size. In the selection of common stocks and other securities for investment, potential for capital appreciation and future dividends are given more weight than current yield. The Fund may invest up to 15% of its assets, at the time of purchase, in securities of issuers domiciled outside the United States.</p> <p>On an ancillary basis, as described below in the "Specific Investment Guidelines and Restrictions", the Fund may invest into straight debt securities.</p>
Profile of the typical investor	The Fund is actively managed and particularly suitable for investors seeking long-term capital growth and income through investments in Equities.
Eligible Investment Countries	The USA and other any country
Specific Investment Guidelines and Restrictions	<ol style="list-style-type: none"> 1. The Fund's investments in straight debt securities (i.e., not convertible into equity) will generally consist of investment grade securities. The Fund may, however, invest up to 5% of its total net assets in straight debt securities rated Ba1 or below and BB+ or below by NRSROs designated by the Investment Adviser or unrated but determined to be of equivalent quality by the Investment Adviser. If rating agencies differ, securities will be considered to have received the highest of these ratings. 2. The Fund may invest up to 15% of its total net assets in issuers domiciled outside the United States. In determining the domicile of an issuer, the Investment Adviser will generally look to the domicile determination of a leading provider of global indexes, such as Morgan Stanley Capital International. However, the Investment Adviser in its discretion also may take into account such factors as where the issuer's securities are listed and where the issuer is legally organized, maintains principal corporate offices, conducts its principal operations, generates revenues and/or has credit risk exposure. 3. The Fund may invest in contingent convertible bonds which will not exceed 5% of the net assets of the Fund. 4. The Fund may use, whether for hedging and/or efficient portfolio management purposes, forward contracts as described in more detail in the main part of the Prospectus under the "Risk Warnings" section and in Annex 1. 5. In order to achieve its investment objective, the Fund may enter into securities lending transactions by lending securities of its portfolio to brokers, dealers and other institutions that provide cash in USD, EUR or JPY currency or US Treasury securities as collateral in an amount at least equal to the value of the securities loaned. No more than 15% of the net assets of the Fund will be used for lending securities. The level of exposure to securities lending is generally expected to be less than 5% of the net assets of the Fund. Please read the "Risk Warnings" section for more details of the relevant risk factors involved as well as Annex 1. 6. In order to achieve its investment goals, for treasury purposes and/or in case of unfavourable market conditions, the Fund may also invest in deposits with credit institutions, money market instruments and units of money market funds within the meaning of the investment restrictions set out in Annex 1.
Specific Risks	Equities, contingent convertible bonds, securities lending, Sustainability Risks. Further details of general and specific risks can be found under "Risk Warnings" section and in Annex 1.
Investment Adviser	CRMC. CRMC may manage other funds and accounts with similar names, investment objectives and strategies (collectively, "portfolios"). The investment results of such portfolios may vary depending on a number of factors, including, but not limited to, fees and expenses, portfolio size, transaction costs, cash flows, currencies, securities pricing time, taxes, and portfolio holdings and any applicable investment limitations. Policies and procedures have been designed to ensure that portfolios with similar names, objectives and strategies are each treated fairly, including the allocation of securities transactions.
Base Currency	USD
Valuation Date	Each Business Day, other than days (as determined by the Board or the Management Company at their discretion) on which any market(s) representing a meaningful portion of the Fund's portfolio is closed. For the purpose of this paragraph, the market to be considered is the market where the relevant instrument is traded. (A list of such dates is available on capitalgroup.com/international)
Calculation method of the risk exposure	The methodology used in order to calculate the global exposure resulting from the use of financial derivative instruments is the commitment approach in accordance with the CSSF Circular 11/512.
Hedged Equivalent Classes	The Fund will aim at hedging, with a reasonable margin of tolerance, the main currency exposure of the Fund back into the currency referred to in the relevant Class's designation. It is expected that the resulting effective hedge ratio (i.e. the percentage exposure in the currency of the hedged share class) will typically be 100%. The list of available Hedged Equivalent Classes can be found online on the Management Company's webpage at capitalgroup.com/international
Cut-Off Time	1:00pm Luxembourg time on every Valuation Date
Fiscal year-end	31 December in each year

Fees and charges¹	Until 31 December 2024:	
	Fund Administration Fee ²	0.15% maximum
	Depository and Custody Fees ³	0.05% maximum
	From 1 January 2025:	
	Annual Administration Charge ⁴	0.25% maximum

Capital Group Investment Company of America (LUX)

	Minimum Initial Investment and Amount held at any time	Management Fee
Class A4, A7, A9, A11 and Equivalent		
A4	\$10 million or equivalent	0.400%
A7	\$100 million or equivalent	0.290%
A9	\$250 million or equivalent	0.260%
A11	\$500 million or equivalent	0.240%
Class C and Equivalent		
C	None	Charged outside the Company
Class B and Equivalent		
B	None	1.50%
Class N and Equivalent		
N	None	2.15%
Class Z and Equivalent		
Z	None	0.65%
Class P and Equivalent		
P	\$100 million or equivalent	0.60%
Class ZL and Equivalent		
ZL	\$500 million or equivalent	0.525%

¹ Fund Administration, Depository and Custody Fees, which are included in the total expense ratio (TER), which varies by Fund and by Share Class, may be partially allocated to the relevant Share Class by the Management Company. Please see the relevant KID/KIID and the Company's annual report for details.

² Effective rate varies with the total assets of the Fund up to the indicated maximum.

³ Effective rate varies with the total assets of the Fund and with the country breakdown in the Portfolio up to the indicated maximum.

⁴ Please refer to the section Charges, Expenses and Fees for the detail of what is included in the Annual Administration Charge.

Capital Group Washington Mutual Investors Fund (LUX)

Launch Date	<i>To be determined</i>
Investment Objective	The Fund's investment objective is to produce income and to provide an opportunity for growth of principal consistent with sound common stock investing. The Fund invests primarily in common stocks of established companies that are listed on, or meet the financial listing requirements of, the New York Stock Exchange and have a strong record of earnings and dividends.
Profile of the typical investor	The Fund is actively managed and particularly suitable for investors seeking long-term capital growth and income through investments in Equities.
Eligible Investment Countries	The USA and any other country
Specific Investment Guidelines and Restrictions	<ol style="list-style-type: none"> 1. The Fund will invest in securities which shall be listed on the New York Stock Exchange ("NYSE") or meet the financial listing requirements of the NYSE (the applicable listing requirements are set forth in Section 1 of the Listed Company Manual of the NYSE); 2. The Fund will invest mostly in companies that have fully earned their dividends in at least four of the past five years (with the exception of certain banking institutions) and paid a dividend in at least eight of the past ten years; 3. The Fund will invest mostly in companies with a ratio of current assets to liabilities at least 1.5 to 1, or which bonds must be rated at least investment grade by Standard & Poor's Ratings Services; 4. The Fund may invest up to 10% of its assets in securities of certain companies domiciled outside the United States, provided that any such company must have an economic nexus to the United States and must have a security, typically an ADR, which trades regularly in the United States. Companies that are included in the S&P 500 Index do not count towards this 10% limit. This Index may, from time to time, include a few companies whose corporate domiciles are outside the United States. The Fund may also hold securities of companies domiciled outside the United States when such companies have merged with or otherwise acquired a company in which the Fund held shares at the time of the merger. In determining the domicile of an issuer, the Fund's Investment Adviser will generally look to the domicile determination of a leading provider of global indexes, such as Morgan Stanley Capital International. However, the Investment Adviser in its discretion also may take into account such factors as where the issuer's securities are listed and where the issuer is legally organized, maintains principal corporate offices, conducts its principal operations, generates revenues and/or has credit risk exposure. 5. The Fund may use, whether for hedging and/or efficient portfolio management purposes, forward contracts as described in more detail in the main part of the Prospectus under the "Risk Warnings" section and in Annex 1. 6. In order to achieve its investment objective, the Fund may enter into securities lending transactions by lending securities of its portfolio to brokers, dealers and other institutions that provide cash in USD, EUR or JPY currency or US Treasury securities as collateral in an amount at least equal to the value of the securities loaned. No more than 15% of the net assets of the Fund will be used for lending securities. The level of exposure to securities lending is generally expected to be less than 5% of the net assets of the Fund. Please read the "Risk Warnings" section for more details of the relevant risk factors involved as well as Annex 1. 7. In order to achieve its investment goals, for treasury purposes and/or in case of unfavourable market conditions, the Fund may also invest in deposits with credit institutions, money market instruments and units of money market funds within the meaning of the investment restrictions set out in Annex 1.
Specific Risks	Equities, securities lending, Sustainability Risks. Further details of general and specific risks can be found under "Risk Warnings" section and in Annex 1.
Investment Adviser	CRMC. CRMC may manage other funds and accounts with similar names, investment objectives and strategies (collectively, "portfolios"). The investment results of such portfolios may vary depending on a number of factors, including, but not limited to, fees and expenses, portfolio size, transaction costs, cash flows, currencies, securities pricing time, taxes, and portfolio holdings and any applicable investment limitations. Policies and procedures have been designed to ensure that portfolios with similar names, objectives and strategies are each treated fairly, including the allocation of securities transactions.
Base Currency	USD
Valuation Date	Each Business Day, other than days (as determined by the Board or the Management Company at their discretion) on which any market(s) representing a meaningful portion of the Fund's portfolio is closed. For the purpose of this paragraph, the market to be considered is the market where the relevant instrument is traded. (A list of such dates is available on capitalgroup.com/international)
Calculation method of the risk exposure	The methodology used in order to calculate the global exposure resulting from the use of financial derivative instruments is the commitment approach in accordance with the CSSF Circular 11/512.
Hedged Equivalent Classes	The Fund will aim at hedging, with a reasonable margin of tolerance, the main currency exposure of the Fund back into the currency referred to in the relevant Class's designation. It is expected that the resulting effective hedge ratio (i.e. the percentage exposure in the currency of the hedged share class) will typically be 100%. The list of available Hedged Equivalent Classes can be found online on the Management Company's webpage at capitalgroup.com/international
Launch Date subscription cut-off time	All launch date subscriptions will need to be received no later than 5:00pm CET three Business Days before the Launch Date. All subscriptions received after this date will be processed on the relevant Valuation Date after the Launch Date.
Cut-Off Time	1:00pm Luxembourg time on every Valuation Date

Capital Group Washington Mutual Investors Fund (LUX)

Fiscal year-end	31 December in each year	
Fees and charges¹	Until 31 December 2024:	
	Fund Administration Fee ²	0.15 % maximum
	Depository and Custody Fees ³	0.04 % maximum
	From 1 January 2025:	
	Annual Administration Charge ⁴	0.25% maximum

¹ Fund Administration, Depository and Custody Fees, which are included in the total expense ratio (TER), which varies by Fund and by Share Class, may be partially allocated to the relevant Share Class by the Management Company. Please see the relevant KID/KIID and the Company's annual report for details.

² Effective rate varies with the total assets of the Fund up to the indicated maximum.

³ Effective rate varies with the total assets of the Fund and with the country breakdown in the Portfolio up to the indicated maximum.

⁴ Please refer to the section Charges, Expenses and Fees for the detail of what is included in the Annual Administration Charge.

Capital Group Washington Mutual Investors Fund (LUX)

	Minimum Initial Investment and Amount held at any time	Management Fee
Class A4, A7, A9, A11 and Equivalent		
A4	\$10 million or equivalent	0.400%
A7	\$100 million or equivalent	0.290%
A9	\$250 million or equivalent	0.260%
A11	\$500 million or equivalent	0.240%
Class C and Equivalent		
C	None	Charged outside the Company
Class B and Equivalent		
B	None	1.50%
Class N and Equivalent		
N	None	2.15%
Class Z and Equivalent		
Z	None	0.65%
Class P and Equivalent		
P	\$100 million or equivalent	0.60%
Class ZL and Equivalent		
ZL	\$500 million or equivalent	0.525%

Capital Group Capital Income Builder (LUX)

Launch Date	21 September 2018
Investment Objective	To provide a level of current income that exceeds the average yield on U.S. stocks generally and to provide a growing stream of income over the years, expressed in USD, as the Fund's primary objectives. The Fund's secondary objective is to provide growth of capital. The Fund invests primarily in a broad range of income-producing securities, including common stocks and bonds. The Fund may also invest significantly in common stocks, bonds and other securities of issuers domiciled outside the United States.
Profile of the typical investor	The Fund is actively managed and particularly suitable for investors seeking long-term capital growth and income through investments in Equities and Bonds.
Eligible Investment Countries	Any country.
Specific Investment Guidelines and Restrictions	<ol style="list-style-type: none"> 1. The Fund will generally invest at least 90% of its assets in income-producing securities. 2. The Fund will invest primarily in Equity securities. 3. In addition, the Fund may invest in Bonds and other debt securities of any maturity or duration, including securities issued and guaranteed by the U.S. government, securities issued by federal agencies and instrumentalities and securities backed by mortgages or other assets. 4. The Fund may invest up to 5% of its assets in straight debt securities (i.e., debt securities that do not have equity conversion or purchase rights) rated Ba1 or below and BB+ or below by NRSROs designated by the Investment Adviser, or unrated but determined by the Investment Adviser to be of equivalent quality. If rating agencies differ, securities will be considered to have received the highest of these ratings. 5. The Fund may invest up to 50% of its assets in securities of issuers domiciled outside the United States. In determining the domicile of an issuer, the Investment adviser will consider whether an issuer or security is located in or is economically tied to a particular country and the determination of a leading provider of global indexes, such as Morgan Stanley Capital International, and may also take into account additional factors such as where the issuer's securities are listed and where the issuer is legally organized, maintains principal corporate offices, conducts its principal operations, generates revenues and/or has credit risk exposure. 6. The Fund may invest in ABS/MBS which will not exceed 20% of the net assets of the Fund. 7. The Fund may use financial derivative instruments for investment purposes, hedging and/or efficient portfolio management. Instruments permitted are interest rate swaps, CDXs, CDS, forward contracts, FX options, futures and options on futures as described in more detail in the main part of the Prospectus under the "Risk Warnings" section and in Annex 1. 8. Up to 5% of the total net assets of the Fund may be subject to Total Return Swaps. Please read the "Risk Warnings" section for more details of the relevant risk factors involved. 9. The Fund may invest in contingent convertible bonds which will not exceed 5% of the net assets of the Fund. 10. The Fund may invest up to 5% in distressed securities. 11. The Fund may invest, either directly e.g. via the Shanghai-Hong Kong Stock Connect and Shenzhen-Hong Kong Stock Connect and/or indirectly such as by way of access warrants and/or other access products, up to 5% of the net assets of the Fund into China A-Shares. 12. In order to achieve its investment objective, the Fund may enter into securities lending transactions by lending securities of its portfolio to brokers, dealers and other institutions that provide cash in USD, EUR or JPY currency or US Treasury securities as collateral in an amount at least equal to the value of the securities loaned. No more than 15% of the net assets of the Fund will be used for lending securities. The level of exposure to securities lending is generally expected to be less than 5% of the net assets of the Fund. Please read the "Risk Warnings" section for more details of the relevant risk factors involved as well as Annex 1. 13. In order to achieve its investment goals, for treasury purposes and/or in case of unfavourable market conditions, the Fund may also invest in deposits with credit institutions, money market instruments and units of money market funds within the meaning of the investment restrictions set out in Annex 1.
Specific Risks	Equity, Bonds, Emerging Markets, derivatives instruments, OTC Markets, ABS/MBS, contingent convertible bonds, distressed securities, Shanghai-Hong Kong Stock Connect and Shenzhen-Hong Kong Stock Connect, securities lending, Sustainability Risks. Further details of general and specific risks can be found under "Risk Warnings" section and in Annex 1.
Investment Adviser	CRMC. CRMC may manage other funds and accounts with similar names, investment objectives and strategies (collectively, "portfolios"). The investment results of such portfolios may vary depending on a number of factors, including, but not limited to, fees and expenses, portfolio size, transaction costs, cash flows, currencies, securities pricing time, taxes, and portfolio holdings and any applicable investment limitations. Policies and procedures have been designed to ensure that portfolios with similar names, objectives and strategies are each treated fairly, including the allocation of securities transactions.
Base Currency	USD
Valuation Date	Each Business Day, other than days (as determined by the Board or the Management Company at their discretion) on which any market(s) representing a meaningful portion of the Fund's portfolio is closed. For the purpose of this paragraph, the market to be considered is the market where the relevant instrument is traded. (A list of such dates is available on capitalgroup.com/international)
Calculation method of the risk exposure	The methodology used in order to calculate the global exposure resulting from the use of financial derivative instruments is the commitment approach in accordance with the CSSF Circular 11/512.
Hedged Equivalent Classes	The Fund will aim at hedging 100% (with a reasonable margin of tolerance) of its total net assets from USD (regardless of the underlying current exposure of the portfolio to USD) into the currency referred to in the relevant Class's designation. The list of available Hedged Equivalent Classes can be found online on the Management Company's webpage at capitalgroup.com/international .
Cut-Off Time	1:00pm Luxembourg time on every Valuation Date

Fiscal year-end	31 December in each year	
Fees and charges¹	Until 31 December 2024:	
	Fund Administration Fee ²	0.15%
	Depository and Custody Fees ³	0.05%
	From 1 January 2025:	
	Annual Administration Charge ⁴	0.25% maximum

Capital Group Capital Income Builder (LUX)

	Minimum Initial Investment and Amount held at any time	Management Fee
Class A4, A7, A9, A11 and Equivalent		
A4	\$10 million or equivalent	0.530%
A7	\$100 million or equivalent	0.430%
A9	\$250 million or equivalent	0.400%
A11	\$500 million or equivalent	0.380%
Class C and Equivalent		
C	None	Charged outside the Company
Class B and Equivalent		
B	None	1.50%
Class N and Equivalent		
N	None	2.15%
Class Z and Equivalent		
Z	None	0.75%
Class P and Equivalent		
P	\$100 million or equivalent	0.60%
Class ZL and Equivalent		
ZL	\$500 million or equivalent	0.525%

¹ Fund Administration, Depository and Custody Fees, which are included in the total expense ratio (TER), which varies by Fund and by Share Class, may be partially allocated to the relevant Share Class by the Management Company. Please see the relevant KID/KIID and the Company's annual report for details.

² Effective rate varies with the total assets of the Fund up to the indicated maximum.

³ Effective rate varies with the total assets of the Fund and with the country breakdown in the Portfolio up to the indicated maximum.

⁴ Please refer to the section Charges, Expenses and Fees for the detail of what is included in the Annual Administration Charge.

Capital Group Global Allocation Fund (LUX)

Launch Date	31 January 2014	
Investment Objective	The Fund seeks the balanced accomplishment of three objectives: long-term growth of capital, conservation of principal and current income. The Fund will seek to meet these objectives by investing worldwide primarily in listed Equities and Bonds of companies and governments and other fixed-income securities including mortgage and asset backed securities, denominated in various currencies. These are usually listed or traded on other Regulated Markets. Unlisted securities may also be purchased, subject to the relevant provisions of the General Investment Guidelines and Restrictions.	
Profile of the typical investor	The Fund is actively managed and particularly suitable for investors seeking long-term total returns from diversified worldwide investments in Equities and Bonds.	
Eligible Investment Countries	Any country.	
Specific Investment Guidelines and Restrictions	<ol style="list-style-type: none"> 1. In general, the Fund will seek to invest at least 45% of its total net assets in Equity. 2. In general, the Fund will seek to invest at least 25% of its total net assets in Investment Grade Bonds (including money market instruments). 3. The Fund may invest in ABS/MBS which will not exceed 15% of the net assets of the Fund. 4. The Fund may invest up to 2% in distressed securities. 5. The Fund may use financial derivative instruments for investment purposes, hedging and/or efficient portfolio management. Instruments permitted are interest rate swaps, CDXs, CDS, forward contracts, FX options, futures and options on futures as described in more detail in the main part of the Prospectus under the "Risk Warnings" section and in Annex 1. 6. Up to 5% of the total net assets of the Fund may be subject to Total Return Swaps. Please read the "Risk Warnings" section for more details of the relevant risk factors involved. 7. The Fund may invest in contingent convertible bonds which will not exceed 5% of the net assets of the Fund. 8. The Fund may invest, either directly e.g. via the Shanghai-Hong Kong Stock Connect and Shenzhen-Hong Kong Stock Connect and/or indirectly such as by way of access warrants and/or other access products, into China A-Shares on an ancillary basis. 9. The Fund may invest on the China Interbank Bond Market up to 5% of the net assets of the Fund, either directly or via Bond Connect. 10. In order to achieve its investment objective, the Fund may enter into securities lending transactions by lending securities of its portfolio to brokers, dealers and other institutions that provide cash in USD, EUR or JPY currency or US Treasury securities as collateral in an amount at least equal to the value of the securities loaned. No more than 15% of the net assets of the Fund will be used for lending securities. The level of exposure to securities lending is generally expected to be less than 5% of the net assets of the Fund. Please read the "Risk Warnings" section for more details of the relevant risk factors involved as well as Annex 1. 11. In order to achieve its investment goals, for treasury purposes and/or in case of unfavourable market conditions, the Fund may also invest in deposits with credit institutions, money market instruments and units of money market funds within the meaning of the investment restrictions set out in Annex 1. 	
Specific Risks	Equities, Bonds, Emerging Markets, OTC Markets, derivative instruments, ABS/MBS, distressed securities, contingent convertible bonds, Shanghai-Hong Kong Stock Connect and Shenzhen-Hong Kong Stock Connect, China Interbank Bond Market, Bond Connect, securities lending, Sustainability Risks. Further details of general and specific risks can be found under "Risk Warnings" section and in Annex 1.	
Investment Adviser	CRMC	
Base Currency	USD	
Valuation Date	Each Business Day, other than days (as determined by the Board or the Management Company at their discretion) on which any market(s) representing a meaningful portion of the Fund's portfolio is closed. For the purpose of this paragraph, the market to be considered is the market where the relevant instrument is traded. (A list of such dates is available on capitalgroup.com/international)	
Calculation method of the risk exposure	The methodology used in order to calculate the global exposure resulting from the use of financial derivative instruments is the commitment approach in accordance with the CSSF Circular 11/512.	
Hedged Equivalent Classes	The Fund will aim at hedging, with a reasonable margin of tolerance, the main currency exposure of the Fund back into the currency referred to in the relevant Class's designation. It is expected that the resulting effective hedge ratio (i.e. the percentage exposure in the currency of the hedged share class) will typically be in the range of 80% to 100%. The list of available Hedged Equivalent Classes can be found online on the Management Company's webpage at capitalgroup.com/international	
Cut-Off Time	1:00pm Luxembourg time on every Valuation Date	
Fiscal year-end	31 December in each year	
Fees and charges¹	Until 31 December 2024:	
	Fund Administration Fee ²	0.15% maximum
	Depositary and Custody Fees ³	0.05% maximum
	From 1 January 2025:	

¹ Fund Administration, Depositary and Custody Fees, which are included in the total expense ratio (TER), which varies by Fund and by Share Class, may be partially allocated to the relevant Share Class by the Management Company. Please see the relevant KID/KIID and the Company's annual report for details

² Effective rate varies with the total assets of the Fund up to the indicated maximum.

³ Effective rate varies with the total assets of the Fund and with the country breakdown in the Portfolio up to the indicated maximum.

Capital Group Global Allocation Fund (LUX)

	Minimum Initial Investment and Amount held at any time	Management Fee
Class A4, A7, A9, A11 and Equivalent		
A4	\$10 million or equivalent	0.530%
A7	\$100 million or equivalent	0.430%
A9	\$250 million or equivalent	0.400%
A11	\$500 million or equivalent	0.380%
Class C and Equivalent		
C	None	Charged outside the Company
Class B and Equivalent		
B	None	1.50%
Class N and Equivalent		
N	None	2.15%
Class Z and Equivalent		
Z	None	0.75%
Class P and Equivalent		
P	\$100 million or equivalent	0.60%
Class ZL and Equivalent		
ZL	\$500 million or equivalent	0.525%

¹ Please refer to the section Charges, Expenses and Fees for the detail of what is included in the Annual Administration Charge.

Capital Group Future Generations Global Balanced Fund (LUX)¹

Launch Date	27 February 2024
Investment Objective	The Fund seeks long-term growth of capital and conservation of principal through investment in Equities and Bonds issued by companies worldwide, which in the Investment Adviser's opinion contribute positively to environmental and social objectives through their current or future products and/or services. The Fund also invests in other fixed-income securities, including government bonds, which meet the Investment Adviser's proprietary eligibility criteria.
ESG criteria	<ul style="list-style-type: none"> Proprietary eligibility assessment of companies to determine their suitability for the Fund, which includes consideration of the quality of corporate governance practices and any adverse environmental and social impacts. The Investment Adviser also assess how companies are managing material ESG risks. Implementation of a Negative Screening Policy relating to the Fund's investments in corporate issuers. Commitment to make sustainable investments contributing to environmental or social objectives. <p>For more information on the Fund's ESG criteria, please refer the Fund's pre-contractual information pursuant to Article 8 of SFDR at the end of this Fund Information Sheet.</p>
Profile of the typical investor	<p>The Fund is actively managed and particularly suitable for investors seeking</p> <ul style="list-style-type: none"> long-term growth of capital from diversified worldwide investments in Equities and Bonds; and environmental and/or social characteristics as part of their investments within the meaning of Article 8 of the SFDR, as set out in detail at the end of this Fund Information Sheet.
Eligible Investment Countries	Any country.
Specific Investment Guidelines and Restrictions	<ol style="list-style-type: none"> The Fund may invest in companies whose activities are aligned with any single or combination of sustainable investment themes focused on global social and environmental challenges as identified by the Investment Adviser. These themes map to the United Nations Sustainable Development Goals ("SDGs"). The Investment Adviser also takes into consideration topics, communities, and groups not specifically referenced in the SDG framework. Investments are made in companies contributing positively to these areas such as, but not limited to: (i) health & well-being, (ii) energy transition, (iii) sustainable cities & communities, (iv) responsible consumption, (v) education & information access, (vi) financial inclusion and (vii) clean water & sanitation. Investments may also include companies which, in the opinion of the Investment Adviser, are actively transitioning their activities to have higher positive alignment to the UN SDGs, with material near or medium-term change expected. The Fund commits to maintain at least 40% of its investments in sustainable investments (i) which are assessed based on alignment of business activities with any one or a combination of sustainable investment themes as mentioned above; and (ii) which do not cause any significant harm to any environmental or social sustainable investment objectives. Companies must have satisfactory management of ESG risks and good governance practices. The Investment Adviser's proprietary process for assessing investment in sovereigns covers a range of ESG indicators to evaluate how well a country manages its ESG risk. The Investment Adviser applies ESG and norms-based exclusions to implement a negative screening policy at the time of purchase relating to the Fund's investments in companies. To support this implementation, it relies on third party providers who identify an issuer's participation in or the revenue which they derive from activities that are inconsistent with these exclusions. If exclusions cannot be verified through these third-party providers, the Investment Adviser will aim to identify business involvement activities through its own assessment. For sovereign issuers, exclusions are based on the Investment Adviser's proprietary framework. The Negative Screening Policy applied by the Investment Adviser can be found at https://www.capitalgroup.com/content/dam/cgc/tenants/eacg/negative-screening-policy.pdf. In general, the Fund will seek to invest at least 45% of its total net assets in Equity. In general, the Fund will seek to invest at least 25% of its total net assets in Investment Grade Bonds (including money market instruments). The Fund may invest up to 30% in Emerging Markets. The Fund may invest in ABS/MBS which will not exceed 15% of the net assets of the Fund. The Fund may invest up to 2% in distressed securities. The Fund may use financial derivative instruments for investment purposes, hedging and/or efficient portfolio management. Instruments permitted are interest rate swaps, CDXs, CDS, forward contracts, FX options, futures and options on futures as described in more detail in the main part of the Prospectus under the "Risk Warnings" section and in Annex 1. Up to 5% of the total net assets of the Fund may be subject to Total Return Swaps. Please read the "Risk Warnings" section for more details on the features and relevant risk factors involved. The Fund may invest in contingent convertible bonds which will not exceed 5% of the net assets of the Fund. The Fund may invest either directly e.g. via the Shanghai-Hong Kong Stock Connect and Shenzhen-Hong Kong Stock Connect and/or indirectly such as by way of access warrants and/or other access products, into China A Shares on an ancillary basis. The Fund may invest on the China Interbank Bond Market up to 5% of the net assets of the Fund, either directly or via Bond Connect.

¹ This Fund will be named Capital Group Sustainable Global Balanced Fund (LUX) until 13 December 2024.

	<p>17. The Fund may enter into securities lending transactions by lending securities of its portfolio to brokers, dealers and other institutions that provide cash in USD, EUR or JPY currency or US Treasury securities as collateral in an amount at least equal to the value of the securities loaned. No more than 15% of the net assets of the Fund will be used for lending securities. The level of exposure to securities lending is generally expected to be less than 5% of the net assets of the Fund. Please read the "Risk Warnings" section for more details of the relevant risk factors involved as well as Annex 1.</p> <p>18. In order to achieve its investment goals, for treasury purposes and/or in case of unfavourable market conditions, the Fund may also invest in deposits with credit institutions, money market instruments and units of money market funds within the meaning of the investment restrictions set out in Annex 1.</p>
Specific Risks	Equities, Bonds, Emerging Markets, OTC Markets, derivative instruments, ABS/MBS, distressed securities, contingent convertible bonds, Shanghai-Hong Kong Stock Connect and Shenzhen-Hong Kong Stock Connect, China Interbank Bond Market, Bond Connect, securities lending, Sustainability Risks. Further details of general and specific risks can be found under "Risk Warnings" section and in Annex I.
Investment Adviser	CRMC
Base Currency	USD
Valuation Date	Each Business Day, other than days (as determined by the Board or the Management Company at their discretion) on which any market(s) representing a meaningful portion of the Fund's portfolio is closed. For the purpose of this paragraph, the market to be considered is the market where the relevant instrument is traded. (A list of such dates is available on capitalgroup.com/international)
Calculation method of the risk exposure	Commitment Approach. The methodology used in order to calculate the global exposure resulting from the use of financial derivative instruments is the commitment approach in accordance with the CSSF Circular 11/512.
Hedged Equivalent Classes	The Fund will aim at hedging, with a reasonable margin of tolerance, the main currency exposure of the Fund back into the currency referred to in the relevant Class's designation. It is expected that the resulting effective hedge ratio (i.e. the percentage exposure in the currency of the hedged share class) will typically be in the range of 80% to 100%. The list of available Hedged Equivalent Classes can be found online on the Management Company's webpage at capitalgroup.com/international
Cut-Off Time	1:00pm Luxembourg time on every Valuation Date
Launch Date subscription cut-off time	All launch date subscriptions will need to be received no later than 5:00pm CET three Business Days before the Launch Date. All subscriptions received after this date will be processed on the relevant Valuation Date after the Launch Date
Fiscal year-end	31 December in each year
Fees and charges¹	Until 31 December 2024:
	Fund Administration Fee ² 0.15% maximum
	Depositary and Custody Fees ³ 0.05% maximum
	From 1 January 2025:
	Annual Administration Charge ⁴ 0.25% maximum

Capital Group Future Generations Global Balanced Fund (LUX)⁵

	Minimum Initial Investment and Amount held at any time	Management Fee
Class A4, A7, A9, A11 and Equivalent		
A4	\$10 million or equivalent	0.530%
A7	\$100 million or equivalent	0.430%
A9	\$250 million or equivalent	0.400%
A11	\$500 million or equivalent	0.380%
Class C and Equivalent		
C	None	Charged outside the Company
Class B and Equivalent		
B	None	1.50%
Class N and Equivalent		
N	None	2.15%
Class Z and Equivalent		

¹ Fund Administration, Depositary and Custody Fees, which are included in the total expense ratio (TER), which varies by Fund and by Share Class, may be partially allocated to the relevant Share Class by the Management Company. Please see the relevant KIID and the Company's annual report for details.

² Effective rate varies with the total assets of the Fund up to the indicated maximum.

³ Effective rate varies with the total assets of the Fund and with the country breakdown in the Portfolio up to the indicated maximum.

⁴ Please refer to the section Charges, Expenses and Fees for the detail of what is included in the Annual Administration Charge.

⁵ This Fund will be named Capital Group Sustainable Global Balanced Fund (LUX) until 13 December 2024.

Z	None	0.75%
Class P and Equivalent		
P	\$100 million or equivalent	0.60%
Class ZL and Equivalent		
ZL	\$500 million or equivalent	0.525%

Product name: Capital Group Future Generations Global Balanced Fund (LUX)¹
Legal entity identifier: 549300QTCEF0GTIIHN03

Environmental and/or social characteristics

Sustainable investment means an investment in an economic activity that contributes to an environmental or social objective, provided that the investment does not significantly harm any environmental or social objective and that the investee companies follow good governance practices.

The **EU Taxonomy** is a classification system laid down in Regulation (EU) 2020/852, establishing a list of **environmentally sustainable economic activities**. That Regulation does not include a list of socially sustainable economic activities. Sustainable investments with an environmental objective might be aligned with the Taxonomy or not.

Does this financial product have a sustainable investment objective?



Yes



No



It will make a minimum of **sustainable investments with an environmental objective**: ____%



in economic activities that qualify as environmentally sustainable under the EU Taxonomy



in economic activities that do not qualify as environmentally sustainable under the EU Taxonomy



It will make a minimum of **sustainable investments with a social objective**: ____%



It **promotes Environmental/Social (E/S) characteristics** and while it does not have as its objective a sustainable investment, it will have a minimum proportion of 40% of sustainable investments



with an environmental objective in economic activities that qualify as environmentally sustainable under the EU Taxonomy



with an environmental objective in economic activities that do not qualify as environmentally sustainable under the EU Taxonomy



with a social objective



It promotes E/S characteristics, but **will not make any sustainable investments**



What environmental and/or social characteristics are promoted by this financial product?

The Fund promotes environmental and/or social characteristics through the Investment Adviser's investment process, which applies an eligibility assessment and a Negative Screening Policy as follows:

Investments in companies that have alignment with the UN Sustainable Development Goals (SDGs): The Investment Adviser seeks to invest in companies whose products and/or services are majority-aligned, or transitioning towards higher positive alignment, with any single or combination of sustainable investment themes focused on global social and environmental challenges as identified by the Investment Adviser. These themes are mapped to the UN SDGs. The Investment Adviser also takes into consideration topics, communities, and groups not specifically referenced in the SDG framework.

Investments subject to the Investment Adviser's Negative Screening Policy:

In addition, the Investment Adviser evaluates and applies ESG and norms-based exclusions to implement a Negative Screening Policy to the Fund's investments at the time of purchase.

For corporate issuers, the Investment Adviser relies on third-party providers who identify an issuer's participation in or the revenue which they derive from activities that are inconsistent with these screens.

For sovereign issuers, the Investment Adviser conducts an eligibility assessment leveraging its proprietary sovereign ESG framework, which covers a range of ESG indicators to evaluate how well a country manages its ESG risk. The Investment Adviser uses its proprietary sovereign ESG framework to assess the ESG and Governance score of a sovereign issuer against predetermined thresholds. In addition, sovereigns that fail certain human rights criteria will be excluded from the eligible universe of the Fund.

There is no reference benchmark designated for the purpose of attaining the environmental and/or social characteristics promoted by the Fund.

¹ This Fund will be named Capital Group Sustainable Global Balanced Fund (LUX) until 13 December 2024.

Sustainability indicators measure how the environmental or social characteristics promoted by the financial product are attained.

What sustainability indicators are used to measure the attainment of each of the environmental or social characteristics promoted by this financial product?

The sustainability indicators used by the Fund to measure the attainment of each of the environmental or social characteristics it promotes are the following:

- Percentage of corporate issuers failing a screen under the Negative Screening Policy,
- Percentage of sovereign issuers failing the Investment Adviser's process for assessing sovereigns,
- Percentage of investments having at least 50% of their revenue aligned with the SDGs, and
- Percentage of investments in companies considered as "Transitioning".

What are the objectives of the sustainable investments that the financial product partially intends to make and how does the sustainable investment contribute to such objectives?

The Investment Adviser commits to maintain at least 40% of the Fund's investments in companies that, in the Investment Adviser's opinion, are addressing social and/or environmental challenges through their current or future products and/or services.

Such companies have products and services that are majority-aligned, or transitioning towards higher positive alignment, with any single or combination of sustainable investment themes focused on global social and environmental challenges as identified by the Investment Adviser. These themes map to the United Nations Sustainable Development Goals ("SDGs"). The Investment Adviser also takes into consideration topics, communities, and groups not specifically referenced in the SDG framework. Therefore, investments could be made in companies addressing needs such as but not limited to: (i) energy transition, (ii) health & well-being, (iii) sustainable cities & communities, (iv) responsible consumption, (v) clean water & sanitation, (vi) education & information access, and (vii) financial inclusion.

The sustainable investments that the Fund intends to make are subject to the Investment Adviser's eligibility process for sustainable investments. Sustainable investments are those whose business activities are majority-aligned or transitioning towards higher positive alignment with any one or a combination of the sustainable investment themes as mentioned above, and that (i) do not significant harm any environmental or social objective, as measured in line with the principal adverse impact indicators, (ii) follow good governance practices and (iii) satisfy the Negative Screening Policy.

How do the sustainable investments that the financial product partially intends to make, not cause significant harm to any environmental or social sustainable investment objective?

The sustainable investments that the Fund partially intends to make shall not cause any significant harm to any environmental or social sustainable investment objectives. As such the Investment Adviser considers the mandatory Principle Adverse Impacts (PAIs) as set out in Table 1 of Annex I of Commission Delegated Regulation (EU) 2022/1288 for corporate investments, as well as other ESG risks and controversies that the Investment Adviser considers potentially material as outlined in the sector-level Standards described below, such as data privacy or censorship issues. Companies deemed by the Investment Adviser to be causing significant harm, based on the PAIs, are not considered sustainable investments.

How have the indicators for adverse impacts on sustainability factors been taken into account?

As mentioned above, the Investment Adviser considers all mandatory PAIs.

The Investment Adviser considers several PAIs within its Negative Screening Policy. In particular, the Negative Screening Policy addresses the Principal Adverse Impact 4 on exposure to companies active in the fossil fuel sector, Principal Adverse Impact 10 on United Nations Global Compact violators and Principal Adverse Impact 14 on controversial weapons.

Beyond the screening process, with respect to the remaining mandatory PAIs:

1. where the Investment Adviser considers sufficient and reliable quantitative data is available across the investment universe, the Investment Adviser uses third-party data and prescribed thresholds to determine whether the adverse impact associated with the issuer's activities is potentially significant based on the issuer's relative ranking (on the specific adverse impact) to the overall investment universe and/or peer group; or
2. where data availability or quality is not sufficient across the investment universe to enable a quantitative analysis, the Investment Adviser assess significant harm on a qualitative basis, for example using proxies. The Investment Adviser's assessment will also include an overall qualitative assessment of how ESG risks are being managed.

Principal adverse impacts are the most significant negative impacts of investment decisions on sustainability factors relating to environmental, social and employee matters, respect for human rights, anti-corruption and anti-bribery matters.

Where third party data or the Investment Adviser's assessment indicates that an issuer is potentially doing significant harm based on a PAI threshold, the Investment Adviser will do additional due diligence to better understand and assess negative impacts indicated by third party or proprietary data. If the Investment Adviser concludes that the issuer is not causing significant harm based on its analysis, it may proceed with the investment and the rationale for that decision will then be documented. For example, the Investment Adviser may conclude an issuer is not causing significant harm if (i) the Investment Adviser has reason to believe that third-party data is inaccurate and the Investment Adviser's own research demonstrates that the issuer is not causing significant harm; or (ii) the issuer is taking steps to mitigate or remediate that harm through the adoption of timebound targets and there are meaningful signs of improvement and positive change.

— — — *How are the sustainable investments aligned with the OECD Guidelines for Multinational Enterprises and the UN Guiding Principles on Business and Human Rights? Details:*

The sustainable investments are aligned with the OECD Guidelines for Multinational Enterprises and the UN Guiding Principles on Business and Human Rights as follows:

The Investment Adviser reviews issuers involved in significant ESG controversies, with a focus on those that may conflict with existing global standards, including guidelines from the United Nations Global Compact and the Organisation for Economic Co-operation and Development (OECD). In accordance with the Negative Screening Policy applied to the Fund, the Investment Adviser will exclude companies violating the UN Global Compact principles. Although other incidents will not automatically result in exclusion from the Fund, the Investment Adviser ensures that appropriate action to remediate the concerns are taken.

The EU Taxonomy sets out a "do not significant harm" principle by which Taxonomy-aligned investments should not significantly harm EU Taxonomy objectives and is accompanied by specific EU criteria.

The "do no significant harm" principle applies only to those investments underlying the financial product that take into account the EU criteria for environmentally sustainable economic activities. The investments underlying the remaining portion of this financial product do not take into account the EU criteria for environmentally sustainable economic activities.

Any other sustainable investments must also not significantly harm any environmental or social objectives.



Does this financial product consider principal adverse impacts on sustainability factors?



Yes



No

The Fund's sustainable investments are assessed against each of the mandatory PAIs as described above. Further information on how the financial product did consider PAIs on sustainability factors will be available in the Company's annual report.



What investment strategy does this financial product follow?

The investment strategy guides investment decisions based on factors such as investment objectives and risk tolerance.

The Investment Adviser applies the investment strategy to attain the environmental and/or social characteristics promoted and the sustainable investment objective as follows:

Investments in companies that have alignment with the UN Sustainable Development Goals (SDGs): The Fund invests in companies whose products and services are majority-aligned, or transitioning towards higher positive alignment, with any single or combination of sustainable investment themes focused on global social and environmental challenges as identified by the Investment Adviser. These themes map to the United Nations Sustainable Development Goals (“SDGs”). The Investment Adviser also takes into consideration topics, communities, and groups not specifically referenced in the SDG framework.

To identify such companies, the Investment Adviser performs an eligibility assessment that relies on bottom-up proprietary research conducted by the Investment Adviser’s investment and ESG teams. This eligibility assessment is underpinned by the Investment Adviser’s sector-level “Characteristics” and “Standards”:

- Characteristics: focus on whether products and services contribute to the SDGs; and
- Standards: focus on management of material ESG risks and good governance.

The Fund invests in ‘Aligned’ companies that currently have at least half of their business aligned, as well as ‘Transitioning’ companies that the Investment Adviser believes are actively transitioning their business to higher positive alignment with material near-to-medium term change expected. If a company is determined to be aligned or transitioning and purchased in the Fund, but fails to meet the aligned or transitioning requirements thereafter, such company would no longer be considered a sustainable investment anymore and would generally be sold within six months from the date of such determination, subject to the best interests of investors in the Fund.

Investments subject to the Investment Adviser’s Negative Screening Policy: In addition, the Investment Adviser evaluates and applies ESG and norms-based exclusions to implement a Negative Screening Policy to the Fund’s investments at the time of purchase. The Investment Adviser identifies certain issuers or groups of issuers that it excludes from the portfolio to promote the environmental or social characteristics supported by the Fund.

To support this screening on corporate issuers, the Investment Adviser relies on third party provider(s) who identify an issuer’s participation in or the revenue which they derive from activities that are inconsistent with the ESG and norms-based screens. In this way, third party provider data is used to support the application of ESG and norms-based screening by the Investment Adviser. In the event that exclusions cannot be verified through third-party providers or if the Investment Adviser believes that data and/or assessment is incomplete or inaccurate, the Investment Adviser reserves the right to identify business involvement activities through its own assessment (including by using other third-party data sources). If an eligible corporate issuer held in a Fund subsequently fails a screen, the issuer will not contribute towards the environmental and/or social characteristics of the Fund and will generally be sold within six months from the date of such determination, subject to the best interests of investors in the Fund.

For sovereign issuers, the Investment Adviser conducts an eligibility assessment leveraging its proprietary sovereign ESG framework, which covers a range of ESG indicators to evaluate how well a country manages its ESG risk. To be eligible for investment, sovereigns must fulfil the following criteria: (i) score above pre-determined thresholds for their proprietary ESG score on both an absolute and GNI-adjusted basis; and (ii) score above pre-determined thresholds on the governance indicator input of their proprietary ESG score on both an absolute and GNI-adjusted basis. In addition, sovereigns that fail certain human rights criteria will be excluded from the eligible universe of the Fund. If the Investment Adviser believes that the third-party data and/or assessment is incomplete or inaccurate, the Investment Adviser reserves the right to identify exclusions for sovereign issuers through its own assessment. The Investment Adviser also periodically reviews sovereign issuers and if a previously eligible sovereign issuer held in the Fund becomes ineligible, the sovereign issuer will not contribute towards the environmental and/or social characteristics of the Fund and the sovereign issuer will generally be sold within six months from the date of such determination, subject to the best interests of investors in the Fund (save that if the Investment Adviser believes that a score is below a pre-defined threshold for a temporary or a transitory reason, the Investment Adviser may, from time to time, exercise its discretion to keep holding or purchase securities issued by the sovereign issuer).

What are the binding elements of the investment strategy used to select the investments to attain each of the environmental or social characteristics promoted by this financial product?

The binding elements of the investment strategy used to attain its environmental and social characteristics are:

Sustainable investments. The Fund commits to making a minimum allocation to sustainable investments as set out above. The objectives of the sustainable investments are to make a positive contribution to environmental objectives and/or social objectives.

Negative Screening Policy. The Investment Adviser identifies certain issuers or groups of issuers that will be excluded from the portfolio to promote the environmental and/or social characteristics supported by the Fund as set out in the Negative Screening Policy.

What is the committed minimum rate to reduce the scope of the investments considered prior to the application of that investment strategy?

Not applicable.

What is the policy to assess good governance practices of the investee companies?

Good governance practices include sound management structures, employee relations, remuneration of staff and tax compliance.

When assessing good governance practices, the Investment Adviser will, as a minimum, have regard to matters it sees relevant to the four prescribed pillars of good governance (i.e., sound management structures, employee relations, remuneration of staff and tax compliance). As described above, the Investment Adviser applies a Negative Screening Policy to the Fund. As part of this, the Investment Adviser excludes companies that, based on available third-party data, are viewed to be in violation of the principles of the UNGC, which include Principle 10 (anti-corruption) and Principle 3 (employee relations).

In addition, the Investment Adviser assesses the quality of corporate governance practices of companies as part of its eligibility assessment when examining ESG risks, and as part of its ESG integration process more broadly. The Investment Adviser's fundamental analysis covers a range of governance metrics including among others audit practices, board composition and executive compensation. The Investment Adviser engages in regular dialogue with companies on corporate governance issues and exercises its proxy voting rights for the entities in which the Fund invests.

If a previously eligible company held in a Fund subsequently fails the Investment Adviser's assessment of good governance practices, such company would no longer be considered a sustainable investment and would generally be sold within six months from the date of such determination, subject to the best interests of investors in the Fund.

Capital Group's ESG Policy Statement provides additional detail on the Investment Adviser's ESG integration approach and processes, including proxy voting procedures and principles, as well as views on specific ESG issues, including ethical conduct, disclosures and corporate governance. Information on the Investment Adviser's corporate governance principles can be found in its Proxy Voting Procedures and Principles.

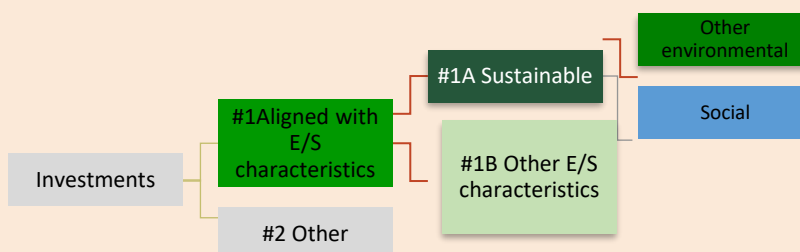


What is the asset allocation planned for this financial product?

Asset allocation describes the share of investments in specific assets.

Taxonomy-aligned activities are expressed as a share of:

- **turnover** reflecting the share of revenue from green activities of investee companies.
- **capital expenditure** (CapEx) showing the green investments made by investee companies, e.g. for a transition to a green economy.
- **operational expenditure** (OpEx) reflecting green operational activities of investee companies.



#1 Aligned with E/S characteristics includes the investments of the financial product used to attain the environmental or social characteristics promoted by the financial product.

#2 Other includes the remaining investments of the financial product which are neither aligned with the environmental or social characteristics, nor are qualified as sustainable investments.

The category **#1 Aligned with E/S characteristics** covers:

- The sub-category **#1A Sustainable** covers sustainable investments with environmental or social objectives.
- The sub-category **#1B Other E/S characteristics** covers investments aligned with the environmental or social characteristics that do not qualify as sustainable investments.

At least 90% of the Fund's investments are in category “#1 Aligned with E/S characteristics” and so are used to attain the environmental or social characteristics promoted by the Fund. Such investments are those that are designated as eligible as “aligned” or “transitioning” companies and that pass the Investment Adviser's binding Negative Screening Policy.

A maximum of 10% of the Fund's investments including investments non-aligned with the E/S characteristics promoted and/or derivatives are in category “#2 Other”.

Within the 90%, the Fund will have a minimum proportion of 40% of the portfolio in sub-category “#1A Sustainable”, being sustainable investments with an environmental or social objective in economic activities that do not qualify as environmentally sustainable under the EU Taxonomy. These are investments that have passed the Investment Adviser's sustainable investment assessment (alignment and screening, good governance and do no significant harm). The remainder

of the portfolio will be in category “#1B Other E/S characteristics”, being issuers that do not pass the Investment Adviser’s assessment of sustainable investment.

Cash and/or cash equivalents are excluded from the asset allocation above. Cash and cash-equivalents may be held for liquidity purposes to support the Fund’s overall investment objective.

● **How does the use of derivatives attain the environmental or social characteristics promoted by the financial product?**

The Fund will not use derivatives to attain the environmental or social characteristics it promotes.



To what minimum extent are sustainable investments with an environmental objective aligned with the EU Taxonomy?

While this Fund promotes environmental characteristics within the meaning of Article 8 of the SFDR, its commitment to make environmentally sustainable investments within the meaning of the Taxonomy Regulation is set at 0% (including in transitional and enabling activities).

● **Does the financial product invest in fossil gas and/or nuclear energy related activities that comply with the EU Taxonomy¹?**

Yes:



In fossil gas



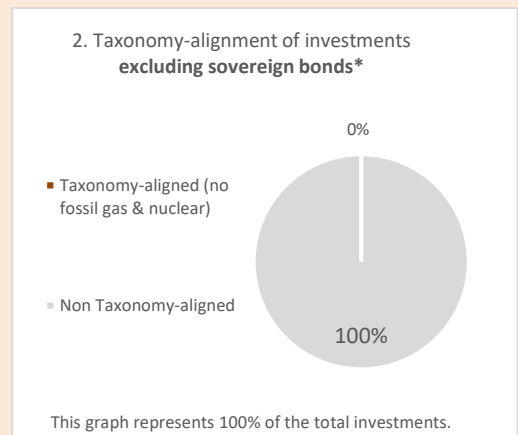
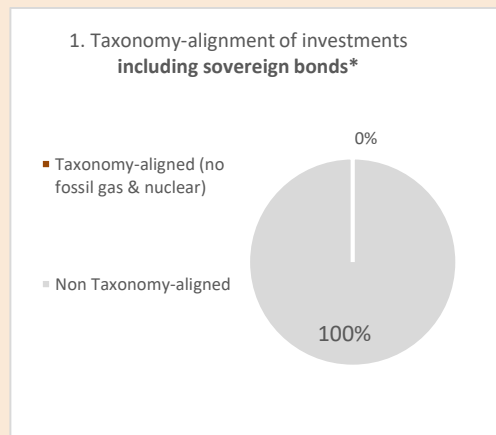
In nuclear energy



No

To comply with the EU Taxonomy, the criteria for **fossil gas** include limitations on emissions and switching to renewable power or low-carbon fuels by the end of 2035. For **nuclear energy**, the criteria include comprehensive safety and waste management rules. **Enabling activities** directly enable other activities to make a substantial contribution to an environmental objective. **Transitional activities** are activities for which low-carbon alternatives are not yet available and among others have greenhouse gas emission levels corresponding to the best performance.

The two graphs below show in green the minimum percentage of investments that are aligned with the EU Taxonomy. As there is no appropriate methodology to determine the Taxonomy-alignment of sovereign bonds*, the first graph shows the Taxonomy alignment in relation to all the investments of the financial product including sovereign bonds, while the second graph shows the Taxonomy alignment only in relation to the investments of the financial product other than sovereign bonds.



* For the purpose of these graphs, ‘sovereign bonds’ consist of all sovereign exposures.

● **What is the minimum share of investments in transitional and enabling activities?**

0%. This Fund does not commit on a minimum share of investments in transitional and enabling activities.



are sustainable investments with an environmental objective that **do not take into account the criteria** for environmentally sustainable economic activities under the EU Taxonomy.



What is the minimum share of sustainable investments with an environmental objective that are not aligned with the EU Taxonomy?

Although the Fund commits to invest at least 40% in sustainable investment on an aggregate basis the Fund does not commit specifically to any minimum investment in sustainable investments with an environmental objective.

¹ Fossil gas and/or nuclear related activities will only comply with the EU Taxonomy where they contribute to limiting climate change (“climate change mitigation”) and do not significantly harm any EU Taxonomy objective – see explanatory note in the left hand margin. The full criteria for fossil gas and nuclear energy economic activities that comply with the EU Taxonomy are laid down in Commission Delegated Regulation (EU) 2022/1214.



What is the minimum share of socially sustainable investments?

Although the Fund commits to invest at least 40% in sustainable investment on an aggregate basis the Fund does not commit specifically to any minimum investment in sustainable investments with a social objective.



What investments are included under “#2 Other”, what is their purpose and are there any minimum environmental or social safeguards?

The investments included under “#2 Other” are investments (including derivatives), which are neither aligned with the environmental or social characteristics, nor are qualified as sustainable investments, but are used to attain the investment objective of the Fund. There are no minimum environmental or social safeguards applicable to these investments.



Reference benchmarks are indexes to measure whether the financial product attains the environmental or social characteristics that they promote.

Is a specific index designated as a reference benchmark to determine whether this financial product is aligned with the environmental and/or social characteristics that it promotes?

No, there is no specific index designated as a reference benchmark to determine whether this Fund is aligned with the environmental and/or social characteristics that it promotes.



Where can I find more product specific information online?

More product-specific information can be found on the website: <https://www.capitalgroup.com/individual-investors/lu/en/investments/fund-centre.CGFGBAL.html>

More information can also be found in Capital Group's ESG Policy Statement and Capital Group's proxy voting procedures and principles. These documents can be found on:

https://www.capitalgroup.com/content/dam/cgc/shared-content/documents/policies/02_CR_ESG_Global_Proxy_Policy_FINAL_March_2022.pdf

[https://www.capitalgroup.com/content/dam/cgc/tenants/eacg/esg/files/esg-policy-statement\(en\).pdf](https://www.capitalgroup.com/content/dam/cgc/tenants/eacg/esg/files/esg-policy-statement(en).pdf)

Capital Group American Balanced Fund (LUX)

Launch Date	27 July 2021
Investment Objective	The Fund seeks the balanced accomplishment of three objectives: conservation of capital, current income and long-term growth of capital and income. The Fund uses a balanced approach to invest in a broad range of securities primarily domiciled in the United States, including common stocks and Investment Grade Bonds.
Profile of the typical investor	The Fund is actively managed and particularly suitable for investors seeking long-term total returns from diversified investments in Equities and Bonds, including in particular securities of issuers domiciled in the United States.
Eligible Investment Countries	The USA and any other country
Specific Investment Guidelines and Restrictions	<ol style="list-style-type: none"> 1. In general, the Fund will seek to invest at least 50% of its total net assets in Equities. 2. In general, the Fund will seek to invest at least 25% of its total net assets in debt securities (including money market instruments) generally rated Baa3 or better or BBB- or better by NRSROs designated by the Fund's Investment Adviser, or in unrated securities determined by the Investment Adviser to be of equivalent quality. The Fund currently intends to look to the ratings from Moody's Investors Service, Standard & Poor's Ratings Services and Fitch Ratings. If rating agencies differ, securities will be considered to have received the highest of these ratings, consistent with the Fund's investment policies. 3. The Fund may invest in ABS/MBS which will not exceed 20% of the net assets of the Fund. 4. The Fund may use financial derivative instruments for investment purposes, hedging and/or efficient portfolio management. Instruments permitted are interest rate swaps, CDXs, CDS, forward contracts, FX options, futures and options on futures as described in more detail in the main part of the Prospectus under the "Risk Warnings" section and in Annex 1. 5. Up to 5% of the total net assets of the Fund may be subject to Total Return Swaps. Please read the "Risk Warnings" section for more details of the relevant risk factors involved. 6. The Fund may invest up to 20% of its assets in securities of issuers domiciled outside the United States which may include up to 5% in Emerging Markets. In determining the domicile of an issuer, the Fund's Investment Adviser will generally look to the domicile determination of a leading provider of global indexes, such as Morgan Stanley Capital International. However, the Investment Adviser in its discretion also may take into account such factors as where the issuer's securities are listed and where the issuer is legally organized, maintains principal corporate offices, conducts its principal operations, generates revenues and/or has credit risk exposure. 7. The Fund may invest, either directly via the Shanghai-Hong Kong Stock Connect and Shenzhen-Hong Kong Stock Connect and/or indirectly such as by way of access warrants and/or other access products, up to 5% of the net assets of the Fund into China A-Shares. 8. The Fund may invest on the China Interbank Bond Market up to 5% of the net assets of the Fund, either directly or via Bond Connect. 9. In order to achieve its investment objective, the Fund may enter into securities lending transactions by lending securities of its portfolio to brokers, dealers and other institutions that provide cash in USD, EUR or JPY currency or US Treasury securities as collateral in an amount at least equal to the value of the securities loaned. No more than 15% of the net assets of the Fund will be used for lending securities. The level of exposure to securities lending is generally expected to be less than 5% of the net assets of the Fund. Please read the "Risk Warnings" section for more details of the relevant risk factors involved as well as Annex 1. 10. In order to achieve its investment goals, for treasury purposes and/or in case of unfavourable market conditions, the Fund may also invest in deposits with credit institutions, money market instruments and units of money market funds within the meaning of the investment restrictions set out in Annex 1.
Specific Risks	Equities, Bonds, OTC Markets, derivative instruments, ABS/MBS, Shanghai-Hong Kong Stock Connect and Shenzhen-Hong Kong Stock Connect, China Interbank Bond Market, Bond Connect, securities lending, Sustainability Risks. Further details of general and specific risks can be found under "Risk Warnings" section and in Annex 1.
Investment Adviser	CRMC. CRMC may manage other funds and accounts with similar names, investment objectives and strategies (collectively, "portfolios"). The investment results of such portfolios may vary depending on a number of factors, including, but not limited to, fees and expenses, portfolio size, transaction costs, cash flows, currencies, securities pricing time, taxes, and portfolio holdings and any applicable investment limitations. Policies and procedures have been designed to ensure that portfolios with similar names, objectives and strategies are each treated fairly, including the allocation of securities transactions.
Base Currency	USD
Valuation Date	Each Business Day, other than days (as determined by the Board or the Management Company at their discretion) on which any market(s) representing a meaningful portion of the Fund's portfolio is closed. For the purpose of this paragraph, the market to be considered is the market where the relevant instrument is traded. (A list of such dates is available on capitalgroup.com/international)
Calculation method of the risk exposure	The methodology used in order to calculate the global exposure resulting from the use of financial derivative instruments is the commitment approach in accordance with the CSSF Circular 11/512.
Hedged Equivalent Classes	The Fund will aim at hedging, with a reasonable margin of tolerance, the main currency exposure of the Fund back into the currency referred to in the relevant Class's designation. It is expected that the resulting effective hedge ratio (i.e. the percentage exposure in the currency of the hedged share class) will typically be 100%. The list of available Hedged Equivalent Classes can be found online on the Management Company's webpage at capitalgroup.com/international
Cut-Off Time	1:00pm Luxembourg time on every Valuation Date

Fiscal year-end	31 December in each year	
Fees and charges¹	Until 31 December 2024:	
	Fund Administration Fee ²	0.15%
	Depository and Custody Fees ³	0.05%
	From 1 January 2025:	
	Annual Administration Charge ⁴	0.25% maximum

Capital Group American Balanced Fund (LUX)

	Minimum Initial Investment and Amount held at any time	Management Fee
Class A4, A7, A9, A11 and Equivalent		
A4	\$10 million or equivalent	0.400%
A7	\$100 million or equivalent	0.290%
A9	\$250 million or equivalent	0.260%
A11	\$500 million or equivalent	0.240%
Class C and Equivalent		
C	None	Charged outside the Company
Class B and Equivalent		
B	None	1.50%
Class N and Equivalent		
N	None	2.15%
Class Z and Equivalent		
Z	None	0.65%
Class P and Equivalent		
P	\$100 million or equivalent	0.60%
Class ZL and Equivalent		
ZL	\$500 million or equivalent	0.525%

¹ Fund Administration, Depository and Custody Fees, which are included in the total expense ratio (TER), which varies by Fund and by Share Class, may be partially allocated to the relevant Share Class by the Management Company. Please see the relevant KID/KIID and the Company's annual report for details.

² Effective rate varies with the total assets of the Fund up to the indicated maximum.

³ Effective rate varies with the total assets of the Fund and with the country breakdown in the Portfolio up to the indicated maximum.

⁴ Please refer to the section Charges, Expenses and Fees for the detail of what is included in the Annual Administration Charge.

Capital Group Emerging Markets Total Opportunities (LUX)

Launch Date	1 February 2008 ¹
Investment Objective	Long-term growth and preservation of capital with lower volatility of returns than Emerging Markets Equities by investing primarily in Investment Grade and High Yield Bonds (both corporates and sovereigns), Equity, hybrid securities and short-term instruments normally listed or traded on other Regulated Markets of issuers in Eligible Investment Countries. Securities of Emerging Markets issuers are defined as those: (1) from issuers in Emerging Markets; (2) primarily traded in Emerging Markets; (3) that are denominated in Emerging Markets currencies; or (4) that are from issuers deemed to be suitable for the Fund because they have or are expected to have significant economic exposure to Emerging Markets (through assets, revenues, or profits). Unlisted securities may also be purchased, subject to the relevant provisions of the "General Investment Guidelines and Restrictions".
Profile of the typical investor	The Fund is actively managed and particularly suitable for investors who are seeking equity-like returns, with a volatility lower than that of a traditional emerging market equity fund.
Eligible Investment Countries	Emerging Markets; countries rated Ba or lower or BB or lower by a nationally recognized statistical rating organization; and countries that are on an International Monetary Fund ("IMF") program, have outstanding liabilities to the IMF, or have exited an IMF program no more than 5 years earlier.
Specific Investment Guidelines and Restrictions	<ol style="list-style-type: none"> 1. The Fund may invest up to 10% of its assets in securities of issuers which are not Emerging Markets Issuers. For the avoidance of doubt and notwithstanding the above 10% limit, the Fund may invest in such issuers' sovereign debt instruments rated AAA by Standard & Poor's or Fitch or Aaa by Moody's in lieu of cash, without being considered as securities of issuers from countries other than Eligible Investment Countries. 2. The Fund may invest in ABS/MBS which will not exceed 10% of the net assets of the Fund. 3. The Fund may invest up to 10% in distressed securities 4. The Fund may use financial derivative instruments for investment purposes, hedging and/or efficient portfolio management. Instruments permitted are interest rate swaps, CDXs, CDS, forward contracts, FX options, futures and options on futures as described in more detail in the main part of the Prospectus under the "Risk Warnings" section and in Annex 1. 5. Up to 5% of the total net assets of the Fund may be subject to Total Return Swaps. Please read the "Risk Warnings" section for more details of the relevant risk factors involved. 6. The Fund may invest in contingent convertible bonds which will not exceed 5% of the net assets of the Fund. 7. The Fund may invest, either directly e.g. via the Shanghai-Hong Kong Stock Connect and Shenzhen-Hong Kong Stock Connect and/or indirectly such as by way of access warrants and/or other access products, into China A-Shares on an ancillary basis. 8. The Fund may invest on the China Interbank Bond Market up to 20% of the net assets of the Fund, either directly or via Bond Connect. 9. In order to achieve its investment objective, the Fund may enter into securities lending transactions by lending securities of its portfolio to brokers, dealers and other institutions that provide cash in USD, EUR or JPY currency or US Treasury securities as collateral in an amount at least equal to the value of the securities loaned. No more than 15% of the net assets of the Fund will be used for lending securities. The level of exposure to securities lending is generally expected to be less than 5% of the net assets of the Fund. Please read the "Risk Warnings" section for more details of the relevant risk factors involved as well as Annex 1. 10. In order to achieve its investment goals, for treasury purposes and/or in case of unfavourable market conditions, the Fund may also invest in deposits with credit institutions, money market instruments and units of money market funds within the meaning of the investment restrictions set out in Annex 1.
Specific Risks	Bonds, Equities, Emerging Markets, derivative instruments, OTC Markets, distressed securities, High Yield Bonds, contingent convertible bonds, Shanghai-Hong Kong Stock Connect and Shenzhen-Hong Kong Stock Connect, China Interbank Bond Market, Bond Connect, securities lending, Sustainability Risks. Further details of general and specific risks can be found under "Risk Warnings" section and in Annex 1.
Investment Adviser	CRMC
Investment Sub-Adviser	CISA
Base Currency	USD
Valuation Date	Each Business Day, other than days (as determined by the Board or the Management Company at their discretion) on which any market(s) representing a meaningful portion of the Fund's portfolio is closed. For the purpose of this paragraph, the market to be considered is the market where the relevant instrument is traded. (A list of such dates is available on capitalgroup.com/international)
Calculation method of the risk exposure	The methodology used in order to calculate the global exposure resulting from the use of financial derivative instruments is the commitment approach in accordance with the CSSF Circular 11/512.
Hedged Equivalent Classes	<p>For SGD and JPY Hedged Classes:</p> <p>The Class will aim at hedging 100% (with a reasonable margin of tolerance) of its total net assets, from USD (regardless of the underlying current exposure of the portfolio to USD) into the currency referred to in the relevant Class's designation.</p> <p>For the other Hedged Classes:</p>

¹ Launch date of Capital Group Emerging Markets Total Opportunities (LUX) in Capital International Portfolios, another Luxembourg UCITS of the as Capital Group.

	The Class will aim at hedging 50% (with a reasonable margin of tolerance) of its total net assets, from USD (regardless of the current exposure of the portfolio to USD) into the currency referred to in the relevant Class's designation. At times, and for exceptional periods, a different ratio may be applied in order for the Class to achieve the objectives of the Fund, but it will be no less than 25% and no more than 75%. The list of available Hedged Equivalent Classes can be found online on the Management Company's webpage at capitalgroup.com/international	
Cut-Off Time	1:00 pm Luxembourg time on every Valuation Date, Subscription Pre-notification Date and Redemption Pre-notification Date	
Subscription Pre-notification Date	For subscription requests above \$50,000,000 or equivalent, three Week Days before the relevant Valuation Date	
Redemption Pre-notification Date	For redemption requests above \$50,000,000 or equivalent, three Week Days before the relevant Valuation Date	
Fiscal year-end	31 December in each year	
Fees and charges²	Until 31 December 2024:	
	Fund Administration Fee ³	0.15% maximum
	Depository and Custody Fees ⁴	0.08% maximum
	From 1 January 2025:	
	Annual Administration Charge ⁵	0.25% maximum

Capital Group Emerging Markets Total Opportunities (LUX)

	Minimum Initial Investment and amount held at any time	Management Fee
Class A7, A9, A13 and Equivalent		
A7	\$10 million or equivalent	0.75%
A9	\$100 million or equivalent	0.60%
A13	\$250 million or equivalent	0.55%
Class C and Equivalent		
C	None	Charged outside the Company
Class B and Equivalent		
B	None	1.75%
Class N and Equivalent		
N	None	2.40%
Class Z and Equivalent		
Z	None	0.875%
Class P and Equivalent		
P	\$100 million or equivalent	0.70%
Class ZL and Equivalent		
ZL	\$500 million or equivalent	0.62%

² Fund Administration, Depository and Custody Fees, which are included in the total expense ratio (TER), which varies by Fund and by Share Class, may be partially allocated to the relevant Share Class by the Management Company. Please see the relevant KID/KIID and the Company's annual report for details.

³ Effective rate varies with the total assets of the Fund up to the indicated maximum.

⁴ Effective rate varies with the total assets of the Fund and with the country breakdown in the Portfolio up to the indicated maximum.

⁵ Please refer to the section Charges, Expenses and Fees for the detail of what is included in the Annual Administration Charge.

Capital Group Global Bond Fund (LUX)

Launch Date	3 April 1998 ¹
Investment Objective	To provide, over the long term, a high level of total return consistent with prudent investment management. The Fund invests worldwide primarily in Investment Grade Bonds of governmental, supranational and corporate issuers and in other fixed income securities including mortgage and asset backed securities, denominated in various currencies. The types of mortgage backed securities in which the Fund may invest are CMBS, CMO, RMBS and TBA contracts. These are usually listed or traded on other Regulated Markets. Unlisted Investment Grade Bonds may also be purchased, subject to the relevant provisions of the "General Investment Guidelines and Restrictions".
Profile of the typical investor	The Fund is actively managed and particularly suitable for investors seeking current income and the potential for higher returns than cash through investment primarily in global Investment Grade Bonds.
Eligible Investment Countries	Any country.
Specific Investment Guidelines and Restrictions	<ol style="list-style-type: none"> 1. High Yield Bonds will not be considered Eligible Assets. If an Investment Grade Bond is downgraded to a High Yield Bond, such bond must be realised within six months from its downgrading, taking account of the interests of Shareholders. In case of split-rated Bonds, the highest credit rating of S&P, Moody's or Fitch will apply. 2. The Fund may invest in MBS/ABS which will not exceed 40% of the net assets of the Fund. The types of MBS in which the Fund may invest are CMBS, CMO, RMBS and TBA contracts. 3. The Fund may use financial derivative instruments for investment purposes, hedging and/or efficient portfolio management. Instruments permitted are interest rate swaps, CDXs, CDS, forward contracts, FX options, futures and options on futures as described in more detail in the main part of the Prospectus under the "Risk Warnings" section and in Annex 1. 4. Up to 10% of the total net assets of the Fund may be subject to Total Return Swaps. Please read the "Risk Warnings" section for more details of the relevant risk factors involved. 5. The Fund may invest on the China Interbank Bond Market up to 20% of the net assets of the Fund, either directly or via Bond Connect. 6. In order to achieve its investment goals, for treasury purposes and/or in case of unfavourable market conditions, the Fund may also invest in deposits with credit institutions, money market instruments and units of money market funds within the meaning of the investment restrictions set out in Annex 1.
Specific Risks	Bonds, Emerging Markets, ABS/MBS, derivative instruments, OTC Markets, China Interbank Bond Market, Bond Connect, Sustainability Risks. Further details of general and specific risks can be found under "Risk Warnings" section and in Annex 1.
Investment Adviser	CRMC
Investment Sub-Adviser	CISA
Base Currency	USD
Valuation Date	Each Business Day, other than days (as determined by the Board or the Management Company at their discretion) on which any market(s) representing a meaningful portion of the Fund's portfolio is closed. For the purpose of this paragraph, the market to be considered is the market where the relevant instrument is traded. (A list of such dates is available on capitalgroup.com/international)
Calculation method of the risk exposure	<p>Relative VaR approach using Bloomberg Global Aggregate Bond Total Return index as the appropriate reference portfolio.</p> <p>The Fund is actively managed. The Company has full discretion over the composition of the Fund's portfolio, subject to the relevant investment objective, guidelines and restrictions, which do not provide for index-tracking objectives.</p> <p>The use of the above index is in relation to the calculation of the Relative VaR. Though the majority of the holdings of the Fund (excluding derivatives) are likely to be components of the index, the Investment Adviser is not bound by the components or weighting of the index when selecting investments and may invest in securities not included in the index. The degree to which the Fund may resemble the composition and risk characteristics of the index will vary over time and its performance may be meaningfully different.</p> <p>Further information on Relative VaR can be found in Annex 1 under "Risk management and monitoring of financial derivatives instruments", and further details on the application of the VaR methodology and information about the Fund's risk management process are available upon request from the Management Company.</p>
Expected level of leverage	<p>200%</p> <p>The Fund's level of leverage is expected to be 200% of the net assets of the Fund, as calculated using the sum of the notional, not taking into account any netting of the derivatives and hedging arrangements that the Fund has in place at any time. Under certain circumstances (e.g. very low market volatility), the actual Fund's level of leverage may increase from time to time to higher levels.</p> <p>The Fund's expected level of leverage is not a regulatory limit on the Fund and there may be no action whether the actual leverage is higher or lower than the disclosed expected level of leverage.</p>
Hedged Equivalent Classes	In order to preserve the active currency decisions in the Fund's Portfolio, the Fund will aim at hedging with a reasonable margin of tolerance the main currency exposures of the Fund's investment universe (represented by a relevant representative index) back into the currency referred to in the relevant Class's designation. It is expected that the resulting effective hedge ratio (i.e. the percentage exposure in the currency of the hedged share class) will typically be in the range of 80% to 100%. The list of available Hedged Equivalent Classes can be found online on the Management Company's webpage at capitalgroup.com/international

¹ Launch date of Capital International Global Bond Fund, which merged into CIF Global Bond Fund on 6 September 2002.

Cut-Off Time	1:00pm Luxembourg time on every Valuation Date	
Fiscal year-end	31 December in each year	
Fees and charges²	Until 31 December 2024:	
	Fund Administration Fee ³	0.15% maximum
	Depositary and Custody Fees ⁴	0.06% maximum
	From 1 January 2025:	
	Annual Administration Charge ⁵	0.25% maximum

Capital Group Global Bond Fund (LUX)

	Minimum Initial Investment and Amount held at any time	Management Fee
Class A4, A7, A9, A11 and Equivalent		
A4	\$10 million or equivalent	0.300%
A7	\$100 million or equivalent	0.250%
A9	\$250 million or equivalent	0.220%
A11	\$500 million or equivalent	0.200%
Class C and Equivalent		
C	None	Charged outside the Company
Class B and Equivalent		
B	None	1.00%
Class N and Equivalent		
N	None	1.50%
Class Z and Equivalent		
Z	None	0.50%
Class P and Equivalent		
P	\$100 million or equivalent	0.40%
Class ZL and Equivalent		
ZL	\$500 million or equivalent	0.35%

² Fund Administration, Depositary and Custody Fees, which are included in the total expense ratio (TER), which varies by Fund and by Share Class, may be partially allocated to the relevant Share Class by the Management Company. Please see the relevant KID/KIID and the Company's annual report for details.

³ Effective rate varies with the total assets of the Fund up to the indicated maximum.

⁴ Effective rate varies with the total assets of the Fund and with the country breakdown in the Portfolio up to the indicated maximum.

⁵ Please refer to the section Charges, Expenses and Fees for the detail of what is included in the Annual Administration Charge.

Capital Group Global Intermediate Bond Fund (LUX)

Launch Date	13 October 2016
Investment Objective	To preserve capital and provide income consistent with prudent investment management. The Fund aims to hold high-quality global bonds in a portfolio with an average maturity of between three and seven years. The Fund invests worldwide primarily in Bonds of governmental, supranational and corporate issuers and in other fixed income securities including mortgage and asset backed securities, denominated in various currencies. These Bonds will be Investment Grade at the time of purchase. The types of mortgage backed securities in which the Fund may invest are CMBS, CMO, RMBS and TBA contracts. These are usually listed or traded on other Regulated Markets. Unlisted Investment Grade Bonds may also be purchased, subject to the relevant provisions of the "General Investment Guidelines and Restrictions".
Profile of the typical investor	The Fund is actively managed and particularly suitable for investors seeking current income with the potential for higher returns than cash, through investment primarily in global Investment Grade Bonds of moderate duration.
Eligible Investment Countries	Any country.
Specific Investment Guidelines and Restrictions	<ol style="list-style-type: none"> Investment in Bonds will be limited to Investment Grade Bonds. Securities that fail to maintain an Investment Grade rating from at least one rating agency (or which are no longer deemed Investment Grade by the Investment Adviser) must be sold within six months, taking into account the interests of Shareholders. In case of split-rated Bonds, the highest credit rating of S&P, Moody's or Fitch will apply. The Fund may use financial derivative instruments for investment purposes, hedging and/or efficient portfolio management. Instruments permitted are interest rate swaps, CDXs, CDS, forward contracts, FX options, futures and options on futures as described in more detail in the main part of the Prospectus under the "Risk Warnings" section and in Annex 1. Up to 10% of the total net assets of the Fund may be subject to Total Return Swaps. Please read the "Risk Warnings" section for more details of the relevant risk factors involved. The Fund may invest in ABS/MBS which will not exceed 40% of the net assets of the Fund. The types of MBS in which the Fund may invest are CMBS, CMO, RMBS and TBA contracts. The Fund may invest on the China Interbank Bond Market up to 20% of the net assets of the Fund, either directly or via Bond Connect. In order to achieve its investment goals, for treasury purposes and/or in case of unfavourable market conditions, the Fund may also invest in deposits with credit institutions, money market instruments and units of money market funds within the meaning of the investment restrictions set out in Annex 1.
Specific Risks	Bonds, Emerging Markets, derivative instruments, OTC Markets, ABS/MBS, China Interbank Bond Market, Bond Connect, Sustainability Risks. Further details of general and specific risks can be found under "Risk Warnings" section and in Annex 1.
Investment Adviser	CRMC
Investment Sub-Adviser	CISA
Base Currency	USD
Valuation Date	Each Business Day, other than days (as determined by the Board or the Management Company at their discretion) on which any market(s) representing a meaningful portion of the Fund's portfolio is closed. For the purpose of this paragraph, the market to be considered is the market where the relevant instrument is traded. (A list of such dates is available on capitalgroup.com/international)
Calculation method of the risk exposure	<p>Relative VaR approach using Bloomberg Global Aggregate 1-7 Years Custom hedged to USD Total Return index as the appropriate reference portfolio.</p> <p>The Fund is actively managed. The Company has full discretion over the composition of the Fund's portfolio, subject to the relevant investment objective, guidelines and restrictions, which do not provide for index-tracking objectives.</p> <p>The use of the above index is in relation to the calculation of the Relative VaR. Though the majority of the holdings of the Fund (excluding derivatives) are likely to be components of the index, the Investment Adviser is not bound by the components or weighting of the index when selecting investments and may invest in securities not included in the index. The degree to which the Fund may resemble the composition and risk characteristics of the index will vary over time and its performance may be meaningfully different.</p> <p>Further information on Relative VaR can be found in Annex 1 under "Risk management and monitoring of financial derivatives instruments", and further details on the application of the VaR methodology and information about the Fund's risk management process are available upon request from the Management Company.</p>
Expected level of leverage	<p>250%</p> <p>The Fund's level of leverage is expected to be 250% of the net assets of the Fund, as calculated using the sum of the notionals, not taking into account any netting of the derivatives and hedging arrangements that the Fund has in place at any time. Under certain circumstances (e.g. very low market volatility), the actual Fund's level of leverage may increase from time to time to higher levels.</p> <p>The Fund's expected level of leverage is not a regulatory limit on the Fund and there may be no action whether the actual leverage is higher or lower than the disclosed expected level of leverage.</p>
Hedged Equivalent Classes	The Fund will aim at hedging 100% (with a reasonable margin of tolerance) of its total net assets, from USD (regardless of the underlying current exposure of the portfolio to USD) into the currency referred to in the relevant Class's designation. The list of available Hedged Equivalent Classes can be found online on the Management Company's webpage at capitalgroup.com/international .

Cut-Off Time	1:00pm Luxembourg time on every Valuation Date	
Fiscal year-end	31 December in each year	
Fees and charges¹	Until 31 December 2024:	
	Fund Administration Fee ²	0.15% maximum
	Depositary and Custody Fees ³	0.06% maximum
	From 1 January 2025:	
	Annual Administration Charge ⁴	0.25% maximum

Capital Group Global Intermediate Bond Fund (LUX)

	Minimum Initial Investment and Amount held at any time	Management Fee
Class A4, A7, A9, A11 and Equivalent		
A4	\$10 million or equivalent	0.300%
A7	\$100 million or equivalent	0.250%
A9	\$250 million or equivalent	0.220%
A11	\$500 million or equivalent	0.200%
Class C and Equivalent		
C	None	Charged outside the Company
Class B and Equivalent		
B	None	1.00%
Class N and Equivalent		
N	None	1.50%
Class Z and Equivalent		
Z	None	0.50%
Class P and Equivalent		
P	\$100 million or equivalent	0.40%
Class ZL and Equivalent		
ZL	\$500 million or equivalent	0.35%

¹ Fund Administration, Depositary and Custody Fees, which are included in the total expense ratio (TER), which varies by Fund and by Share Class, may be partially allocated to the relevant Share Class by the Management Company. Please see the relevant KID/KIID and the Company's annual report for details.

² Effective rate varies with the total assets of the Fund up to the indicated maximum.

³ Effective rate varies with the total assets of the Fund and with the country breakdown in the Portfolio up to the indicated maximum.

⁴ Please refer to the section Charges, Expenses and Fees for the detail of what is included in the Annual Administration Charge.

Capital Group Global Total Return Bond Fund (LUX)

Launch Date	17 September 2020
Investment Objective	<p>The Fund's investment objective is to maximise total return over the long term. The Fund invests worldwide primarily in Investment Grade Bonds. The Fund also invests in High Yield Bonds and in other fixed income securities including mortgage- and asset-backed securities. These Bonds will be Bonds of governmental, supranational and corporate issuers denominated in various currencies. The types of mortgage backed securities in which the Fund may invest are Commercial Mortgage-Backed Securities ("CMBS"), Collateralised Mortgage Obligations ("CMO"), Residential Mortgage-Backed Securities ("RMBS") and To Be Announced Securities ("TBA") contracts. The types of asset backed securities in which the Fund may invest include securities backed by loans, leases or receivables, Collateralised Debt Obligations ("CDO") and Collateralised Loan Obligations ("CLO").</p> <p>The proportion of securities held by the Fund within each of the credit sectors will vary with market conditions and the Investment Adviser's assessment of their relative attractiveness as investment opportunities. These are usually listed or traded on other Regulated Markets. Unlisted Bonds may also be purchased, subject to the relevant provisions of the "General Investment Guidelines and Restrictions".</p> <p>The Fund may use financial derivative instruments for investment purposes, hedging and/or efficient portfolio management.</p>
Profile of the typical investor	The Fund is actively managed and particularly suitable for investors seeking to maximize total return through investment primarily in global Investment Grade Bonds and comfortable with volatility commensurate with a broad global Investment Grade Bond exposure. The Fund also invests in High Yield Bonds and in other fixed income securities including mortgage- and asset-backed securities.
Eligible Investment Countries	Any country
Specific Investment Guidelines and Restrictions	<ol style="list-style-type: none"> The Fund will seek to invest at least 50% of its total net assets in Investment Grade Bonds directly or through the use of financial derivative instruments. In case of split-rated Bonds, the highest credit rating of S&P, Moody's or Fitch will apply. The Fund may hold distressed securities (which the Investment Adviser(s) define(s) as having a credit rating lower than CCC- by Standard & Poor's or equivalent), as a result of a rating downgrade. Distressed securities shall not exceed 10% in total of the net assets of the Fund. If a security satisfies the Fund's credit rating criteria at the time of purchase and subsequently is downgraded to a rating which would result in the security being classified as a "distressed security", the Investment Adviser(s) will consider what action is in the best interest of the Fund, its Shareholders and in line with the relevant Fund investment objective and the Fund will not be required to dispose of such security. The Fund may invest in ABS/MBS which will not exceed 40% of the net assets of the Fund. Such securities often involve risks that are different from or more acute than the risks associated with investing in other types of debt securities such as government issued bonds. MBS and ABS are typically composed of multiple tranches, usually spanning from the equity tranche, which represents the highest risk, to the senior tranche, which represents the lowest risk. The performance of each tranche is determined by the performance of the underlying assets which may include loans, leases or receivables. The Fund will only invest in the senior and mezzanine tranches. The types of MBS in which the Fund may invest are CMBS, CMO, RMBS and TBA contracts. The Fund will generally invest in Investment Grade MBS, such as commercial and residential mortgage securities issued typically by US government agencies and government sponsored entities, as well as by private entities. The types of ABS in which the Fund may invest include securities backed by loans, leases or receivables, CDO and CLO. CDO and CLO together will not exceed 10% of the net assets of the Fund. The Fund will generally invest in Investment Grade ABS, with underlying assets such as credit card receivables and consumer loans, typically issued by financial institutions. The percentages of ABS/MBS and distressed securities may in total account for up to 50% of the net assets of the Fund. The proportion of securities may vary depending on market conditions which fluctuate, sometimes rapidly or unpredictably, due to various factors, including events or conditions affecting the general economy or particular industries; overall market changes; local, regional or global political, social or economic instability; governmental, governmental agency or central bank responses to economic conditions; and currency exchange rate, interest rate and commodity price fluctuations as well as the Investment Adviser's assessment of their relative attractiveness as investment opportunities. The Fund may use, whether for investment purposes, hedging and/or efficient portfolio management, certain type of derivatives including interest rate swaps, CDXs, CDS, forward contracts, FX options, futures and options on futures as described in more detail in the main part of the Prospectus under the "Risk Warnings" section and in Annex 1. Up to 10% of the total net assets of the Fund may be subject to Total Return Swaps. Please read the "Risk Warnings" section for more details of the relevant risk factors involved. The Fund may invest up to 10% in Equity and contingent convertible bonds. The Fund may invest on the China Interbank Bond Market up to 20% of the net assets of the Fund, either directly or via Bond Connect. In order to achieve its investment goals, for treasury purposes and/or in case of unfavourable market conditions, the Fund may also invest in deposits with credit institutions, money market instruments and units of money market funds within the meaning of the investment restrictions set out in Annex 1.
Specific Risks	Bonds, High Yield Bonds, ABS/MBS, contingent convertible bonds, derivative instruments, Emerging Markets, OTC Markets, distressed securities, China Interbank Bond Market, Bond Connect, Sustainability Risks. Further details of general and specific risks can be found under "Risk Warnings" section and in Annex 1.

Investment Adviser	CRMC
Investment Sub-Adviser	CISA
Base Currency	USD
Valuation Date	Each Business Day, other than days (as determined by the Board or the Management Company at their discretion) on which any market(s) representing a meaningful portion of the Fund's portfolio is closed. For the purpose of this paragraph, the market to be considered is the market where the relevant instrument is traded. (A list of such dates is available on capitalgroup.com/international)
Calculation method of the risk exposure	<p>The methodology used in order to calculate the global exposure resulting from the use of financial derivative instruments is the absolute Value-at-Risk methodology ("VaR"). The VaR methodology seeks to estimate the potential loss that the Fund could experience under normal market conditions, by using historical data, it calculates based on/ using the one-tailed 99% confidence interval and one month measurement period (20 Business Days) for the purposes of carrying out this calculation.</p> <p>Further details on the application of the VaR methodology and information about the Fund's risk management process are available upon request from the Management Company.</p>
Expected level of leverage	<p>400%</p> <p>The Fund's level of leverage, which may vary over time, is expected to be less than 400% of the net assets of the Fund. Under certain market circumstances (e.g. very low market volatility), the actual Fund's level of leverage may increase from time to time to higher levels.</p> <p>The Fund's expected level of leverage is not a regulatory limit on the Fund and there may be no action whether the actual leverage is higher or lower than the disclosed expected level of leverage. The leverage figure is calculated using the sum of the notionals of the derivatives used by the Fund as is required by UCITS regulations and as such does not take into account any netting of the derivatives and hedging arrangements that the Fund has in place at any time. The Company's annual report will provide the actual level of leverage over the past period.</p>
Hedged Equivalent Classes	The Fund will aim at hedging 100% (with a reasonable margin of tolerance) of its total net assets, from USD (regardless of the underlying current exposure of the portfolio to USD) into the currency referred to in the relevant Class's designation. The list of available Hedged Equivalent Classes can be found online on the Management Company's webpage at capitalgroup.com/ international
Cut-Off Time	1:00pm Luxembourg time on every Valuation Date
Fiscal year-end	31 December in each year
Fees and charges¹	Until 31 December 2024:
	Fund Administration Fee ² 0.15% maximum
	Depositary and Custody Fees ³ 0.11% maximum
	From 1 January 2025:
	Annual Administration Charge ⁴ 0.25% maximum

¹ Fund Administration, Depositary and Custody Fees, which are included in the total expense ratio (TER), which varies by Fund and by Share Class, may be partially allocated to the relevant Share Class by the Management Company. Please see the relevant KID/KIID and the Company's annual report for details.

² Effective rate varies with the total assets of the Fund up to the indicated maximum.

³ Effective rate varies with the total assets of the Fund and with the country breakdown in the Portfolio up to the indicated maximum.

⁴ Please refer to the section Charges, Expenses and Fees for the detail of what is included in the Annual Administration Charge.

Capital Group Global Total Return Bond Fund (LUX)

	Minimum Initial Investment and Amount held at any time	Management Fee
Class A4, A7, A9, A11 and Equivalent		
A4	\$10 million or equivalent	0.360%
A7	\$100 million or equivalent	0.310%
A9	\$250 million or equivalent	0.280%
A11	\$500 million or equivalent	0.240%
Class C and Equivalent		
C	None	Charged outside the Company
Class B and Equivalent		
B	None	1.10%
Class N and Equivalent		
N	None	1.55%
Class Z and Equivalent		
Z	None	0.550%
Class P and Equivalent		
P	\$100 million or equivalent	0.440%
Class ZL and Equivalent		
ZL	\$500 million or equivalent	0.385%

Capital Group Euro Bond Fund (LUX)

Launch Date	31 October 2003
Investment Objective	To maximize total return through a combination of income and capital gains, with a view towards preservation of capital. The Fund invests primarily in EUR-denominated Investment Grade Bonds of governmental, supranational and corporate issuers and in other fixed income securities. These are usually listed or traded on other Regulated Markets. Unlisted securities may also be purchased, subject to the relevant provisions of the "General Investment Guidelines and Restrictions".
ESG criteria	<ul style="list-style-type: none"> Implementation of a Negative Screening Policy relating to the Fund's investments in corporate issuers and sovereign issuers. Commitment to make sustainable investments contributing to environmental or social objectives. <p>For more information on the Fund's ESG criteria, please refer the Fund's pre-contractual information pursuant to Article 8 of SFDR at the end of this Fund Information Sheet.</p>
Profile of the typical investor	<p>The Fund is actively managed and particularly suitable for investors seeking:</p> <ul style="list-style-type: none"> to maximize total return through investment primarily in EUR-denominated Bonds (of a credit rating no lower than B- by S&P and/or Fitch, and/or B3 by Moody's); and to consider environmental, social and/or governance criteria as part of their investments within the meaning of Article 8 of the SFDR, as set out in detail at the end of this Fund Information Sheet.
Eligible Investment Countries	Any country.
Specific Investment Guidelines and Restrictions	<ol style="list-style-type: none"> The Fund will seek to invest at least 80% of its total net assets in Bonds rated Investment Grade at the time of purchase. In case of split-rated Bonds, the highest credit rating of S&P, Moody's or Fitch will apply. The Fund will not invest in Bonds of a rating lower than B- by S&P and/or Fitch, and/or B3 by Moody's or unrated bonds deemed to be of equivalent standing by the Investment Adviser. The Fund will seek to invest at least two thirds of its total net assets in securities of issuers located in countries of the European Monetary Union. The overall Portfolio exposure to the Euro currency will be at least equal to 90% of the value of the net assets of the Fund. The Investment Adviser evaluates and applies ESG and norms-based screening to implement exclusions at the time of purchase on corporate and sovereign issuers, with respect to certain sectors such as fossil fuel and weapons. To support this screening, for sovereign issuers, it relies on the use of proprietary ESG framework, and, for corporate issuers, it relies on third party provider(s) who identify an issuer's participation in or the revenue which they derive from activities that are inconsistent with the ESG and norms-based screens. The negative screening policy applied can be found on: https://www.capitalgroup.com/content/dam/cgc/tenants/eacg/negative-screening-policy.pdf. The Fund commits to maintain at least 5% in sustainable investments (i) which are assessed based on alignment of business activities with any one or a combination of sustainable investment themes focused on tackling global social and environmental challenges, as outlined by the United Nations Sustainable Development Goals; and (ii) which do not cause any significant harm to any environmental or social sustainable investment objectives. Companies must have good governance practices. The Fund may invest in ABS/MBS, credit-linked notes and similar instruments of a credit rating no lower than Investment Grade, such investments not to exceed 20% of the net assets of the Fund and provided that the issuer is either located in a member state of the OECD or an European Economic Area country and/or the assets are admitted to trading on or included in a Regulated Market. The Fund may use derivative instruments for investment purposes, hedging and/or efficient portfolio management. Instruments permitted are interest rate swaps, CDS, CDXs, forward contracts, FX options, futures and options on futures as described in more detail in the main part of the Prospectus under the "Risk Warnings" section and in Annex 1. Up to 10% of the total net assets of the Fund may be subject to Total Return Swaps. Please read the "Risk Warnings" section for more details of the relevant risk factors involved. In order to achieve its investment goals, for treasury purposes and/or in case of unfavourable market conditions, the Fund may also invest in deposits with credit institutions, money market instruments and units of money market funds within the meaning of the investment restrictions set out in Annex 1.
Specific Risks	Bonds, ABS/MBS, derivative instruments, High Yield Bonds, OTC Markets, Sustainability Risks. Further details of general and specific risks can be found under "Risk Warnings" section and in Annex 1.
Investment Adviser	CRMC
Investment Sub-Adviser	CISA
Base Currency	EUR
Valuation Date	Each Business Day, other than days (as determined by the Board or the Management Company at their discretion) on which any market(s) representing a meaningful portion of the Fund's portfolio is closed. For the purpose of this paragraph, the market to be considered is the market where the relevant instrument is traded. (A list of such dates is available on capitalgroup.com/international)
Calculation method of the risk exposure	Relative VaR approach using Bloomberg Euro Aggregate Bond Total Return index as the appropriate reference portfolio.

	<p>The Fund is actively managed. The Company has full discretion over the composition of the Fund's portfolio, subject to the relevant investment objective, guidelines and restrictions, which do not provide for index-tracking objectives.</p> <p>The use of the above index is in relation to the calculation of the Relative VaR. Though the majority of the holdings of the Fund (excluding derivatives) are likely to be components of the index, the Investment Adviser is not bound by the components or weighting of the index when selecting investments and may invest in securities not included in the index. The degree to which the Fund may resemble the composition and risk characteristics of the index will vary over time and its performance may be meaningfully different.</p> <p>Further information on Relative VaR can be found in Annex 1 under "Risk management and monitoring of financial derivatives instruments", and further details on the application of the VaR methodology and information about the Fund's risk management process are available upon request from the Management Company.</p>	
Expected level of leverage	<p>100%</p> <p>The Fund's level of leverage is expected to be 100% of the net assets of the Fund, as calculated using the sum of the notionals, not taking into account any netting of the derivatives and hedging arrangements that the Fund has in place at any time. Under certain circumstances (e.g. very low market volatility), the actual Fund's level of leverage may increase from time to time to higher levels.</p> <p>The Fund's expected level of leverage is not a regulatory limit on the Fund and there may be no action whether the actual leverage is higher or lower than the disclosed expected level of leverage.</p>	
Hedged Equivalent Classes	<p>The Fund will aim at hedging, with a reasonable margin of tolerance, the main currency exposures of the Fund back into the currency referred to in the relevant Class's designation. It is expected that the resulting effective hedge ratio (i.e. the percentage exposure in the currency of the hedged share class) will typically be in the range of 80% to 100%. The list of available Hedged Equivalent Classes can be found online on the Management Company's webpage at capitalgroup.com/international</p>	
Cut-Off Time	1:00pm Luxembourg time on every Valuation Date	
Fiscal year-end	31 December in each year	
Fees and charges¹	Until 31 December 2024:	
	Fund Administration Fee ²	0.15% maximum
	Depositary and Custody Fees ³	0.06% maximum
	From 1 January 2025:	
	Annual Administration Charge ⁴	0.25% maximum

¹ Fund Administration, Depositary and Custody Fees, which are included in the total expense ratio (TER), which varies by Fund and by Share Class, may be partially allocated to the relevant Share Class by the Management Company. Please see the relevant KID/KIID and the Company's annual report for details.

² Effective rate varies with the total assets of the Fund up to the indicated maximum.

³ Effective rate varies with the total assets of the Fund and with the country breakdown in the Portfolio up to the indicated maximum.

⁴ Please refer to the section Charges, Expenses and Fees for the detail of what is included in the Annual Administration Charge.

Capital Group Euro Bond Fund (LUX)

	Minimum Initial Investment and Amount held at any time	Management Fee
Class A4, A7, A9, A11, A13, A15 and Equivalent		
A4	\$10 million or equivalent	0.230%
A7	\$100 million or equivalent	0.180%
A9	\$250 million or equivalent	0.160%
A11	\$500 million or equivalent	0.140%
A13	\$750 million or equivalent	0.120%
A15	\$1,000 million or equivalent	0.100%
Class C and Equivalent		
C	None	Charged outside the Company
Class B and Equivalent		
B	None	1.00%
Class N and Equivalent		
N	None	1.50%
Class Z and Equivalent		
Z	None	0.50%
Class P and Equivalent		
P	\$100 million or equivalent	0.40%
Class ZL and Equivalent		
ZL	\$500 million or equivalent	0.35%

Product name: Capital Group Euro Bond Fund (LUX)

Legal entity identifier: 549300MSGNIE4SEG2P53

Environmental and/or social characteristics

Sustainable investment means an investment in an economic activity that contributes to an environmental or social objective, provided that the investment does not significantly harm any environmental or social objective and that the investee companies follow good governance

The **EU Taxonomy** is a classification system laid down in Regulation (EU) 2020/852, establishing a list of **environmentally sustainable economic activities**. That Regulation does not include a list of socially sustainable economic activities. Sustainable investments with an environmental objective might be aligned with the Taxonomy or not.

Does this financial product have a sustainable investment objective?



Yes



No



It will make a minimum of **sustainable investments with an environmental objective:** ____%



in economic activities that qualify as environmentally sustainable under the EU Taxonomy



in economic activities that do not qualify as environmentally sustainable under the EU Taxonomy



It will make a minimum of **sustainable investments with a social objective:** ____%



It promotes **Environmental/Social (E/S) characteristics** and while it does not have as its objective a sustainable investment, it will have a minimum proportion of 5% of sustainable investments



with an environmental objective in economic activities that qualify as environmentally sustainable under the EU Taxonomy



with an environmental objective in economic activities that do not qualify as environmentally sustainable under the EU Taxonomy



with a social objective



It promotes E/S characteristics, but **will not make any sustainable investments**



What environmental and/or social characteristics are promoted by this financial product?

The Fund promotes environmental and social characteristics, provided that the companies in which investments are made follow good governance practices.

The Investment Adviser evaluates and applies ESG and norms-based exclusions to implement a Negative Screening Policy to the Fund's investments at the time of purchase.

For corporate issuers, the Investment Adviser relies on third-party providers who identify an issuer's participation in or the revenue which they derive from activities that are inconsistent with these screens with respect to certain sectors such as tobacco, fossil fuel and weapons, as well as companies violating the principles of the United Nations Global Compact (UNGC).

For sovereign issuers, the Investment Adviser conducts an eligibility assessment leveraging its proprietary sovereign ESG framework, which covers a range of ESG indicators to evaluate how well a country manages its ESG risk. The Investment Adviser uses its proprietary sovereign ESG framework to assess the ESG score of a sovereign issuer against predetermined thresholds.

The Investment Adviser selects investments to the extent they are in line with the negative screening policy.

There is no reference benchmark designated for the purpose of attaining the environmental or social characteristics promoted by the Fund.

Sustainability indicators measure how the environmental or social characteristics promoted by the financial product are attained.

● ***What sustainability indicators are used to measure the attainment of each of the environmental or social characteristics promoted by this financial product?***

The sustainability indicators used by this Fund to measure the attainment of each of the environmental or social characteristics it promotes are as follows.

The Investment Adviser applies ESG and norms-based exclusions to implement a Negative Screening Policy to the Fund's investments. The Fund will monitor:

- percentage of corporate issuers failing a screen under the Negative Screening Policy; and
- percentage of sovereign issuers failing the Investment Adviser's process for assessing sovereigns.

● ***What are the objectives of the sustainable investments that the financial product partially intends to make and how does the sustainable investment contribute to such objectives?***

The Investment Adviser commits to maintain at least 5% of the Fund's investments in companies that, in the Investment Adviser's opinion, are addressing social and/or environmental challenges through their current or future products and/or services.

Such companies have products and services that are majority-aligned, or transitioning towards higher positive alignment, with any single or combination of sustainable investment themes focused on global social and environmental challenges as identified by the Investment Adviser. These themes map to the United Nations Sustainable Development Goals ("SDGs"). The Investment Adviser also takes into consideration topics, communities, and groups not specifically referenced in the SDG framework. Therefore, investments could be made in companies addressing needs such as but not limited to: (i) energy transition, (ii) health & well-being, (iii) sustainable cities & communities, (iv) responsible consumption, (v) clean water & sanitation, (vi) education & information access, and (vii) financial inclusion.

The sustainable investments that the Fund intends to make are subject to the Investment Adviser's eligibility process for sustainable investments. Sustainable investments are those whose business activities are majority-aligned or transitioning towards higher positive alignment with any one or a combination of these sustainable investment themes, and that (i) do not significant harm any environmental or social objective, as measured in line with the principal adverse impact indicators, (ii) follow good governance practices and (iii) satisfy the Negative Screening Policy.

● ***How do the sustainable investments that the financial product partially intends to make, not cause significant harm to any environmental or social sustainable investment objective?***

The sustainable investments that the Fund partially intends to make shall not cause any significant harm to any environmental or social sustainable investment objectives. As such the Investment Adviser considers the mandatory Principle Adverse Impacts (PAIs) as set out in Table 1 of Annex I of Commission Delegated Regulation (EU) 2022/1288 for corporate investments, as well as other ESG risks and controversies that the Investment Adviser considers potentially material, such as data privacy or censorship issues Companies deemed by the Investment Adviser to be causing significant harm, based on the PAIs, are not considered sustainable investments.

— — — ***How have the indicators for adverse impacts on sustainability factors been taken into account?***

As mentioned above, the Investment Adviser considers all mandatory PAIs.

The Investment Adviser considers several PAIs within its Negative Screening Policy. In particular, the Negative Screening Policy addresses the Principal Adverse Impact 4 on exposure to companies active in the fossil fuel sector, Principal Adverse Impact 10 on United Nations Global Compact violators and Principal Adverse Impact 14 on controversial weapons.

Beyond the screening process, with respect to the remaining mandatory PAIs:

1. where the Investment Adviser considers sufficient and reliable quantitative data is available across the investment universe, the Investment Adviser uses third-party data and prescribed thresholds to determine whether the adverse impact associated with the company's activities is potentially significant based on the company's relative ranking (on the specific adverse impact) to the overall investment universe and/or peer group; or
2. where data availability or quality is not sufficient across the investment universe to enable a quantitative analysis, the Investment Adviser assess significant harm on a qualitative basis, for example using proxies. The Investment Adviser's assessment will also include an overall qualitative assessment of how ESG risks are being managed.

Where third party data or the Investment Adviser's assessment indicates that a company is potentially doing significant harm based on a PAI threshold, the Investment Adviser will

Principal adverse impacts are the most significant negative impacts of investment decisions on sustainability factors relating to environmental, social and employee matters, respect for human rights, anti-corruption and anti-bribery matters.

do additional due diligence to better understand and assess negative impacts indicated by third party or proprietary data. If the Investment Adviser concludes that the company is not causing significant harm based on its analysis, it may proceed with the investment and the rationale for that decision will then be documented. For example, the Investment Adviser may conclude a company is not causing significant harm if (i) the Investment Adviser has reason to believe that third-party data is inaccurate and the Investment Adviser's own research demonstrates that the company is not causing significant harm; or (ii) the company is taking steps to mitigate or remediate that harm through the adoption of timebound targets and there are meaningful signs of improvement and positive change.

— — — *How are the sustainable investments aligned with the OECD Guidelines for Multinational Enterprises and the UN Guiding Principles on Business and Human Rights? Details:*

The sustainable investments are aligned with the OECD Guidelines for Multinational Enterprises and the UN Guiding Principles on Business and Human Rights as follows: the Investment Adviser reviews issuers involved in significant ESG controversies, with a focus on those that may conflict with existing global standards, including guidelines from the United Nations Global Compact and the Organisation for Economic Co-operation and Development (OECD). In accordance with the Negative Screening Policy applied to the Fund, the Investment Adviser will exclude companies violating the UN Global Compact principles. Although other incidents will not automatically result in exclusion from the Fund, the Investment Adviser ensures that appropriate action to remediate the concerns are taken.

The EU Taxonomy sets out a “do not significant harm” principle by which Taxonomy-aligned investments should not significantly harm EU Taxonomy objectives and is accompanied by specific EU criteria.

The “do no significant harm” principle applies only to those investments underlying the financial product that take into account the EU criteria for environmentally sustainable economic activities. The investments underlying the remaining portion of this financial product do not take into account the EU criteria for environmentally sustainable economic activities.

Any other sustainable investments must also not significantly harm any environmental or social objectives.



Does this financial product consider principal adverse impacts on sustainability factors?



Yes.

This Fund considers the following principal adverse impacts (PAIs) on sustainability factors:

- Principal Adverse Impact 4 on exposure to companies active in the fossil fuel sector.
- Principal Adverse Impact 10 on UNGC violators.
- Principal Adverse Impact 14 on controversial weapons.

The above-listed principal adverse impacts on sustainability factors are considered as follows.

PAI 4 on exposure to companies active in the fossil fuel sector, PAI 10 on UNGC violators and PAI 14 on controversial weapons are considered when the Investment Adviser evaluates and applies ESG and norms-based screening to implement exclusions on corporate issuers. To support this screening, it relies on third party provider(s) who identify an issuer's participation in or the revenue which they derive from activities that are inconsistent with the ESG and norms-based screens.

In addition, the Fund's sustainable investments are assessed against each of the mandatory PAIs as described above.

Further information on how the financial product did consider principal adverse impacts (PAIs) on sustainability factors will be available in the Company's annual report.



The investment strategy guides investment decisions based on factors such as investment objectives and risk tolerance.

What investment strategy does this financial product follow?

The Investment Adviser applies the following investment strategy to attain the environmental and/or social characteristics promoted.

Negative Screening Policy: The Investment Adviser evaluates and applies ESG and norms-based exclusions to implement a Negative Screening Policy to the Fund's investments at the time of purchase.

To support this screening on corporate issuers, the Investment Adviser relies on third party provider(s) who identify an issuer's participation in or the revenue which they derive from activities that are inconsistent with the ESG and norms-based screens. In this way, third party provider data is used to support the application of ESG and norms-based screening by the Investment Adviser. In the event that exclusions cannot be verified through third-party providers or if the Investment Adviser believes that data and/or assessment is incomplete or inaccurate, the Investment Adviser reserves the right to identify business involvement activities through its own assessment (including by using other third-party data sources). If an eligible corporate issuer held in a Fund subsequently fails a screen, the issuer will not contribute towards the environmental and/or social characteristics of the Fund and will generally be sold within six months from the date of such determination, subject to the best interests of investors in the Fund.

For sovereign issuers, the Investment Adviser conducts an eligibility assessment leveraging its proprietary sovereign ESG framework, which covers a range of ESG indicators to evaluate how well a country manages its ESG risk. To be eligible for investment, sovereigns must score above pre-determined thresholds for their proprietary ESG score on both an absolute and GNI-adjusted basis. If the Investment Adviser believes that the third-party data and/or assessment is incomplete or inaccurate, the Investment Adviser reserves the right to identify exclusions for sovereign issuers through its own assessment. The Investment Adviser also periodically reviews sovereign issuers and if a previously eligible sovereign issuer held in the Fund becomes ineligible, the sovereign issuer will not contribute towards the environmental and/or social characteristics of the Fund and the sovereign issuer will generally be sold within six months from the date of such determination, subject to the best interests of investors in the Fund (save that if the Investment Adviser believes that a score is below a pre-defined threshold for a temporary or a transitory reason, the Investment Adviser may, from time to time, exercise its discretion to keep holding or purchase securities issued by the sovereign issuer).

The Investment Adviser ensures that the companies in which investments are made follow good governance practices.

● ***What are the binding elements of the investment strategy used to select the investments to attain each of the environmental or social characteristics promoted by this financial product?***

The Fund has the following binding elements:

Negative screening policy. The Fund applies investment restrictions rules at time of purchase on a pre-trade basis in portfolio management systems to prohibit investment in corporate or sovereign issuers based on the exclusion criteria. The portfolio also undergoes post-trade compliance checks.

The Investment Adviser selects investments to the extent they are in line with the Negative Screening Policy.

● ***What is the committed minimum rate to reduce the scope of the investments considered prior to the application of that investment strategy?***

Not applicable.

Good governance

practices include sound management structures, employee relations, remuneration of staff and tax compliance.

What is the policy to assess good governance practices of the investee companies?

When assessing good governance practices, the Investment Adviser will, as a minimum, have regard to matters it sees relevant to the four prescribed pillars of good governance (i.e., sound management structures, employee relations, remuneration of staff and tax compliance).

As described above, the Investment Adviser applies a Negative Screening Policy to the Fund. As part of this, the Investment Adviser excludes companies that, based on available third-party data, are viewed to be in violation of the principles of the UNGC, which include Principle 10 (anti-corruption) and Principle 3 (employee relations).

In addition, good governance practices are evaluated as part of the Investment Adviser's ESG integration process. Such practices are assessed through a monitoring process based on available third-party indicators relating to corporate governance and corporate behavior. Third-party data may be inaccurate, incomplete or outdated. Where the corporate governance and corporate behavior indicators cannot be verified through the third-party provider, the Investment Adviser will aim to make such determination through its own assessment based on information that is reasonably available. Where relevant, fundamental analysis of a range of metrics that cover auditing practices, board composition, and executive compensation, among others, is also conducted. The Investment Adviser also engages in regular dialogue with companies on corporate governance issues and exercises its proxy voting rights for the entities in which the Fund invests.

If a previously eligible company held in a Fund subsequently fails the Investment Adviser's assessment of good governance practices, the company will generally be sold within six months from the date of such determination, subject to the best interests of investors in the Fund.

Capital Group's ESG Policy Statement provides additional detail on Capital Group's ESG philosophy, integration, governance, support and processes, including proxy voting procedures and principles, as well as views on specific ESG issues, including ethical conduct, disclosures and corporate governance. Information on Capital Group's corporate governance principles can be found in its Proxy Voting Procedures and Principles as well as in the ESG Policy Statement.



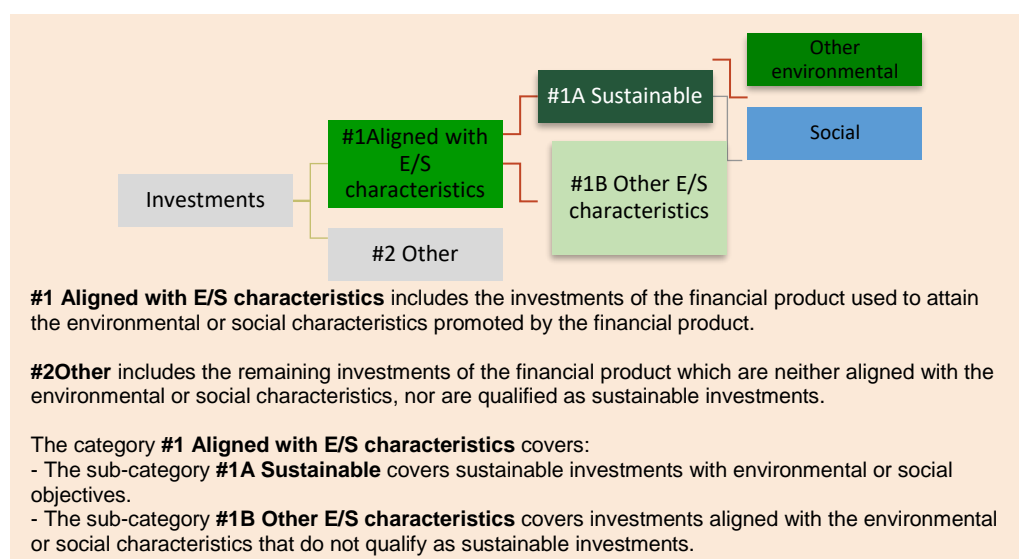
Asset allocation

describes the share of investments in specific assets.

Taxonomy-aligned activities are expressed as a share of:

- **turnover** reflecting the share of revenue from green activities of investee companies
- **capital expenditure** (CapEx) showing the green investments made by investee companies, e.g., for a transition to a green economy.
- **operational expenditure** (OpEx) reflecting green operational activities of investee companies.

What is the asset allocation planned for this financial product?



At least 90% of the Fund's investments are in category “#1 Aligned with E/S characteristics” and so are used to attain the environmental or social characteristics promoted by the Fund (being subject to the Investment Adviser's binding Negative Screening Policy and carbon constraint). A maximum of 10% of the Fund's investments including investments non-aligned with the E/S characteristics promoted and/or derivatives are in category “#2 Other”.

Within the 90%, the Fund will have a minimum proportion of 5% of the portfolio in sub-category “#1A Sustainable”, being sustainable investments with an environmental or social objective in economic activities that do not qualify as environmentally sustainable under the EU Taxonomy. These are investments that have passed through the Investment Adviser's sustainable investment assessment. The remainder of the portfolio will be in category “#1B Other E/S characteristics”, being companies that do not pass the Investment Adviser's assessment of sustainable investment.

Cash and/or cash equivalents are excluded from the asset allocation above. Cash and cash-equivalents may be held for liquidity purposes to support the Fund's overall investment objective.

● **How does the use of derivatives attain the environmental or social characteristics promoted by the financial product?**


The Fund can use derivatives for investment purposes, hedging and/or efficient portfolio management but will not use them to attain the environmental or social characteristics it promotes.



To what minimum extent are sustainable investments with an environmental objective aligned with the EU Taxonomy?

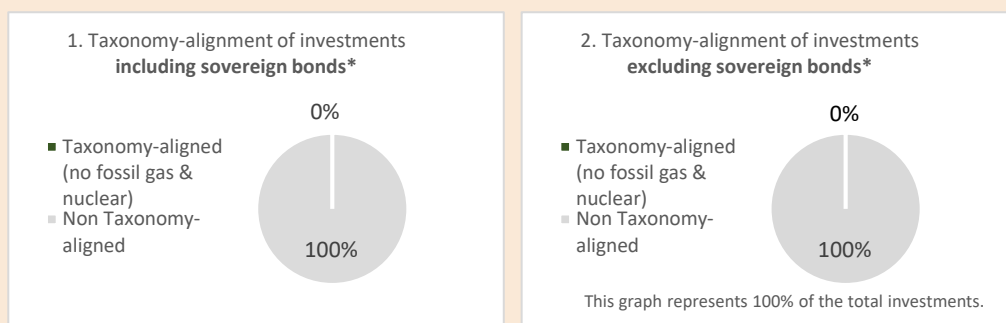
While this Fund promotes environmental characteristics within the meaning of Article 8 of the SFDR, its commitment to make “environmentally sustainable investments” within the meaning of the Taxonomy Regulation is set at 0% (including in transitional and enabling activities).

● **Does the financial product invest in fossil gas and/or nuclear energy related activities that comply with the EU Taxonomy¹?**



To comply with the EU Taxonomy, the criteria for **fossil gas** include limitations on emissions and switching to renewable power or low-carbon fuels by the end of 2035. For **nuclear energy**, the criteria include comprehensive safety and waste management rules. **Enabling activities** directly enable other activities to make a substantial contribution to an environmental objective. **Transitional activities** are activities for which low-carbon alternatives are not yet available and among others have greenhouse gas emission levels corresponding to the best performance.

The two graphs below show in green the minimum percentage of investments that are aligned with the EU Taxonomy. As there is no appropriate methodology to determine the Taxonomy-alignment of sovereign bonds, the first graph shows the Taxonomy alignment in relation to all the investments of the financial product including sovereign bonds, while the second graph shows the Taxonomy alignment only in relation to the investments of the financial product other than sovereign bonds.*



* For the purpose of these graphs, 'sovereign bonds' consist of all sovereign exposures

● **What is the minimum share of investments in transitional and enabling activities?**

0%. This Fund does not commit on a minimum share of investments in transitional and enabling activities.



are sustainable investments with an environmental objective that **do not take into account the criteria** for environmentally sustainable economic activities under the EU Taxonomy.



What is the minimum share of sustainable investments with an environmental objective that are not aligned with the EU Taxonomy?

Although the Fund commits to invest at least 5% in sustainable investments on an aggregate basis the Fund does not commit specifically to any minimum investment in sustainable investments with an environmental objective.



What is the minimum share of socially sustainable investments?

Although the Fund commits to invest at least 5% in sustainable investments on an aggregate basis the Fund does not commit specifically to any minimum investment in sustainable investments with a social objective.

¹ Fossil gas and/or nuclear related activities will only comply with the EU Taxonomy where they contribute to limiting climate change (“climate change mitigation”) and do not significantly harm any EU Taxonomy objective – see explanatory note in the left hand margin. The full criteria for fossil gas and nuclear energy economic activities that comply with the EU Taxonomy are laid down in Commission Delegated Regulation (EU) 2022/1214.



What investments are included under “#2 Other”, what is their purpose and are there any minimum environmental or social safeguards?

The investments included under “#2 Other” are investments (including derivatives), which are neither aligned with the environmental or social characteristics, nor are qualified as sustainable investments, but are used to attain the investment objective of the Fund. There are no minimum environmental or social safeguards applicable to these investments.



Reference benchmarks are indexes to measure whether the financial product attains the environmental or social characteristics that they promote.

Is a specific index designated as a reference benchmark to determine whether this financial product is aligned with the environmental and/or social characteristics that it promotes?

No, there is no specific index designated as a reference benchmark to determine whether this Fund is aligned with the environmental and/or social characteristics that it promotes.



Where can I find more product specific information online?

More product-specific information can be found on the website:

<https://www.capitalgroup.com/individual-investors/lu/en/fund-centre.CGEBLU.html>

More information can also be found in Capital Group's ESG Policy Statement and Capital Group's proxy voting procedures and principles. These documents can be found on:

https://www.capitalgroup.com/content/dam/cgc/shared-content/documents/policies/02_CR_ESG_Global_Proxy_Policy_FINAL_March_2022.pdf

[https://www.capitalgroup.com/content/dam/cgc/tenants/eacg/esg/files/esg-policy-statement\(en\).pdf](https://www.capitalgroup.com/content/dam/cgc/tenants/eacg/esg/files/esg-policy-statement(en).pdf)

Capital Group Global Corporate Bond Fund (LUX)

Launch Date	13 February 2018
Investment Objective	To provide, over the long term, a high level of total return consistent with capital preservation and prudent risk management. The Fund invests worldwide primarily in corporate Investment Grade Bonds. These Bonds will be Investment Grade at the time of purchase. These are usually listed or traded on other Regulated Markets. Unlisted securities and other fixed-income securities, including government securities, may also be purchased, subject to the relevant provisions of the "General Investment Guidelines and Restrictions".
ESG criteria	<ul style="list-style-type: none"> • Management of a carbon footprint lower than the Fund's selected index level • Implementation of a Negative Screening Policy relating to the Fund's investments in corporate issuers. • Commitment to make sustainable investments contributing to environmental or social objectives. <p>For more information on the Fund's ESG criteria, please refer the Fund's pre-contractual information pursuant to Article 8 of SFDR at the end of this Fund Information Sheet.</p>
Profile of the typical investor	<p>The Fund is actively managed and particularly suitable for investors seeking:</p> <ul style="list-style-type: none"> • high level of current income and the potential for higher returns than cash through investment primarily in corporate Investment Grade Bonds; and • to consider environmental, social and/or governance criteria as part of their investments within the meaning of Article 8 of the SFDR, as set out in detail at the end of this Fund Information Sheet.
Eligible Investment Countries	Any country.
Specific Investment Guidelines and Restrictions	<ol style="list-style-type: none"> 1. The Fund will seek to invest at least 80% of its total net assets in corporate Bonds. Investment in Bonds will be limited to Investment Grade Bonds. In case of split-rated Bonds, the highest credit rating of S&P, Moody's or Fitch will apply. Securities that fail to maintain an Investment Grade Bonds rating from at least one rating agency (or which are no longer deemed Investment Grade by the Investment Adviser) must be sold within three months, taking into account the interests of Shareholders. 2. The Fund aims to manage a carbon footprint (WACI) for its investments in corporate issuers that is lower than Bloomberg Global Aggregate Corporate Total Return Index hedged to USD. Should the WACI of the Fund not be lower than the aforementioned index, the Investment Adviser will consider what action is in the best interest of the Fund, its Shareholders and in line with the relevant Fund investment objective to bring the Fund back above the threshold in a reasonable period of time. The Investment Adviser relies on carbon footprint data from a third party provider to carry out ongoing monitoring of WACI intensity at the Fund level, and may reduce or eliminate exposures to certain companies as necessary. 3. The Investment Adviser evaluates and applies ESG and norms-based screening to implement exclusions at time of purchase on corporate issuers, with respect to certain sectors such as fossil fuel and weapons. To support this screening, it relies on third party provider(s) who identify an issuer's participation in or the revenue which they derive from activities that are inconsistent with the ESG and norms-based screens. The Negative Screening Policy applied that can be found on: https://www.capitalgroup.com/content/dam/cgc/tenants/eacg/negative-screening-policy.pdf. 4. The Fund commits to maintain at least 10% in sustainable investments (i) which are assessed based on alignment of business activities with any one or a combination of sustainable investment themes focused on tackling global social and environmental challenges, as outlined by the United Nations Sustainable Development Goals; and (ii) which do not cause any significant harm to any environmental or social sustainable investment objectives. 5. Companies must have good governance practices. 6. The Fund may invest in ABS/MBS, credit-linked notes and similar instruments of a credit rating no lower than Investment Grade, such investments not to exceed 10% of the net assets of the Fund and provided that the issuer is either located in a member state of the OECD or an European Economic Area country and/or the assets are admitted to trading on or included in a Regulated Market. 7. The Fund may use derivative instruments for investment purposes, hedging and/or efficient portfolio management. Instruments permitted are interest rate swaps, CDXs, CDS, forward contracts, FX options, futures and options on futures as described in more detail in the main part of the Prospectus under the "Risk Warnings" section and in Annex 1. 8. Up to 10% of the total net assets of the Fund may be subject to Total Return Swaps. Please read the "Risk Warnings" section for more details of the relevant risk factors involved. 9. In order to achieve its investment goals, for treasury purposes and/or in case of unfavourable market conditions, the Fund may also invest in deposits with credit institutions, money market instruments and units of money market funds within the meaning of the investment restrictions set out in Annex 1.
Specific Risks	Bonds, Emerging Markets, derivative instruments, OTC Markets, Sustainability Risks. Further details of general and specific risks can be found under "Risk Warnings" section and in Annex 1.
Investment Adviser	CRMC
Investment sub-Adviser	<p>CISA</p> <p>CISA, when managing the Fund, considers environmental, social and governance (ESG) issues alongside financial and economic indicators in its fundamental research and analysis of companies. CISA performs an internal ESG norms-based screening using the United Nations Global Compact</p>

(<https://www.unglobalcompact.org/what-is-gc/mission/principles>) for identifying companies in breach of these internationally recognized norms, as an intrinsic part of its investment process. CISA bases its decisions to buy or to sell securities on financial and economic indicators and uses the above norms-based ESG screening as an additional non-binding input in our forward looking assessment.

Base Currency	USD
Valuation Date	Each Business Day, other than days (as determined by the Board or the Management Company at their discretion) on which any market(s) representing a meaningful portion of the Fund's portfolio is closed. For the purpose of this paragraph, the market to be considered is the market where the relevant instrument is traded. (A list of such dates is available on capitalgroup.com/international)
Calculation method of the risk exposure	<p>Relative VaR approach using Bloomberg Global Aggregate Corporate Total Return Index hedged to USD as the appropriate reference portfolio.</p> <p>The Fund is actively managed. The Company has full discretion over the composition of the Fund's portfolio, subject to the relevant investment objective, guidelines and restrictions, which do not provide for index-tracking objectives.</p> <p>The use of the above index is in relation to the calculation of the Relative VaR. Though the majority of the holdings of the Fund (excluding derivatives) are likely to be components of the index, the Investment Adviser is not bound by the components or weighting of the index when selecting investments and may invest in securities not included in the index. The degree to which the Fund may resemble the composition and risk characteristics of the index will vary over time and its performance may be meaningfully different.</p> <p>Further information on Relative VaR can be found in Annex 1 under "Risk management and monitoring of financial derivatives instruments", and further details on the application of the VaR methodology and information about the Fund's risk management process are available upon request from the Management Company.</p>
Expected level of leverage	<p>200%</p> <p>The Fund's level of leverage is expected to be 200% of the net assets of the Fund, as calculated using the sum of the notionals, not taking into account any netting of the derivatives and hedging arrangements that the Fund has in place at any time. Under certain circumstances (e.g. very low market volatility), the actual Fund's level of leverage may increase from time to time to higher levels.</p> <p>The Fund's expected level of leverage is not a regulatory limit on the Fund and there may be no action whether the actual leverage is higher or lower than the disclosed expected level of leverage.</p>
Hedged Equivalent Classes	The Fund will aim at hedging 100% (with a reasonable margin of tolerance) of its total net assets, from USD (regardless of the underlying current exposure of the portfolio to USD) into the currency referred to in the relevant Class's designation. The list of available Hedged Equivalent Classes can be found online on the Management Company's webpage at capitalgroup.com/international
Cut-Off Time	1:00pm Luxembourg time on every Valuation Date
Fiscal year-end	31 December in each year
Fees and charges²	From 31 December 2024:
	Fund Administration Fee ³ 0.15 % maximum
	Depositary and Custody Fees ⁴ 0.04 % maximum
	From 1 January 2025:
	Annual Administration Charge ⁵ 0.25% maximum

² Fund Administration, Depositary and Custody Fees, which are included in the total expense ratio (TER), which varies by Fund and by Share Class, may be partially allocated to the relevant Share Class by the Management Company. Please see the relevant KID/KIID and the Company's annual report for details.

³ Effective rate varies with the total assets of the Fund up to the indicated maximum.

⁴ Effective rate varies with the total assets of the Fund and with the country breakdown in the Portfolio up to the indicated maximum.

⁵ Please refer to the section Charges, Expenses and Fees for the detail of what is included in the Annual Administration Charge.

Capital Group Global Corporate Bond Fund (LUX)

	Minimum Initial Investment and Amount held at any time	Management Fee
Class A4, A7, A9, A11 and Equivalent		
A4	\$10 million or equivalent	0.250%
A7	\$100 million or equivalent	0.200%
A9	\$250 million or equivalent	0.180%
A11	\$500 million or equivalent	0.160%
Class C and Equivalent		
C	None	Charged outside the Company
Class B and Equivalent		
B	None	1.00%
Class BL and Equivalent		
BL	\$100 million or equivalent and by separate agreement	0.85%
Class N and Equivalent		
N	None	1.50%
Class Z and Equivalent		
Z	None	0.50%
Class P and Equivalent		
P	\$100 million or equivalent	0.40%
Class S and Equivalent		
S	By separate agreement	Up to 0.40%
Class ZL and Equivalent		
ZL	\$500 million or equivalent	0.35%

Product name: Capital Group Global Corporate Bond Fund (LUX)
Legal entity identifier: 549300RYX3TCTOW4M118

Environmental and/or social characteristics

Sustainable investment means an investment in an economic activity that contributes to an environmental or social objective, provided that the investment does not significantly harm any environmental or social objective and that the investee companies follow good governance practices.

The **EU Taxonomy** is a classification system laid down in Regulation (EU) 2020/852, establishing a list of **environmentally sustainable economic activities**. That Regulation does not include a list of socially sustainable economic activities. Sustainable investments with an environmental objective might be aligned with the Taxonomy or not.

Does this financial product have a sustainable investment objective?

<input checked="" type="radio"/> <input checked="" type="radio"/> <input type="checkbox"/>	Yes	<input checked="" type="radio"/> <input type="radio"/> <input checked="" type="checkbox"/>	No
<input type="checkbox"/>	It will make a minimum of sustainable investments with an environmental objective : ____%	<input checked="" type="checkbox"/>	It promotes Environmental/Social (E/S) characteristics and while it does not have as its objective a sustainable investment, it will have a minimum proportion of 10% of sustainable investments
<input type="checkbox"/>	in economic activities that qualify as environmentally sustainable under the EU Taxonomy	<input type="checkbox"/>	with an environmental objective in economic activities that qualify as environmentally sustainable under the EU Taxonomy
<input type="checkbox"/>	in economic activities that do not qualify as environmentally sustainable under the EU Taxonomy	<input checked="" type="checkbox"/>	with an environmental objective in economic activities that do not qualify as environmentally sustainable under the EU Taxonomy
<input type="checkbox"/>	It will make a minimum of sustainable investments with a social objective : ____%	<input checked="" type="checkbox"/>	with a social objective
<input type="checkbox"/>		<input type="checkbox"/>	It promotes E/S characteristics, but will not make any sustainable investments



What environmental and/or social characteristics are promoted by this financial product?

The Fund promotes, among other characteristics, environmental and social characteristics, provided that the companies in which investments are made follow good governance practices.

The binding environmental and/or social characteristics promoted by the Fund are the following:

Carbon constraint: The Fund aims to maintain a Weighted Average Carbon Intensity (WACI) for its investments in corporate issuers that is lower than Bloomberg Global Aggregate Corporate Total Return Index hedged to USD. The WACI is based on GHG emissions (Scope 1 and 2) divided by the revenue of the investee companies. Should the WACI of the Fund not be lower than the level of the aforementioned index, the Investment Adviser will consider what action is in the best interest of the Fund, its Shareholders and in line with the relevant Fund investment objective to bring the Fund back above the threshold in a reasonable period of time.

Negative Screening Policy: Through its Negative Screening Policy, the Investment Adviser evaluates and applies ESG and norms-based screening to implement exclusions on corporate issuers at the time of purchase, with respect to certain sectors such as tobacco, fossil fuel and weapons, as well as companies violating the principles of the United Nations Global Compact (UNGC).

There is no reference benchmark designated for the purpose of attaining the environmental or social characteristics promoted by the Fund.

Sustainability indicators measure how the environmental or social characteristics promoted by the financial product are attained.

● **What sustainability indicators are used to measure the attainment of each of the environmental or social characteristics promoted by this financial product?**

The sustainability indicators used by this Fund to measure the attainment of each of the environmental or social characteristics it promotes are the following:

The WACI is the metric used to report the Fund's carbon emissions. It helps show the carbon footprint of the portfolio compared to the index, and is based on Scope 1 and 2 emissions:

- Scope 1: direct emissions from the investee company's facilities;
- Scope 2: indirect emissions linked to the investee company's energy consumption.

The Investment Adviser applies ESG and norms-based exclusions to implement a Negative Screening Policy to the Fund's investments. The Fund will monitor percentage of corporate issuers failing a screen under the Negative Screening Policy.

● **What are the objectives of the sustainable investments that the financial product partially intends to make and how does the sustainable investment contribute to such objectives?**

The Investment Adviser commits to maintain at least 10% of the Fund's investments in companies that, in the Investment Adviser's opinion, are addressing social and/or environmental challenges through their current or future products and/or services.

Such companies have products and services that are majority-aligned, or transitioning towards higher positive alignment, with any single or combination of sustainable investment themes focused on global social and environmental challenges as identified by the Investment Adviser. These themes map to the United Nations Sustainable Development Goals ("SDGs"). The Investment Adviser also takes into consideration topics, communities, and groups not specifically referenced in the SDG framework. Therefore, investments could be made in companies addressing needs such as but not limited to: (i) energy transition, (ii) health & well-being, (iii) sustainable cities & communities, (iv) responsible consumption, (v) clean water & sanitation, (vi) education & information access, and (vii) financial inclusion.

The sustainable investments that the Fund intends to make are subject to the Investment Adviser's eligibility process for sustainable investments. Sustainable investments are those whose business activities are majority-aligned or transitioning towards higher positive alignment with any one or a combination of these sustainable investment themes, and that (i) do not significant harm in any environmental or social objective, as measured in line with the principal adverse impact indicators, (ii) follow good governance practices and (iii) satisfy the Negative Screening Policy.

● **How do the sustainable investments that the financial product partially intends to make, not cause significant harm to any environmental or social sustainable investment objective?**

The sustainable investments that the Fund partially intends to make shall not cause any significant harm to any environmental or social sustainable investment objectives. As such the Investment Adviser considers the mandatory Principle Adverse Impacts (PAIs) as set out in Table 1 of Annex I of Commission Delegated Regulation (EU) 2022/1288 for corporate investments, as well as other ESG risks and controversies that the Investment Adviser considers potentially material, such as data privacy or censorship issues. Companies deemed by the Investment Adviser to be causing significant harm, based on the PAIs, are not considered sustainable investments.

— — — **How have the indicators for adverse impacts on sustainability factors been taken into account?**

As mentioned above, the Investment Adviser considers all mandatory PAIs. The Investment Adviser considers several PAIs within its Negative Screening Policy. In particular, the Negative Screening Policy addresses the Principal Adverse Impact 4 on exposure to companies active in the fossil fuel sector, Principal Adverse Impact 10 on United Nations Global Compact violators and Principal Adverse Impact 14 on controversial weapons.

Beyond the screening process, with respect to the remaining mandatory PAIs:

1. where the Investment Adviser considers sufficient and reliable quantitative data is available across the investment universe, the Investment Adviser uses third-party data and prescribed thresholds to determine whether the adverse impact associated with the company's activities is potentially significant based on the company's relative ranking (on the specific adverse impact) to the overall investment universe and/or peer group; or
2. where data availability or quality is not sufficient across the investment universe to enable a quantitative analysis, the Investment Adviser assess significant harm on a qualitative basis, for example using proxies. The Investment Adviser's assessment will also include an overall qualitative assessment of how ESG risks are being managed.

Where third party data or the Investment Adviser's assessment indicates that a company is potentially doing significant harm based on a PAI threshold, the Investment Adviser will do additional due diligence to better understand and assess negative impacts indicated by third party or proprietary data. If the Investment Adviser concludes that the company is not causing significant harm based on its analysis, it may proceed with the investment and the rationale for that decision will then be documented. For example, the Investment Adviser may conclude a

Principal adverse impacts are the most significant negative impacts of investment decisions on sustainability factors relating to environmental, social and employee matters, respect for human rights, anti-corruption and anti-bribery matters.

company is not causing significant harm if (i) the Investment Adviser has reason to believe that third-party data is inaccurate and the Investment Adviser's own research demonstrates that the company is not causing significant harm; or (ii) the company is taking steps to mitigate or remediate that harm through the adoption of timebound targets and there are meaningful signs of improvement and positive change.

— — — *How are the sustainable investments aligned with the OECD Guidelines for Multinational Enterprises and the UN Guiding Principles on Business and Human Rights? Details:*

The sustainable investments are aligned with the OECD Guidelines for Multinational Enterprises and the UN Guiding Principles on Business and Human Rights as follows: the Investment Adviser reviews issuers involved in significant ESG controversies, with a focus on those that may conflict with existing global standards, including guidelines from the United Nations Global Compact and the Organisation for Economic Co-operation and Development (OECD). In accordance with the Negative Screening Policy applied to the Fund, the Investment Adviser will exclude companies violating the UN Global Compact principles. Although other incidents will not automatically result in exclusion from the Fund, the Investment Adviser ensures that appropriate action to remediate the concerns are taken.

The EU Taxonomy sets out a “do not significant harm” principle by which Taxonomy-aligned investments should not significantly harm EU Taxonomy objectives and is accompanied by specific EU criteria.

The “do no significant harm” principle applies only to those investments underlying the financial product that take into account the EU criteria for environmentally sustainable economic activities. The investments underlying the remaining portion of this financial product do not take into account the EU criteria for environmentally sustainable economic activities.

Any other sustainable investments must also not significantly harm any environmental or social objectives.



Does this financial product consider principal adverse impacts on sustainability factors?



Yes.

This Fund considers the following principal adverse impacts (PAIs) on sustainability factors:

- Principal Adverse Impact 1 on greenhouse gas emissions.
- Principal Adverse Impact 4 on exposure to companies active in the fossil fuel sector.
- Principal Adverse Impact 10 on UNGC violators.
- Principal Adverse Impact 14 on controversial weapons.

The above-listed principal adverse impacts on sustainability factors are considered as follows:

PAI 1 on greenhouse gas emissions is considered as part of the Fund's management of its carbon footprint (WACI) for its investments in corporate issuers, which is lower than the Bloomberg Global Aggregate Corporate Total Return Index hedged to USD.

PAI 4 on exposure to companies active in the fossil fuel sector, PAI 10 on UNGC violators and PAI 14 on controversial weapons are considered when the Investment Adviser evaluates and applies ESG and norms-based screening to implement exclusions on corporate issuers. To support this screening, it relies on third party provider(s) who identify an issuer's participation in or the revenue which they derive from activities that are inconsistent with the ESG and norms-based screens.

In addition, the Fund's sustainable investments are assessed against each of the mandatory PAIs as described above.

Further information on how the financial product did consider principal adverse impacts (PAIs) on sustainability factors will be available in the Company's annual report.



What investment strategy does this financial product follow?

The Investment Adviser applies the following investment strategy to attain the environmental and/or social characteristics promoted:

The investment strategy guides investment decisions based on factors such as investment objectives and risk tolerance.

Carbon constraint. The Investment Adviser aims to manage a carbon footprint lower than the Fund's selected index level. Therefore, it will aim to manage a carbon footprint (WACI) for its investments in corporate issuers that is lower than the Fund's selected index level (Bloomberg Global Aggregate Corporate Total Return Index hedged to USD). Should the WACI of the Fund not be lower than the aforementioned index, the Investment Adviser will consider what action is in the best interest of the Fund, its Shareholders

and in line with the relevant Fund investment objective to bring the Fund back above the threshold in a reasonable period of time. The Investment Adviser carries out ongoing monitoring of WACI at the Fund level, and may reduce or eliminate exposures to certain companies as necessary.

The selected index is representative of the investment universe of the Fund. The Investment Adviser assesses the portfolio WACI data on an ongoing basis to help the Fund remain within the target level. This allows the Investment Adviser to measure the carbon footprint and carbon intensity of the portfolio compared to the selected index, and to understand the attribution of the emission results. From an investment perspective, carbon footprint analysis can serve as a tool to engage with the investee company and better understand the investee company's business. In the event that reported carbon emissions data is not available for a particular issuer, the third-party provider may provide estimates using their own methodologies. Issuers that do not have any carbon emissions data available (reported or estimated) are excluded from the WACI calculation. It is not the intention of the Investment Adviser to automatically exclude higher carbon emitters on an individual basis as the carbon intensity is monitored at the total portfolio level rather than at the individual holding level.

Negative Screening Policy. The Investment Adviser also evaluates and applies ESG and norms-based screening to implement a Negative Screening Policy relating to the Fund's investments in corporate issuers, with respect to certain sectors such as tobacco, fossil fuel and weapons, as well as companies violating the principles of the UNGC.

To support this screening on corporate issuers, the Investment Adviser relies on third party provider(s) who identify an issuer's participation in or the revenue which they derive from activities that are inconsistent with the ESG and norms-based screens. In this way, third party provider data is used to support the application of ESG and norms-based screening by the Investment Adviser. In the event that exclusions cannot be verified through third-party providers or if the Investment Adviser believes that data and/or assessment is incomplete or inaccurate, the Investment Adviser reserves the right to identify business involvement activities through its own assessment (including by using other third-party data sources).

If an eligible corporate issuer held in a Fund subsequently fails a screen, the issuer will not contribute towards the environmental and/or social characteristics of the Fund and will generally be sold within six months from the date of such determination, subject to the best interests of investors in the Fund.

The Investment Adviser ensures that the companies in which investments are made follow good governance practices.

● ***What are the binding elements of the investment strategy used to select the investments to attain each of the environmental or social characteristics promoted by this financial product?***

The Fund has the following binding elements:

- 1) **Carbon constraint.** The Fund aims to manage a carbon footprint for its investment in corporate issuers that is lower than the Fund's selected index level (Bloomberg Global Aggregate Corporate Total Return Index hedged to USD). Should the WACI of the Fund not be lower than the level of the aforementioned index, the Investment Adviser will consider what action is in the best interest of the Fund, its Shareholders and in line with the relevant Fund investment objective to bring the Fund back above the threshold in a reasonable period of time.
- 2) **Negative Screening Policy.** The Fund applies investment restrictions rules on a pre-trade basis in portfolio management systems to prohibit investment in corporate issuers based on the exclusion criteria. The portfolio also undergoes post-trade compliance checks.

The Investment Adviser selects investments to the extent they do not trigger a breach of the carbon target and are in line with the Negative Screening Policy.

● ***What is the committed minimum rate to reduce the scope of the investments considered prior to the application of that investment strategy?***

Not applicable.

Good governance

practices include sound management structures, employee relations, remuneration of staff and tax compliance.

What is the policy to assess good governance practices of the investee companies?

When assessing good governance practices, the Investment Adviser will, as a minimum, have regard to matters it sees relevant to the four prescribed pillars of good governance (i.e., sound management structures, employee relations, remuneration of staff and tax compliance).

As described above, the Investment Adviser applies a Negative Screening Policy to the Fund. As part of this, the Investment Adviser excludes companies that, based on available third-party data, are viewed to be in violation of the principles of the UNGC, which include Principle 10 (anti-corruption) and Principle 3 (employee relations).

In addition, good governance practices are evaluated as part of the Investment Adviser's ESG integration process. Such practices are assessed through a monitoring process based on available third-party indicators relating to corporate governance and corporate behavior. Third-party data may be inaccurate, incomplete or outdated. Where the corporate governance and corporate behavior indicators cannot be verified through the third-party provider, the Investment Adviser will aim to make such determination through its own assessment based on information that is reasonably available. Where relevant, fundamental analysis of a range of governance metrics that cover areas such as auditing practices, board composition and executive compensation, among others, is also conducted. The Investment Adviser also engages in regular dialogue with companies on corporate governance issues and exercises its proxy voting rights for the entities in which the Fund invests.

If a previously eligible company held in a Fund subsequently fails the Investment Adviser's assessment of good governance practices, the company will generally be sold within six months from the date of such determination, subject to the best interests of investors in the Fund.

Capital Group's ESG Policy Statement provides additional detail on Capital Group's ESG philosophy, integration, governance, support and processes, including proxy voting procedures and principles, as well as views on specific ESG issues, including ethical conduct, disclosures and corporate governance. Information on Capital Group's corporate governance principles can be found in its Proxy Voting Procedures and Principles as well as in the ESG Policy Statement.



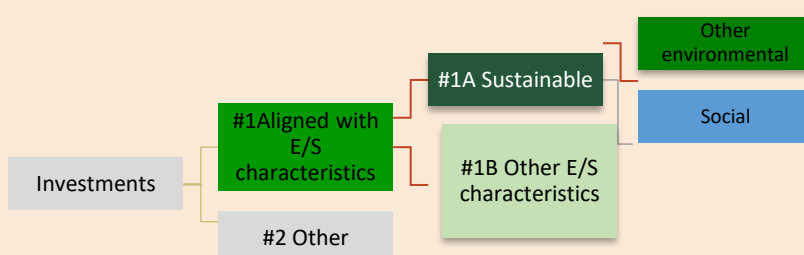
What is the asset allocation planned for this financial product?

Asset allocation

describes the share of investments in specific assets.

Taxonomy-aligned activities are expressed as a share of:

- **turnover** reflecting the share of revenue from green activities of investee companies
- **capital expenditure** (CapEx) showing the green investments made by investee companies, e.g., for a transition to a green economy.
- **operational expenditure** (OpEx) reflecting green operational activities of investee companies.



#1 Aligned with E/S characteristics includes the investments of the financial product used to attain the environmental or social characteristics promoted by the financial product.

#2 Other includes the remaining investments of the financial product which are neither aligned with the environmental or social characteristics, nor are qualified as sustainable investments.

The category **#1 Aligned with E/S characteristics** covers:

- The sub-category **#1A Sustainable** covers sustainable investments with environmental or social objectives.
- The sub-category **#1B Other E/S characteristics** covers investments aligned with the environmental or social characteristics that do not qualify as sustainable investments.

At least 90% of the Fund's investments are in category "**#1 Aligned with E/S characteristics**" and so are used to attain the environmental or social characteristics promoted by the Fund (being subject to the Investment Adviser's binding Negative Screening Policy and carbon constraint). A maximum of 10% of the Fund's investments including investments non-aligned with the E/S characteristics promoted and/or derivatives are in category "**#2 Other**".

Within the 90%, the Fund will have a minimum proportion of 10% of the portfolio in sub-category "**#1A Sustainable**", being sustainable investments with an environmental or social objective in economic activities that do not qualify as environmentally sustainable under the EU Taxonomy. These are investments that have passed through the Investment Adviser's sustainable investment assessment. The remainder of the portfolio will be in category "**#1B Other E/S characteristics**", being companies that do not pass the Investment Adviser's assessment of sustainable investment.

Cash and/or cash equivalents are excluded from the asset allocation above. Cash and cash-equivalents may be held for liquidity purposes to support the Fund's overall investment objective.

● **How does the use of derivatives attain the environmental or social characteristics promoted by the financial product?**

The Fund can use derivatives for investment purposes, hedging and/or efficient portfolio management, but will not use them to attain the environmental or social characteristics it promotes.



To what minimum extent are sustainable investments with an environmental objective aligned with the EU Taxonomy?

While this Fund promotes environmental characteristics within the meaning of Article 8 of the SFDR, its commitment to make “environmentally sustainable investments” within the meaning of the Taxonomy Regulation is set at 0% (including in transitional and enabling activities).

● **Does the financial product invest in fossil gas and/or nuclear energy related activities that comply with the EU Taxonomy⁶?**

Yes:

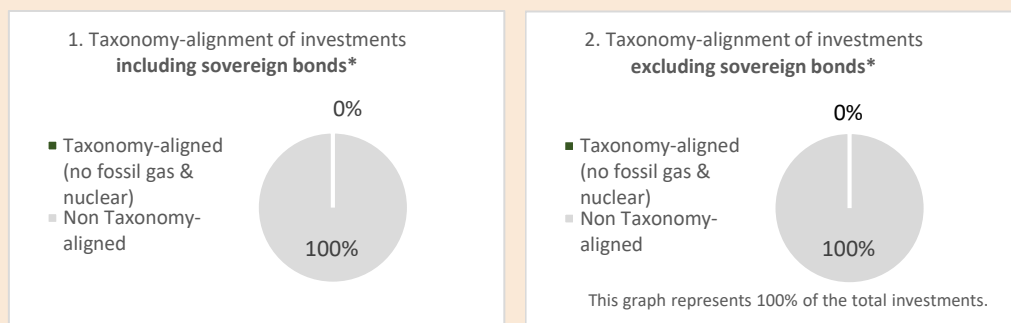
☐ In fossil gas

☐ In nuclear energy

☒ No

To comply with the EU Taxonomy, the criteria for **fossil gas** include limitations on emissions and switching to renewable power or low-carbon fuels by the end of 2035. For **nuclear energy**, the criteria include comprehensive safety and waste management rules. **Enabling activities** directly enable other activities to make a substantial contribution to an environmental objective. **Transitional activities** are activities for which low-carbon alternatives are not yet available and among others have greenhouse gas emission levels corresponding to the best performance.

The two graphs below show in green the minimum percentage of investments that are aligned with the EU Taxonomy. As there is no appropriate methodology to determine the Taxonomy-alignment of sovereign bonds, the first graph shows the Taxonomy alignment in relation to all the investments of the financial product including sovereign bonds, while the second graph shows the Taxonomy alignment only in relation to the investments of the financial product other than sovereign bonds.*



* For the purpose of these graphs, 'sovereign bonds' consist of all sovereign exposures

● **What is the minimum share of investments in transitional and enabling activities?**

0%. This Fund does not commit on a minimum share of investments in transitional and enabling activities.



are sustainable investments with an environmental objective that **do not take into account the criteria** for environmentally sustainable economic activities under the EU Taxonomy.



What is the minimum share of sustainable investments with an environmental objective that are not aligned with the EU Taxonomy?

Although the Fund commits to invest at least 10% in sustainable investments on an aggregate basis the Fund does not commit specifically to any minimum investment in sustainable investments with an environmental objective.



What is the minimum share of socially sustainable investments?

Although the Fund commits to invest at least 10% in sustainable investments on an aggregate basis the Fund does not commit specifically to any minimum investment in sustainable investments with a social objective.

⁶ Fossil gas and/or nuclear related activities will only comply with the EU Taxonomy where they contribute to limiting climate change (“climate change mitigation”) and do not significantly harm any EU Taxonomy objective – see explanatory note in the left hand margin. The full criteria for fossil gas and nuclear energy economic activities that comply with the EU Taxonomy are laid down in Commission Delegated Regulation (EU) 2022/1214.



What investments are included under “#2 Other”, what is their purpose and are there any minimum environmental or social safeguards?

The investments included under “#2 Other” are investments (including derivatives) which are neither aligned with the environmental or social characteristics, nor are qualified as sustainable investments, but are used to attain the investment objective of the Fund. There are no minimum environmental or social safeguards applicable to these investments.



Reference benchmarks are indexes to measure whether the financial product attains the environmental or social characteristics that

Is a specific index designated as a reference benchmark to determine whether this financial product is aligned with the environmental and/or social characteristics that it promotes?

No, there is no specific index designated as a reference benchmark to determine whether this Fund is aligned with the environmental and/or social characteristics that it promotes.



Where can I find more product specific information online?

More product-specific information can be found on the website:

<https://www.capitalgroup.com/individual-investors/lu/en/fund-centre.CGGCBLU.html>

More information can also be found in Capital Group's ESG Policy Statement and Capital Group's proxy voting procedures and principles. These documents can be found on:

https://www.capitalgroup.com/content/dam/cgc/shared-content/documents/policies/02_CR_ESG_Global_Proxy_Policy_FINAL_March_2022.pdf

[https://www.capitalgroup.com/content/dam/cgc/tenants/eacg/esg/files/esg-policy-statement\(en\).pdf](https://www.capitalgroup.com/content/dam/cgc/tenants/eacg/esg/files/esg-policy-statement(en).pdf)

Capital Group Future Generations Global Corporate Bond Fund (LUX)¹

Launch Date	27 February 2024
Investment Objective	The Fund seeks to provide, over the long term, a high level of total return (a combination of capital growth and income) by investing primarily in corporate Investment Grade Bonds issued by companies worldwide, which in the Investment Adviser's opinion contribute positively to environmental and social objectives through their current or future products and/or services.
ESG criteria	<ul style="list-style-type: none"> Proprietary eligibility assessment of companies to determine their suitability for the Fund, which includes consideration of the quality of corporate governance practices and any adverse environmental and social impacts. The Investment Adviser also assess how companies are managing material ESG risks. Implementation of a Negative Screening Policy relating to the Fund's investments in corporate issuers. Commitment to make sustainable investments contributing to environmental or social objectives. <p>For more information on the Fund's ESG criteria, please refer the Fund's pre-contractual information pursuant to Article 8 of SFDR at the end of this Fund Information Sheet.</p>
Profile of the typical investor	The Fund is actively managed and particularly suitable for investors seeking <ul style="list-style-type: none"> high level of total return through investment primarily in corporate Investment Grade Bonds; and environmental and/or social characteristics as part of their investments within the meaning of Article 8 of the SFDR, as set out in detail at the end of this Fund Information Sheet.
Eligible Investment Countries	Any country.
Specific Investment Guidelines and Restrictions	<ol style="list-style-type: none"> The Fund may invest in companies whose activities are aligned with any single or combination of sustainable investment themes focused on global social and environmental challenges as identified by the Investment Adviser. These themes map to the United Nations Sustainable Development Goals ("SDGs"). The Investment Adviser also takes into consideration topics, communities, and groups not specifically referenced in the SDG framework. Investments are made in companies, contributing positively to these areas such as, but not limited to: (i) health & well-being, (ii) energy transition, (iii) sustainable cities & communities, (iv) responsible consumption, (v) education & information access, (vi) financial inclusion and (vii) clean water & sanitation. Investments may also include companies which, in the opinion of the Investment Adviser, are actively transitioning their activities to have higher positive alignment to the UN SDGs, with material near or medium-term change expected. The Fund commits to maintain at least 60% of its investments in sustainable investments (i) which are assessed based on alignment of business activities with any one or a combination of sustainable investment themes as mentioned above; and (ii) which do not cause any significant harm to any environmental or social sustainable investment objectives. Companies must have satisfactory management of ESG risks and good governance practices. The Investment Adviser applies ESG and norms-based exclusions to implement a negative screening policy at the time of purchase relating to the Fund's investments in companies. To support this implementation, it relies on third-party providers who identify an issuer's participation in or the revenue which they derive from activities that are inconsistent with these exclusions. If exclusions cannot be verified through these third-party providers, the Investment Adviser will aim to identify business involvement activities through its own assessment. The Negative Screening Policy applied by the Investment Adviser can be found at https://www.capitalgroup.com/content/dam/cgc/tenants/eacg/negative-screening-policy.pdf. The Fund will seek to invest at least 80% of its total net assets in corporate Bonds. Investment in Bonds will be limited to Investment Grade Bonds. In case of split-rated Bonds, the highest credit rating of S&P, Moody's or Fitch will apply. Securities that fail to maintain an Investment Grade rating from at least one rating agency (or which are no longer deemed Investment Grade by the Investment Adviser) must be sold within three months, taking into account the interests of Shareholders. The Fund may invest up to 20% in Emerging Markets. The Fund may invest in ABS/MBS, credit-linked notes and similar instruments of a credit rating no lower than Investment Grade, such investments not to exceed 10% of the net assets of the Fund and provided that the issuer is either located in a member state of the OECD or a European Economic Area country and/or the assets are admitted to trading on or included in a Regulated Market. The Fund may use derivative instruments for investment purposes, hedging and/or efficient portfolio management. Instruments permitted are interest rate swaps, CDXs, CDS, forward contracts, FX options, futures and options on futures as described in more detail in the main part of the Prospectus under the "Risk Warnings" section and in Annex 1. Up to 10% of the total net assets of the Fund may be subject to Total Return Swaps. Please read the "Risk Warnings" section for more details of the relevant risk factors involved. In order to achieve its investment goals, for treasury purposes and/or in case of unfavourable market conditions, the Fund may also invest in deposits with credit institutions, money market instruments and units of money market funds within the meaning of the investment restrictions set out in Annex 1.
Specific Risks	Bonds, derivative instruments, OTC Markets, Emerging Markets, ABS/MBS, Sustainability Risks. Further details of general and specific risks can be found under "Risk Warnings" section and in Annex I.
Investment Adviser	CRMC
Base Currency	USD

¹ This Fund will be named Capital Group Sustainable Global Corporate Bond Fund (LUX) until 13 December 2024.

Valuation Date	Each Business Day, other than days (as determined by the Board or the Management Company at their discretion) on which any market(s) representing a meaningful portion of the Fund's portfolio is closed. For the purpose of this paragraph, the market to be considered is the market where the relevant instrument is traded. (A list of such dates is available on capitalgroup.com/international)	
Calculation method of the risk exposure	<p>Relative VaR approach using Bloomberg Global Aggregate Corporate Total Return Index hedged to USD as the appropriate reference portfolio.</p> <p>The Fund is actively managed. The Company has full discretion over the composition of the Fund's portfolio, subject to the relevant investment objective, guidelines and restrictions, which do not provide for index-tracking objectives. The use of the above index is in relation to the calculation of the Relative VaR. Though the majority of the holdings of the Fund (excluding derivatives) are likely to be components of the index, the Investment Adviser is not bound by the components or weighting of the index when selecting investments and may invest in securities not included in the index. The degree to which the Fund may resemble the composition and risk characteristics of the index will vary over time and its performance may be meaningfully different.</p> <p>Further information on Relative VaR can be found in Annex 1 under "Risk management and monitoring of financial derivatives instruments", and further details on the application of the VaR methodology and information about the Fund's risk management process are available upon request from the Management Company.</p>	
Expected level of leverage	<p>200%</p> <p>The Fund's level of leverage is expected to be 200% of the net assets of the Fund, as calculated using the sum of the notionals, not taking into account any netting of the derivatives and hedging arrangements that the Fund has in place at any time. Under certain circumstances (e.g. very low market volatility), the actual Fund's level of leverage may increase from time to time to higher levels.</p> <p>The Fund's expected level of leverage is not a regulatory limit on the Fund and there may be no action whether the actual leverage is higher or lower than the disclosed expected level of leverage.</p>	
Hedged Equivalent Classes	The Fund will aim at hedging 100% (with a reasonable margin of tolerance) of its total net assets, from USD (regardless of the underlying current exposure of the portfolio to USD) into the currency referred to in the relevant Class's designation. The list of available Hedged Equivalent Classes can be found online on the Management Company's webpage at capitalgroup.com/international	
Cut-Off Time	1:00pm Luxembourg time on every Valuation Date	
Launch Date subscription cut-off time	All launch date subscriptions will need to be received no later than 5:00pm CET three Business Days before the Launch Date. All subscriptions received after this date will be processed on the relevant Valuation Date after the Launch Date	
Fiscal year-end	31 December in each year	
Fees and charges¹	Until 31 December 2024:	
	Fund Administration Fee ²	0.15 % maximum
	Depositary and Custody Fees ³	0.04 % maximum
	From 1 January 2025:	
	Annual Administration Charge ⁴	0.25% maximum

¹ Fund Administration, Depositary and Custody Fees, which are included in the total expense ratio (TER), which varies by Fund and by Share Class, may be partially allocated to the relevant Share Class by the Management Company. Please see the relevant KIID and the Company's annual report for details.

² Effective rate varies with the total assets of the Fund up to the indicated maximum.

³ Effective rate varies with the total assets of the Fund and with the country breakdown in the Portfolio up to the indicated maximum.

⁴ Please refer to the section Charges, Expenses and Fees for the detail of what is included in the Annual Administration Charge.

Capital Group Future Generations Global Corporate Bond Fund (LUX)¹

	Minimum Initial Investment and Amount held at any time	Management Fee
Class A4, A7, A9, A11 and Equivalent		
A4	\$10 million or equivalent	0.250%
A7	\$100 million or equivalent	0.200%
A9	\$250 million or equivalent	0.180%
A11	\$500 million or equivalent	0.160%
Class C and Equivalent		
C	None	Charged outside the Company
Class B and Equivalent		
B	None	1.00%
Class BL and Equivalent		
BL	\$100 million or equivalent and by separate agreement	0.85%
Class N and Equivalent		
N	None	1.50%
Class Z and Equivalent		
Z	None	0.50%
Class P and Equivalent		
P	\$100 million or equivalent	0.40%
Class ZL and Equivalent		
ZL	\$500 million or equivalent	0.35%

¹ This Fund will be named Capital Group Sustainable Global Corporate Bond Fund (LUX) until 13 December 2024.

Product name: Capital Group Future Generations Global Corporate Bond Fund (LUX)¹
Legal entity identifier: 5493008PZIMIIT0L0K15

Environmental and/or social characteristics

Sustainable investment means an investment in an economic activity that contributes to an environmental or social objective, provided that the investment does not significantly harm any environmental or social objective and that the investee companies follow good governance practices.

The **EU Taxonomy** is a classification system laid down in Regulation (EU) 2020/852, establishing a list of **environmentally sustainable economic activities**. That Regulation does not include a list of socially sustainable economic activities. Sustainable investments with an environmental objective might be aligned with the Taxonomy or not.

Does this financial product have a sustainable investment objective?

<input checked="" type="radio"/> <input checked="" type="radio"/> <input type="checkbox"/> Yes	<input checked="" type="radio"/> <input type="radio"/> <input checked="" type="checkbox"/> No
<input type="checkbox"/> It will make a minimum of sustainable investments with an environmental objective: ____%	<input checked="" type="checkbox"/> It promotes Environmental/Social (E/S) characteristics and while it does not have as its objective a sustainable investment, it will have a minimum proportion of 60% of sustainable investments
<input type="checkbox"/> in economic activities that qualify as environmentally sustainable under the EU Taxonomy	<input type="checkbox"/> with an environmental objective in economic activities that qualify as environmentally sustainable under the EU Taxonomy
<input type="checkbox"/> in economic activities that do not qualify as environmentally sustainable under the EU Taxonomy	<input checked="" type="checkbox"/> with an environmental objective in economic activities that do not qualify as environmentally sustainable under the EU Taxonomy
<input type="checkbox"/> It will make a minimum of sustainable investments with a social objective: ____%	<input checked="" type="checkbox"/> with a social objective
<input type="checkbox"/> It promotes E/S characteristics, but will not make any sustainable investments	



What environmental and/or social characteristics are promoted by this financial product?

The Fund promotes environmental and/or social characteristics through the Investment Adviser's investment process, which applies an eligibility assessment and a Negative Screening Policy as follows:

Investments in companies that have alignment with the UN Sustainable Development Goals (SDGs): The Investment Adviser seeks to invest in companies whose products and/or services that are majority-aligned, or transitioning towards higher positive alignment, with any single or combination of sustainable investment themes focused on global social and environmental challenges as identified by the Investment Adviser. These themes are mapped to the UN SDGs. The Investment Adviser also takes into consideration topics, communities, and groups not specifically referenced in the SDG framework.

Investments subject to the Investment Adviser's Negative Screening Policy: Through its Negative Screening Policy, the Investment Adviser evaluates and applies ESG and norms-based screening to implement exclusions on corporate issuers at the time of purchase, with respect to certain sectors such as tobacco, fossil fuel and weapons, as well as companies violating the principles of the United Nations Global Compact (UNGC).

There is no reference benchmark designated for the purpose of attaining the environmental and/or social characteristics promoted by the Fund.

Sustainability indicators measure how the environmental or social characteristics promoted by the financial product are attained.

What sustainability indicators are used to measure the attainment of each of the environmental or social characteristics promoted by this financial product?

The sustainability indicators used by the Fund to measure the attainment of each of the environmental or social characteristics it promotes are the following:

- Percentage of corporate issuers failing a screen under the Negative Screening Policy,
- Percentage of investments having at least 50% of their revenue aligned with the SDGs, and

¹ This Fund will be named Capital Group Sustainable Global Corporate Bond Fund (LUX) until 13 December 2024.

- Percentage of investments in companies considered as “Transitioning”.

What are the objectives of the sustainable investments that the financial product partially intends to make and how does the sustainable investment contribute to such objectives?

The Investment Adviser commits to maintain at least 60% of the Fund’s investments in companies that, in the Investment Adviser’s opinion, are addressing social and/or environmental challenges through their current or future products and/or services.

Such companies have products and services that are majority-aligned, or transitioning towards higher positive alignment, with any single or combination of sustainable investment themes focused on global social and environmental challenges as identified by the Investment Adviser. These themes map to the United Nations Sustainable Development Goals (“SDGs”). The Investment Adviser also takes into consideration topics, communities, and groups not specifically referenced in the SDG framework. Therefore, investments could be made in companies addressing needs such as but not limited to: (i) energy transition, (ii) health & well-being, (iii) sustainable cities & communities, (iv) responsible consumption, (v) clean water & sanitation, (vi) education & information access, and (vii) financial inclusion.

The sustainable investments that the Fund intends to make are subject to the Investment Adviser’s eligibility process for sustainable investments. Sustainable investments are those whose business activities are majority-aligned or transitioning towards higher positive alignment with any one or a combination of the sustainable investment themes as mentioned above, and that (i) do not significant harm any environmental or social objective, as measured in line with the principal adverse impact indicators, (ii) follow good governance practices and (iii) satisfy the Negative Screening Policy.

How do the sustainable investments that the financial product partially intends to make, not cause significant harm to any environmental or social sustainable investment objective?

The sustainable investments that the Fund partially intends to make shall not cause any significant harm to any environmental or social sustainable investment objectives. As such the Investment Adviser considers the mandatory Principle Adverse Impacts (PAIs) as set out in Table 1 of Annex I of Commission Delegated Regulation (EU) 2022/1288 for corporate investments, as well as other ESG risks and controversies that the Investment Adviser considers potentially material as outlined in the sector-level Standards described below, such as data privacy or censorship issues. Companies deemed by the Investment Adviser to be causing significant harm, based on the PAIs, are not considered sustainable investments.

How have the indicators for adverse impacts on sustainability factors been taken into account?

As mentioned above, the Investment Adviser considers all mandatory PAIs.

The Investment Adviser considers several PAIs within its Negative Screening Policy. In particular, the Negative Screening Policy addresses the Principal Adverse Impact 4 on exposure to companies active in the fossil fuel sector, Principal Adverse Impact 10 on United Nations Global Compact violators and Principal Adverse Impact 14 on controversial weapons.

Beyond the screening process, with respect to the remaining mandatory PAIs:

1. where the Investment Adviser considers sufficient and reliable quantitative data is available across the investment universe, the Investment Adviser uses third-party data and prescribed thresholds to determine whether the adverse impact associated with the issuer’s activities is potentially significant based on the issuer’s relative ranking (on the specific adverse impact) to the overall investment universe and/or peer group; or
2. where data availability or quality is not sufficient across the investment universe to enable a quantitative analysis, the Investment Adviser assess significant harm on a qualitative basis, for example using proxies. The Investment Adviser’s assessment will also include an overall qualitative assessment of how ESG risks are being managed.

Where third party data or the Investment Adviser’s assessment indicates that an issuer is potentially doing significant harm based on a PAI threshold, the Investment Adviser will do additional due diligence to better understand and assess negative impacts indicated by third party or proprietary data. If the Investment Adviser concludes that the issuer is not causing significant harm based on its analysis, it may proceed with the investment and the rationale for that decision will then be documented. For example, the Investment Adviser may conclude an issuer is not causing significant harm if (i) the Investment Adviser has reason to believe that third-party data is inaccurate and the Investment Adviser’s own research

Principal adverse impacts are the most significant negative impacts of investment decisions on sustainability factors relating to environmental, social and employee matters, respect for human rights, anti-corruption and anti-bribery matters.

demonstrates that the issuer is not causing significant harm; or (ii) the issuer is taking steps to mitigate or remediate that harm through the adoption of timebound targets and there are meaningful signs of improvement and positive change.

— — — *How are the sustainable investments aligned with the OECD Guidelines for Multinational Enterprises and the UN Guiding Principles on Business and Human Rights? Details:*

The sustainable investments are aligned with the OECD Guidelines for Multinational Enterprises and the UN Guiding Principles on Business and Human Rights as follows:

The Investment Adviser reviews issuers involved in significant ESG controversies, with a focus on those that may conflict with existing global standards, including guidelines from the United Nations Global Compact and the Organisation for Economic Co-operation and Development (OECD). In accordance with the Negative Screening Policy applied to the Fund, the Investment Adviser will exclude companies violating the UN Global Compact principles. Although other incidents will not automatically result in exclusion from the Fund, the Investment Adviser ensures that appropriate action to remediate the concerns are taken.

The EU Taxonomy sets out a “do not significant harm” principle by which Taxonomy-aligned investments should not significantly harm EU Taxonomy objectives and is accompanied by specific EU criteria.

The “do no significant harm” principle applies only to those investments underlying the financial product that take into account the EU criteria for environmentally sustainable economic activities. The investments underlying the remaining portion of this financial product do not take into account the EU criteria for environmentally sustainable economic activities.

Any other sustainable investments must also not significantly harm any environmental or social objectives.



Does this financial product consider principal adverse impacts on sustainability factors?



Yes



No

The Fund's sustainable investments are assessed against each of the mandatory PAIs as described above. Further information on how the financial product did consider PAIs on sustainability factors will be available in the Company's annual report.



The investment strategy guides investment decisions based on factors such as investment objectives and risk tolerance.

What investment strategy does this financial product follow?

The Investment Adviser applies the investment strategy to attain the environmental and/or social characteristics promoted and the sustainable investment objective as follows:

Investments in companies that have alignment with the UN Sustainable Development Goals (SDGs): The Fund invests in companies whose products and services are majority-aligned, or transitioning towards higher positive alignment, with any single or combination of sustainable investment themes focused on global social and environmental challenges as identified by the Investment Adviser. These themes map to the United Nations Sustainable Development Goals (“SDGs”). The Investment Adviser also takes into consideration topics, communities, and groups not specifically referenced in the SDG framework.

To identify such companies, the Investment Adviser performs an eligibility assessment that relies on bottom-up proprietary research conducted by the Investment Adviser's investment and ESG teams. This eligibility assessment is underpinned by the Investment Adviser's sector-level “Characteristics” and “Standards”:

- Characteristics: focus on whether products and services contribute to the SDGs; and
- Standards: focus on management of material ESG risks and good governance.

The Fund invests in ‘Aligned’ companies that currently have at least half of their business aligned, as well as ‘Transitioning’ companies that the Investment Adviser believes are actively transitioning their business to higher positive alignment with material near-to-medium term change expected. If a company is determined to be aligned or transitioning and purchased in the Fund, but fails to meet the aligned or transitioning requirements thereafter, such company would no longer be considered a sustainable investment anymore and would generally be sold within six months from the date of such determination, subject to the best interests of investors in the Fund.

Investments subject to the Investment Adviser's Negative Screening Policy: In addition to alignment, the Investment Adviser also evaluates and applies ESG and norms-based screening to implement a Negative Screening Policy relating to the Fund's investments in corporate issuers at the time of purchase, with respect to certain sectors such as tobacco, fossil fuel and weapons, as well as companies violating the principles of the UNGC. The Investment Adviser identifies certain issuers or groups of issuers that it excludes from the portfolio to promote the environmental or social characteristics supported by the Fund.

To support this screening on corporate issuers, the Investment Adviser relies on third party provider(s) who identify an issuer's participation in or the revenue which they derive from activities that are inconsistent with the ESG and norms-based screens. In this way, third party provider data is used to support the application of ESG and norms-based screening by the Investment Adviser. In the event that exclusions cannot be verified through third-party providers or if the Investment Adviser believes that data and/or assessment is incomplete or inaccurate, the Investment Adviser reserves the right to identify business involvement activities through its own assessment (including by using other third-party data sources).

If an eligible corporate issuer held in a Fund subsequently fails a screen, the issuer will not contribute towards the environmental and/or social characteristics of the Fund and will generally be sold within six months from the date of such determination, subject to the best interests of investors in the Fund.

● ***What are the binding elements of the investment strategy used to select the investments to attain each of the environmental or social characteristics promoted by this financial product?***

The binding elements of the investment strategy used to attain its environmental and social characteristics are:

Sustainable investments. The Fund commits to making a minimum allocation to sustainable investments as set out above. The objectives of the sustainable investments are to make a positive contribution to environmental objectives and/or social objectives.

Negative Screening Policy. The Investment Adviser identifies certain issuers or groups of issuers that it should exclude from the portfolio to promote the environmental and/or social characteristics supported by the Fund as set out in the Negative Screening Policy.

● ***What is the committed minimum rate to reduce the scope of the investments considered prior to the application of that investment strategy?***

Not applicable.

● ***What is the policy to assess good governance practices of the investee companies?***

When assessing good governance practices, the Investment Adviser will, as a minimum, have regard to matters it sees relevant to the four prescribed pillars of good governance (i.e., sound management structures, employee relations, remuneration of staff and tax compliance). As described above, the Investment Adviser applies a Negative Screening Policy to the Fund. As part of this, the Investment Adviser excludes companies that, based on available third-party data, are viewed to be in violation of the principles of the UNGC, which include Principle 10 (anti-corruption) and Principle 3 (employee relations).

In addition, the Investment Adviser assesses the quality of corporate governance practices of companies as part of its assessment eligibility assessment when examining ESG risks, and as part of its ESG integration process more broadly. The Investment Adviser's fundamental analysis covers a range of governance metrics including among others audit practices, board composition and executive compensation. The Investment Adviser engages in regular dialogue with companies on corporate governance issues and exercises its proxy voting rights for the entities in which the Fund invests.

If a previously eligible company held in a Fund subsequently fails the Investment Adviser's assessment of good governance practices, such company would no longer be considered a sustainable investment and would generally be sold within six months from the date of such determination, subject to the best interests of investors in the Fund.

Capital Group's ESG Policy Statement provides additional detail on the Investment Adviser's ESG integration approach and processes, including proxy voting procedures and principles, as well as views on specific ESG issues, including ethical conduct, disclosures and corporate governance. Information on the Investment Adviser's corporate governance principles can be found in its Proxy Voting Procedures and Principles.

Good governance practices include sound management structures, employee relations, remuneration of staff and tax compliance.



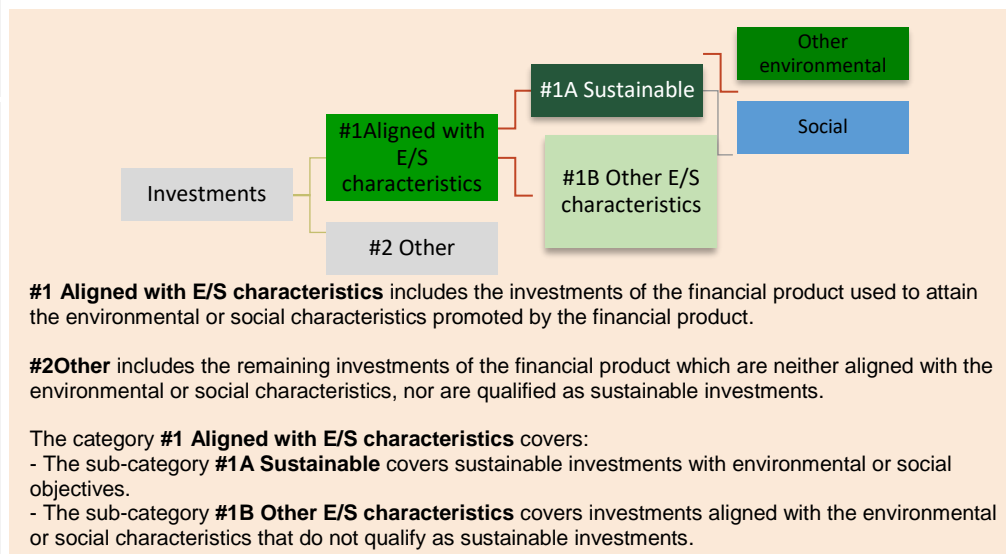
What is the asset allocation planned for this financial product?

Asset allocation

describes the share of investments in specific assets.

Taxonomy-aligned activities are expressed as a share of:

- **turnover** reflecting the share of revenue from green activities of investee companies.
- **capital expenditure** (CapEx) showing the green investments made by investee companies, e.g. for a transition to a green economy.
- **operational expenditure** (OpEx) reflecting green operational activities of investee companies.



At least 90% of the Fund's investments are in category “#1 Aligned with E/S characteristics” and so are used to attain the environmental or social characteristics promoted by the Fund. Such investments are those that are designated as eligible as “aligned” or “transitioning” companies and that pass the Investment Adviser's binding Negative Screening Policy.

A maximum of 10% of the Fund's investments including investment non-aligned with E/S characteristics promoted and/or derivatives are in category “#2 Other”.

Within the 90%, the Fund will have a minimum proportion of 60% of the portfolio in sub-category “#1A Sustainable”, being sustainable investments with an environmental or social objective in economic activities that do not qualify as environmentally sustainable under the EU Taxonomy. These are investments that have passed through the Investment Adviser's sustainable investment assessment (alignment and screening, good governance and do no significant harm). The remainder of the portfolio will be in category “#1B Other E/S characteristics”, being issuers that do not pass the Investment Adviser's assessment of sustainable investment.

Cash and/or cash equivalents are excluded from the asset allocation above. Cash and cash-equivalents may be held for liquidity purposes to support the Fund's overall investment objective.

How does the use of derivatives attain the environmental or social characteristics promoted by the financial product?

The Fund will not use derivatives to attain the environmental or social characteristics it promotes.



To what minimum extent are sustainable investments with an environmental objective aligned with the EU Taxonomy?

While this Fund promotes environmental characteristics within the meaning of Article 8 of the SFDR, its commitment to make environmentally sustainable investments within the meaning of the Taxonomy Regulation is set at 0% (including in transitional and enabling activities).

Does the financial product invest in fossil gas and/or nuclear energy related activities that comply with the EU Taxonomy¹?



Yes:



In fossil gas



In nuclear energy



No

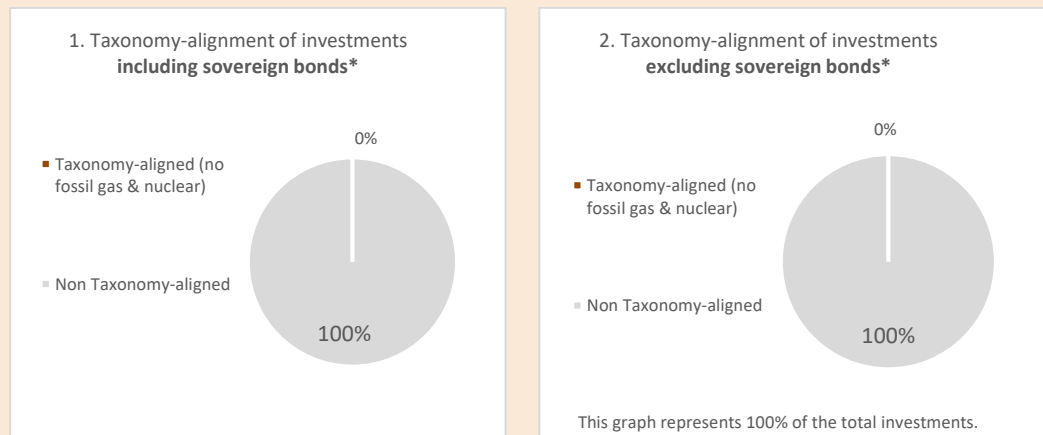
¹ Fossil gas and/or nuclear related activities will only comply with the EU Taxonomy where they contribute to limiting climate change (“climate change mitigation”) and do not significantly harm any EU Taxonomy objective – see explanatory note in the left hand margin. The full criteria for fossil gas and nuclear energy economic activities that comply with the EU Taxonomy are laid down in Commission Delegated Regulation (EU) 2022/1214.

To comply with the EU Taxonomy, the criteria for **fossil gas** include limitations on emissions and switching to renewable power or low-carbon fuels by the end of 2035. For **nuclear energy**, the criteria include comprehensive safety and waste management rules.

Enabling activities directly enable other activities to make a substantial contribution to an environmental objective.

Transitional activities are activities for which low-carbon alternatives are not yet available and among others have greenhouse gas emission levels corresponding to the best performance.


The two graphs below show in green the minimum percentage of investments that are aligned with the EU Taxonomy. As there is no appropriate methodology to determine the Taxonomy-alignment of sovereign bonds, the first graph shows the Taxonomy alignment in relation to all the investments of the financial product including sovereign bonds, while the second graph shows the Taxonomy alignment only in relation to the investments of the financial product other than sovereign bonds.*



* For the purpose of these graphs, 'sovereign bonds' consist of all sovereign exposures.

● What is the minimum share of investments in transitional and enabling activities?

0%. This Fund does not commit on a minimum share of investments in transitional and enabling activities.

 are sustainable investments with an environmental objective that **do not take into account the criteria** for environmentally sustainable economic activities under the EU Taxonomy.



What is the minimum share of sustainable investments with an environmental objective that are not aligned with the EU Taxonomy?

Although the Fund commits to invest at least 60% in sustainable investment on an aggregate basis the Fund does not commit specifically to any minimum investment in sustainable investments with an environmental objective.



What is the minimum share of socially sustainable investments?

Although the Fund commits to invest at least 60% in sustainable investment on an aggregate basis the Fund does not commit specifically to any minimum investment in sustainable investments with a social objective.



What investments are included under “#2 Other”, what is their purpose and are there any minimum environmental or social safeguards?

The investments included under “#2 Other” are investments (including derivatives), which are neither aligned with the environmental or social characteristics, nor are qualified as sustainable investments, but are used to attain the investment objective of the Fund. There are no minimum environmental or social safeguards applicable to these investments.



Reference benchmarks are indexes to measure whether the financial product attains the environmental or social characteristics that they promote.

Is a specific index designated as a reference benchmark to determine whether this financial product is aligned with the environmental and/or social characteristics that it promotes?

No, there is no specific index designated as a reference benchmark to determine whether this Fund is aligned with the environmental and/or social characteristics that it promotes.



Where can I find more product specific information online?

More product-specific information can be found on the website:

<https://www.capitalgroup.com/individual-investors/lu/en/investments/fund-centre.CGFGCLU.html>

More information can also be found in Capital Group's ESG Policy Statement and Capital Group's proxy voting procedures and principles. These documents can be found on:

https://www.capitalgroup.com/content/dam/cgc/shared-content/documents/policies/02_CR_ESG_Global_Proxy_Policy_FINAL_March_2022.pdf

[https://www.capitalgroup.com/content/dam/cgc/tenants/eacg/esg/files/esg-policy-statement\(en\).pdf](https://www.capitalgroup.com/content/dam/cgc/tenants/eacg/esg/files/esg-policy-statement(en).pdf)

Capital Group US Corporate Bond Fund (LUX)

Launch Date	21 March 2017
Investment Objective	To provide, over the long term, a high level of total return consistent with capital preservation and prudent risk management. The Fund invests primarily in USD-denominated corporate Investment Grade Bonds. These Bonds will be Investment Grade at the time of purchase. These are usually listed or traded on other Regulated Markets. Unlisted securities and other fixed-income securities, including government securities, may also be purchased, subject to the relevant provisions of the "General Investment Guidelines and Restrictions".
ESG criteria	<ul style="list-style-type: none"> • Management of a carbon footprint lower than the Fund's selected index level • Implementation of a Negative Screening Policy relating to the Fund's investments in corporate issuers. • Commitment to make sustainable investments contributing to environmental or social objectives. <p>For more information on the Fund's ESG criteria, please refer the Fund's pre-contractual information pursuant to Article 8 of SFDR at the end of this Fund Information Sheet.</p>
Profile of the typical investor	<p>The Fund is actively managed and particularly suitable for investors seeking:</p> <ul style="list-style-type: none"> • high level of current income and the potential for higher returns than cash through investment primarily in USD-denominated corporate Investment Grade Bonds; and • to consider environmental, social and/or governance criteria as part of their investments within the meaning of Article 8 of the SFDR, as set out in detail at the end of this Fund Information Sheet.
Eligible Investment Countries	Any country.
Specific Investment Guidelines and Restrictions	<ol style="list-style-type: none"> 1. The Fund will seek to invest at least 80% of its total net assets in corporate Bonds. Investment in Bonds will be limited to Investment Grade Bonds. Securities that fail to maintain an Investment Grade rating from at least one rating agency (or which are no longer deemed Investment Grade by the Investment Adviser) must be sold within six months, taking into account the interests of Shareholders. In case of split-rated Bonds, the highest credit rating of S&P, Moody's or Fitch will apply. 2. The Fund aims to manage a carbon footprint (WACI) for its investments in corporate issuers that is lower than Bloomberg U.S. Corporate Investment Grade index. Should the WACI of the Fund not be lower than the level of the aforementioned index, the Investment Adviser will consider what action is in the best interest of the Fund, its Shareholders and in line with the relevant Fund investment objective to bring the Fund back above the threshold in a reasonable period of time. The Investment Adviser relies on carbon footprint data from a third party provider to carry out ongoing monitoring of WACI intensity at the Fund level, and may reduce or eliminate exposures to certain companies as necessary. 3. The Investment Adviser evaluates and applies ESG and norms-based screening to implement exclusions at time of purchase on corporate issuers, with respect to certain sectors such as fossil fuel and weapons. To support this screening, it relies on third party provider(s) who identify an issuer's participation in or the revenue which they derive from activities that are inconsistent with the ESG and norms-based screens. The Negative Screening Policy applied that can be found on: https://www.capitalgroup.com/content/dam/cgc/tenants/eacg/negative-screening-policy.pdf. 4. The Fund commits to maintain at least 10% in sustainable investments (i) which are assessed based on alignment of business activities with any one or a combination of sustainable investment themes focused on tackling global social and environmental challenges, as outlined by the United Nations Sustainable Development Goals; and (ii) which do not cause any significant harm to any environmental or social sustainable investment objectives. 5. Companies must have good governance practices. 6. All securities held by the Fund will be denominated in USD. 7. The Fund may invest in ABS/MBS, credit-linked notes and similar instruments of a credit rating no lower than Investment Grade, such investments not to exceed 10% of the net assets of the Fund and provided that the issuer is either located in a member state of the OECD or an European Economic Area country and/or the assets are admitted to trading on or included in a Regulated Market. 8. The Fund may use financial derivative instruments for investment purposes, hedging and/or efficient portfolio management. Instruments permitted are interest rate swaps, CDXs, CDS, forward contracts, FX options, futures and options on futures as described in more detail in the main part of the Prospectus under the "Risk Warnings" section and in Annex 1. 9. Up to 10% of the total net assets of the Fund may be subject to Total Return Swaps. Please read the "Risk Warnings" section for more details of the relevant risk factors involved. 10. In order to achieve its investment goals, for treasury purposes and/or in case of unfavourable market conditions, the Fund may also invest in deposits with credit institutions, money market instruments and units of money market funds within the meaning of the investment restrictions set out in Annex 1.
Specific Risks	Bonds, ABS/MBS, derivative instruments, OTC Markets, Sustainability Risks. Further details of general and specific risks can be found under "Risk Warnings" section and in Annex 1.
Investment Adviser	CRMC
Investment Sub-Adviser	<p>CISA</p> <p>CISA, when managing the Fund, considers environmental, social and governance (ESG) issues alongside financial and economic indicators in its fundamental research and analysis of companies. CISA performs an internal ESG norms-based screening using the United Nations Global Compact (https://www.unglobalcompact.org/what-is-gc/mission/principles) for flagging companies in breach of these</p>

	internationally recognized norms, as an intrinsic part of its investment process. CISA bases its decisions to buy or to sell securities on financial and economic indicators and uses the above norms-based ESG screening as an additional non-binding input in our forward looking assessment.
Base Currency	USD
Valuation Date	Each Business Day, other than days (as determined by the Board or the Management Company at their discretion) on which any market(s) representing a meaningful portion of the Fund's portfolio is closed. For the purpose of this paragraph, the market to be considered is the market where the relevant instrument is traded. (A list of such dates is available on capitalgroup.com/international)
Calculation method of the risk exposure	<p>Relative VaR approach using Bloomberg U.S. Corporate Investment Grade index as the appropriate reference portfolio.</p> <p>The Fund is actively managed. The Company has full discretion over the composition of the Fund's portfolio, subject to the relevant investment objective, guidelines and restrictions, which do not provide for index-tracking objectives.</p> <p>The use of the above index is in relation to the calculation of the Relative VaR. Though the majority of the holdings of the Fund (excluding derivatives) are likely to be components of the index, the Investment Adviser is not bound by the components or weighting of the index when selecting investments and may invest in securities not included in the index. The degree to which the Fund may resemble the composition and risk characteristics of the index will vary over time and its performance may be meaningfully different.</p> <p>Further information on Relative VaR can be found in Annex 1 under "Risk management and monitoring of financial derivatives instruments", and further details on the application of the VaR methodology and information about the Fund's risk management process are available upon request from the Management Company.</p>
Expected level of leverage	<p>75%</p> <p>The Fund's level of leverage is expected to be 75% of the net assets of the Fund, as calculated using the sum of the notional, not taking into account any netting of the derivatives and hedging arrangements that the Fund has in place at any time. Under certain circumstances (e.g. very low market volatility), the actual Fund's level of leverage may increase from time to time to higher levels.</p> <p>The Fund's expected level of leverage is not a regulatory limit on the Fund and there may be no action whether the actual leverage is higher or lower than the disclosed expected level of leverage.</p>
Hedged Equivalent Classes	The Fund will aim at hedging 100% (with a reasonable margin of tolerance) of its total net assets, from USD into the currency referred to in the relevant Class's designation. The list of available Hedged Equivalent Classes can be found online on the Management Company's webpage at capitalgroup.com/international
Cut-Off Time	1:00pm Luxembourg time on every Valuation Date
Fiscal year-end	31 December in each year
Fees and charges¹	Until 31 December 2024:
	Fund Administration Fee ² 0.15% maximum
	Depositary and Custody Fees ³ 0.04% maximum
	From 1 January 2025:
	Annual Administration Charge ⁴ 0.25% maximum

Capital Group US Corporate Bond Fund (LUX)

	Minimum Initial Investment and Amount held at any time	Management Fee
Class A4, A7, A9, A11 and Equivalent		
A4	\$10 million or equivalent	0.240%
A7	\$100 million or equivalent	0.190%
A9	\$250 million or equivalent	0.170%
A11	\$500 million or equivalent	0.150%
Class C and Equivalent		
C	None	Charged outside the Company
Class B and Equivalent		
B	None	1.00%
Class N and Equivalent		
N	None	1.50%

¹ Fund Administration, Depositary and Custody Fees, which are included in the total expense ratio (TER), which varies by Fund and by Share Class, may be partially allocated to the relevant Share Class by the Management Company. Please see the relevant KID/KIID and the Company's annual report for details.

² Effective rate varies with the total assets of the Fund up to the indicated maximum.

³ Effective rate varies with the total assets of the Fund and with the country breakdown in the Portfolio up to the indicated maximum.

⁴ Please refer to the section Charges, Expenses and Fees for the detail of what is included in the Annual Administration Charge.

Class Z and Equivalent		
Z	None	0.50%
Class P and Equivalent		
P	\$100 million or equivalent	0.40%
Class S and Equivalent		
S	By separate agreement	Up to 0.40%
Class ZL and Equivalent		
ZL	\$500 million or equivalent	0.35%

Product name: Capital Group US Corporate Bond Fund (LUX)
Legal entity identifier: 549300RYX3TCTOW4M118

Environmental and/or social characteristics

Sustainable investment means an investment in an economic activity that contributes to an environmental or social objective, provided that the investment does not significantly harm any environmental or social objective and that the investee companies follow good governance practices.

The **EU Taxonomy** is a classification system laid down in Regulation (EU) 2020/852, establishing a list of **environmentally sustainable economic activities**. That Regulation does not include a list of socially sustainable economic activities. Sustainable investments with an environmental objective might be aligned with the Taxonomy or not.

Does this financial product have a sustainable investment objective?

☒ ☒ ☐ **Yes**

- ☐ It will make a minimum of **sustainable investments with an environmental objective**: ____%
- ☐ in economic activities that qualify as environmentally sustainable under the EU Taxonomy
- ☐ in economic activities that do not qualify as environmentally sustainable under the EU Taxonomy

☐ It will make a minimum of **sustainable investments with a social objective**: ____%

☒ ☐ ☒ **No**

- ☒ It **promotes Environmental/Social (E/S) characteristics** and while it does not have as its objective a sustainable investment, it will have a minimum proportion of 10% of sustainable investments
- ☐ with an environmental objective in economic activities that qualify as environmentally sustainable under the EU Taxonomy
- ☒ with an environmental objective in economic activities that do not qualify as environmentally sustainable under the EU Taxonomy
- ☒ with a social objective
- ☐ It promotes E/S characteristics, but **will not make any sustainable investments**



What environmental and/or social characteristics are promoted by this financial product?

The Fund promotes, among other characteristics, environmental and social characteristics, provided that the companies in which investments are made follow good governance practices.

The binding environmental and/or social characteristics promoted by the Fund are the following:

Carbon constraint: The Fund aims to maintain a Weighted Average Carbon Intensity (WACI) for its investments in corporate issuers that is lower than Bloomberg US Corporate Total Return Index. The WACI is based on GHG emissions (Scope 1 and 2) divided by the revenue of the investee companies. Should the WACI of the Fund not be lower than the level of the aforementioned index, the Investment Adviser will consider what action is in the best interest of the Fund, its Shareholders and in line with the relevant Fund investment objective to bring the Fund back above the threshold in a reasonable period of time.

Negative Screening Policy: Through its Negative Screening Policy, the Investment Adviser evaluates and applies ESG and norms-based screening to implement exclusions on corporate issuers at the time of purchase, with respect to certain sectors such as tobacco, fossil fuel and weapons, as well as companies violating the principles of the United Nations Global Compact (UNGC).

There is no reference benchmark designated for the purpose of attaining the environmental or social characteristics promoted by the Fund.

Sustainability indicators measure how the environmental or social characteristics promoted by the financial product are attained.

● **What sustainability indicators are used to measure the attainment of each of the environmental or social characteristics promoted by this financial product?**

The sustainability indicators used by this Fund to measure the attainment of each of the environmental or social characteristics it promotes are the following:

The WACI is the metric used to report the Fund's carbon emissions. It helps show the carbon footprint of the portfolio compared to the index, and is based on Scope 1 and 2 emissions:

- Scope 1: direct emissions from the investee company's facilities;
- Scope 2: indirect emissions linked to the investee company's energy consumption

The Investment Adviser applies ESG and norms-based exclusions to implement a Negative Screening Policy to the Fund's investments. The Fund will monitor percentage of corporate issuers failing a screen under the Negative Screening Policy.

● **What are the objectives of the sustainable investments that the financial product partially intends to make and how does the sustainable investment contribute to such objectives?**

The Investment Adviser commits to maintain at least 10% of the Fund's investments in companies that, in the Investment Adviser's opinion, are addressing social and/or environmental challenges through their current or future products and/or services.

Such companies have products and services that are majority-aligned, or transitioning towards higher positive alignment, with any single or combination of sustainable investment themes focused on global social and environmental challenges as identified by the Investment Adviser. These themes map to the United Nations Sustainable Development Goals ("SDGs"). The Investment Adviser also takes into consideration topics, communities, and groups not specifically referenced in the SDG framework. Therefore, investments could be made in companies addressing needs such as but not limited to: (i) energy transition, (ii) health & well-being, (iii) sustainable cities & communities, (iv) responsible consumption, (v) clean water & sanitation, (vi) education & information access, and (vii) financial inclusion.

The sustainable investments that the Fund intends to make are subject to the Investment Adviser's eligibility process for sustainable investments. Sustainable investments are those whose business activities are majority-aligned or transitioning towards higher positive alignment with any one or a combination of these sustainable investment themes, and that (i) do not significant harm in any environmental or social objective, as measured in line with the principal adverse impact indicators, (ii) follow good governance practices and (iii) satisfy the Negative Screening Policy.

● **How do the sustainable investments that the financial product partially intends to make, not cause significant harm to any environmental or social sustainable investment objective?**

The sustainable investments that the Fund partially intends to make shall not cause any significant harm to any environmental or social sustainable investment objectives. As such the Investment Adviser considers the mandatory Principle Adverse Impacts (PAIs) as set out in Table 1 of Annex I of Commission Delegated Regulation (EU) 2022/1288 for corporate investments, as well as other ESG risks and controversies that the Investment Adviser considers potentially material, such as data privacy or censorship issues. Companies deemed by the Investment Adviser to be causing significant harm, based on the PAIs, are not considered sustainable investments.

— — — **How have the indicators for adverse impacts on sustainability factors been taken into account?**

As mentioned above, the Investment Adviser considers all mandatory PAIs. The Investment Adviser considers several PAIs within its Negative Screening Policy. In particular, the Negative Screening Policy addresses the Principal Adverse Impact 4 on exposure to companies active in the fossil fuel sector, Principal Adverse Impact 10 on United Nations Global Compact violators and Principal Adverse Impact 14 on controversial weapons.

Beyond the screening process, with respect to the remaining mandatory PAIs:

1. where the Investment Adviser considers sufficient and reliable quantitative data is available across the investment universe, the Investment Adviser uses third-party data and prescribed thresholds to determine whether the adverse impact associated with the company's activities is potentially significant based on the company's relative ranking (on the specific adverse impact) to the overall investment universe and/or peer group; or
2. where data availability or quality is not sufficient across the investment universe to enable a quantitative analysis, the Investment Adviser assess significant harm on a qualitative basis, for example using proxies. The Investment Adviser's assessment will also include an overall qualitative assessment of how ESG risks are being managed.

Where third party data or the Investment Adviser's assessment indicates that a company is potentially doing significant harm based on a PAI threshold, the Investment Adviser will do additional due diligence to better understand and assess negative impacts indicated by third party or proprietary data. If the Investment Adviser concludes that the

Principal adverse impacts are the most significant negative impacts of investment decisions on sustainability factors relating to environmental, social and employee matters, respect for human rights, anti-corruption and anti-bribery matters.

company is not causing significant harm based on its analysis, it may proceed with the investment and the rationale for that decision will then be documented. For example, the Investment Adviser may conclude a company is not causing significant harm if (i) the Investment Adviser has reason to believe that third-party data is inaccurate and the Investment Adviser's own research demonstrates that the company is not causing significant harm; or (ii) the company is taking steps to mitigate or remediate that harm through the adoption of timebound targets and there are meaningful signs of improvement and positive change.

— — — *How are the sustainable investments aligned with the OECD Guidelines for Multinational Enterprises and the UN Guiding Principles on Business and Human Rights? Details:*

The sustainable investments are aligned with the OECD Guidelines for Multinational Enterprises and the UN Guiding Principles on Business and Human Rights as follows: the Investment Adviser reviews issuers involved in significant ESG controversies, with a focus on those that may conflict with existing global standards, including guidelines from the United Nations Global Compact and the Organisation for Economic Co-operation and Development (OECD). In accordance with the Negative Screening Policy applied to the Fund, the Investment Adviser will exclude companies violating the UN Global Compact principles. Although other incidents will not automatically result in exclusion from the Fund, the Investment Adviser ensures that appropriate action to remediate the concerns are taken.

The EU Taxonomy sets out a “do not significant harm” principle by which Taxonomy-aligned investments should not significantly harm EU Taxonomy objectives and is accompanied by specific EU criteria.

The “do no significant harm” principle applies only to those investments underlying the financial product that take into account the EU criteria for environmentally sustainable economic activities. The investments underlying the remaining portion of this financial product do not take into account the EU criteria for environmentally sustainable economic activities.

Any other sustainable investments must also not significantly harm any environmental or social objectives.



Does this financial product consider principal adverse impacts on sustainability factors?



Yes.

This Fund considers the following principal adverse impacts (PAIs) on sustainability factors:

- Principal Adverse Impact 1 on greenhouse gas emissions.
- Principal Adverse Impact 4 on exposure to companies active in the fossil fuel sector.
- Principal Adverse Impact 10 on UNGC violators.
- Principal Adverse Impact 14 on controversial weapons.

The above-listed principal adverse impacts on sustainability factors are considered as follows:

PAI 1 on greenhouse gas emissions is considered as part of the Fund's management of its carbon footprint (WACI) for its investments in corporate issuers, which is lower than Bloomberg US Corporate Total Return Index.

PAI 4 on exposure to companies active in the fossil fuel sector, PAI 10 on UNGC violators and PAI 14 on controversial weapons are considered when the Investment Adviser evaluates and applies ESG and norms-based screening to implement exclusions on corporate issuers. To support this screening, it relies on third party provider(s) who identify an issuer's participation in or the revenue which they derive from activities that are inconsistent with the ESG and norms-based screens.

In addition, the Fund's sustainable investments are assessed against each of the mandatory PAIs as described above.

Further information on how the financial product did consider principal adverse impacts (PAIs) on sustainability factors will be available in the Company's annual report.



What investment strategy does this financial product follow?

The Investment Adviser applies the following investment strategy to attain the environmental and/or social characteristics promoted:

The investment strategy guides investment decisions based on factors such as investment objectives and risk tolerance.

Carbon constraint. The Investment Adviser aims to manage a carbon footprint lower than the Fund's selected index level. Therefore, it will aim to manage a carbon footprint (WACI) for its investments in corporate issuers that is lower than the Fund's selected index level (Bloomberg US Corporate Total Return Index). Should the WACI of the Fund not be lower than the level of the aforementioned index, the Investment Adviser will consider what action is in the best interest of the Fund, its Shareholders and in line with the relevant Fund investment objective to bring the Fund back above the threshold in a reasonable period of time. The Investment Adviser carries out ongoing monitoring of WACI at the Fund level, and may reduce or eliminate exposures to certain companies as necessary.

The selected index is representative of the investment universe of the Fund. The Investment Adviser assesses the portfolio WACI data on an ongoing basis to help the Fund remain within the target level. This allows the Investment Adviser to measure the carbon footprint and carbon intensity of the portfolio compared to the selected index, and to understand the attribution of the emission results. From an investment perspective, carbon footprint analysis can serve as a tool to engage with the investee company and better understand the investee company's business. In the event that reported carbon emissions data is not available for a particular issuer, the third-party provider may provide estimates using their own methodologies. Issuers that do not have any carbon emissions data available (reported or estimated) are excluded from the WACI calculation. It is not the intention of the Investment Adviser to automatically exclude higher carbon emitters on an individual basis as the carbon intensity is monitored at the total portfolio level rather than at the individual holding level.

Negative Screening Policy. The Investment Adviser also evaluates and applies ESG and norms-based screening to implement a Negative Screening Policy relating to the Fund's investments in corporate issuers, with respect to certain sectors such as tobacco, fossil fuel and weapons, as well as companies violating the principles of the UNGC.

To support this screening on corporate issuers, the Investment Adviser relies on third party provider(s) who identify an issuer's participation in or the revenue which they derive from activities that are inconsistent with the ESG and norms-based screens. In this way, third party provider data is used to support the application of ESG and norms-based screening by the Investment Adviser. In the event that exclusions cannot be verified through third-party providers or if the Investment Adviser believes that data and/or assessment is incomplete or inaccurate, the Investment Adviser reserves the right to identify business involvement activities through its own assessment (including by using other third-party data sources).

If an eligible corporate issuer held in a Fund subsequently fails a screen, the issuer will not contribute towards the environmental and/or social characteristics of the Fund and will generally be sold within six months from the date of such determination, subject to the best interests of investors in the Fund.

The Investment Adviser ensures that the companies in which investments are made follow good governance practices.

● ***What are the binding elements of the investment strategy used to select the investments to attain each of the environmental or social characteristics promoted by this financial product?***

The Fund has the following binding elements:

- 1) **Carbon constraint.** The Fund aims to manage a carbon footprint for its investment in corporate issuers that is lower than the Fund's selected index level (Bloomberg US Corporate Total Return Index). Should the WACI of the Fund not be lower than the level of the aforementioned index, the Investment Adviser will consider what action is in the best interest of the Fund, its Shareholders and in line with the relevant Fund investment objective to bring the Fund back above the threshold in a reasonable period of time.
- 2) **Negative Screening Policy.** The Fund applies investment restrictions rules on a pre-trade basis in portfolio management systems to prohibit investment in corporate issuers based on the exclusion criteria. The portfolio also undergoes post-trade compliance checks.

The Investment Adviser selects investments to the extent they do not trigger a breach of the carbon target and are in line with the Negative Screening Policy.

● ***What is the committed minimum rate to reduce the scope of the investments considered prior to the application of that investment strategy?***

Not applicable.

Good governance

practices include sound management structures, employee relations, remuneration of staff and tax compliance.

What is the policy to assess good governance practices of the investee companies?

When assessing good governance practices, the Investment Adviser will, as a minimum, have regard to matters it sees relevant to the four prescribed pillars of good governance (i.e., sound management structures, employee relations, remuneration of staff and tax compliance).

As described above, the Investment Adviser applies a Negative Screening Policy to the Fund. As part of this, the Investment Adviser excludes companies that, based on available third-party data, are viewed to be in violation of the principles of the UNGC, which include Principle 10 (anti-corruption) and Principle 3 (employee relations).

In addition, good governance practices are evaluated as part of the Investment Adviser's ESG integration process. Such practices are assessed through a monitoring process based on available third-party indicators relating to corporate governance and corporate behavior. Third-party data may be inaccurate, incomplete or outdated. Where the corporate governance and corporate behavior indicators cannot be verified through the third-party provider, the Investment Adviser will aim to make such determination through its own assessment based on information that is reasonably available. Where relevant, fundamental analysis of a range of governance metrics that cover areas such as auditing practices, board composition and executive compensation, among others, is also conducted. The Investment Adviser also engages in regular dialogue with companies on corporate governance issues and exercises its proxy voting rights for the entities in which the Fund invests.

If a previously eligible company held in a Fund subsequently fails the Investment Adviser's assessment of good governance practices, the company will generally be sold within six months from the date of such determination, subject to the best interests of investors in the Fund.

Capital Group's ESG Policy Statement provides additional detail on Capital Group's ESG philosophy, integration, governance, support and processes, including proxy voting procedures and principles, as well as views on specific ESG issues, including ethical conduct, disclosures and corporate governance. Information on Capital Group's corporate governance principles can be found in its Proxy Voting Procedures and Principles as well as in the ESG Policy Statement.



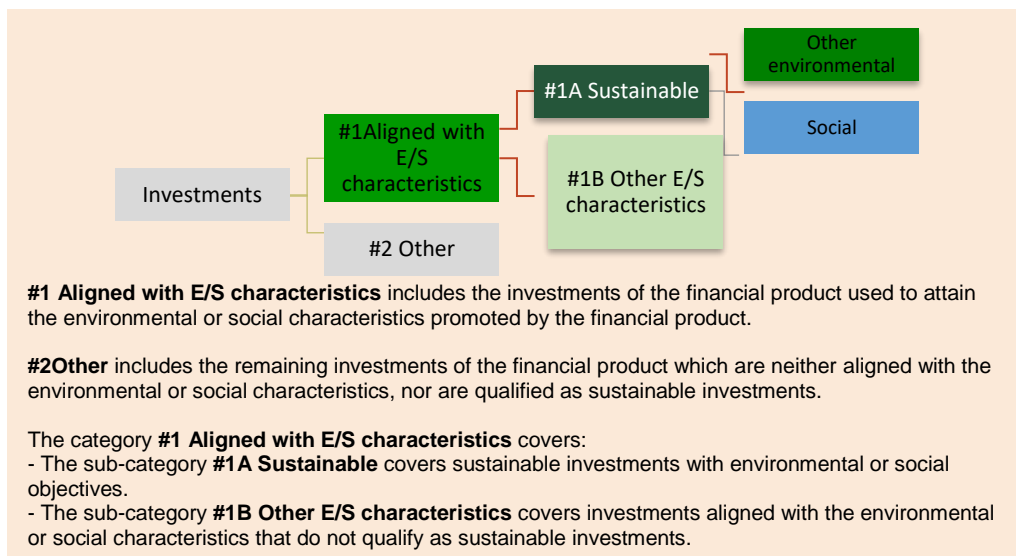
Asset allocation

describes the share of investments in specific assets.

Taxonomy-aligned activities are expressed as a share of:

- **turnover** reflecting the share of revenue from green activities of investee companies
- **capital expenditure** (CapEx) showing the green investments made by investee companies, e.g., for a transition to a green economy.
- **operational expenditure** (OpEx) reflecting green operational activities of investee companies.

What is the asset allocation planned for this financial product?



At least 90% of the Fund's investments are in category "#1 Aligned with E/S characteristics" and so are used to attain the environmental or social characteristics promoted by the Fund (being subject to the Investment Adviser's binding Negative Screening Policy and carbon constraint). A maximum of 10% of the Fund's investments including investments non-aligned with the E/S characteristics promoted and/or derivatives are in category "#2 Other".

Within the 90%, the Fund will have a minimum proportion of 10% of the portfolio in sub-category "#1A Sustainable", being sustainable investments with an environmental or social objective in economic activities that do not qualify as environmentally sustainable under the EU Taxonomy. These are investments that have passed through the Investment Adviser's sustainable investment assessment. The remainder of the portfolio will be in category "#1B Other E/S characteristics", being companies that do not pass the Investment Adviser's assessment of sustainable investment.

Cash and/or cash equivalents are excluded from the asset allocation above. Cash and cash-equivalents may be held for liquidity purposes to support the Fund's overall investment objective.

● **How does the use of derivatives attain the environmental or social characteristics promoted by the financial product?**

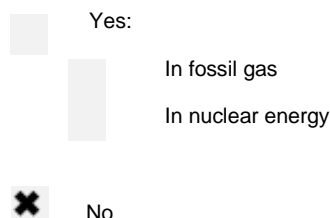
The Fund can use derivatives for investment purposes, hedging and/or efficient portfolio management, but will not use them to attain the environmental or social characteristics it promotes.



To what minimum extent are sustainable investments with an environmental objective aligned with the EU Taxonomy?

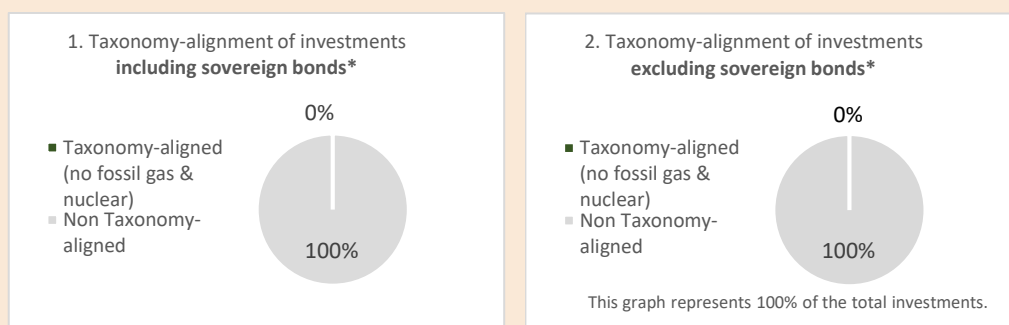
While this Fund promotes environmental characteristics within the meaning of Article 8 of the SFDR, its commitment to make “environmentally sustainable investments” within the meaning of the Taxonomy Regulation is set at 0% (including in transitional and enabling activities).

● **Does the financial product invest in fossil gas and/or nuclear energy related activities that comply with the EU Taxonomy⁵?**



To comply with the EU Taxonomy, the criteria for **fossil gas** include limitations on emissions and switching to renewable power or low-carbon fuels by the end of 2035. For **nuclear energy**, the criteria include comprehensive safety and waste management rules. **Enabling activities** directly enable other activities to make a substantial contribution to an environmental objective. **Transitional activities** are activities for which low-carbon alternatives are not yet available and among others have greenhouse gas emission levels corresponding to the best performance.

The two graphs below show in green the minimum percentage of investments that are aligned with the EU Taxonomy. As there is no appropriate methodology to determine the Taxonomy-alignment of sovereign bonds, the first graph shows the Taxonomy alignment in relation to all the investments of the financial product including sovereign bonds, while the second graph shows the Taxonomy alignment only in relation to the investments of the financial product other than sovereign bonds.*



* For the purpose of these graphs, ‘sovereign bonds’ consist of all sovereign exposures

● **What is the minimum share of investments in transitional and enabling activities?**

0%. This Fund does not commit on a minimum share of investments in transitional and enabling activities.



are sustainable investments with an environmental objective that **do not take into account the criteria** for environmentally sustainable economic activities under the EU Taxonomy.



What is the minimum share of sustainable investments with an environmental objective that are not aligned with the EU Taxonomy?

Although the Fund commits to invest at least 10% in sustainable investments on an aggregate basis the Fund does not commit specifically to any minimum investment in sustainable investments with an environmental objective.



What is the minimum share of socially sustainable investments?

Although the Fund commits to invest at least 10% in sustainable investments on an aggregate basis the Fund does not commit specifically to any minimum investment in sustainable investments with a social objective.




What investments are included under “#2 Other”, what is their purpose and are there any minimum environmental or social safeguards?

The investments included under “#2 Other” are investments (including derivatives) which are neither aligned with the environmental or social characteristics, nor are qualified as sustainable

⁵ Fossil gas and/or nuclear related activities will only comply with the EU Taxonomy where they contribute to limiting climate change (“climate change mitigation”) and do not significantly harm any EU Taxonomy objective – see explanatory note in the left hand margin. The full criteria for fossil gas and nuclear energy economic activities that comply with the EU Taxonomy are laid down in Commission Delegated Regulation (EU) 2022/1214.

investments, but are used to attain the investment objective of the Fund. There are no minimum environmental or social safeguards applicable to these investments.



Reference benchmarks are indexes to measure whether the financial product attains the environmental or social characteristics that they promote.

Is a specific index designated as a reference benchmark to determine whether this financial product is aligned with the environmental and/or social characteristics that it promotes?

No, there is no specific index designated as a reference benchmark to determine whether this Fund is aligned with the environmental and/or social characteristics that it promotes.



Where can I find more product specific information online?

More product-specific information can be found on the website:

<https://www.capitalgroup.com/individual-investors/lu/en/fund-centre.CGGCBLU.html>

More information can also be found in Capital Group's ESG Policy Statement and Capital Group's proxy voting procedures and principles. These documents can be found on:

https://www.capitalgroup.com/content/dam/cgc/shared-content/documents/policies/02_CR_ESG_Global_Proxy_Policy_FINAL_March_2022.pdf

[https://www.capitalgroup.com/content/dam/cgc/tenants/eacg/esg/files/esg-policy-statement\(en\).pdf](https://www.capitalgroup.com/content/dam/cgc/tenants/eacg/esg/files/esg-policy-statement(en).pdf)

Capital Group Global High Income Opportunities (LUX)

Launch Date	7 May 1999 ¹
Investment Objective	To provide, over the long term, a high level of total return, of which a large component is current income. The Fund invests primarily in Emerging Market Bonds and corporate High Yield Bonds from around the world, denominated in USD and various national currencies (including Emerging Markets currencies). These are usually listed or traded on other Regulated Markets. Unlisted securities may also be purchased, subject to the relevant provisions of the "General Investment Guidelines and Restrictions".
ESG criteria	<ul style="list-style-type: none"> • Management of a carbon footprint lower than the Fund's selected index level. • Implementation of a Negative Screening Policy relating to the Fund's investments in corporate issuers and sovereign issuers. <p>For more information on the Fund's ESG criteria, please refer the Fund's pre-contractual information pursuant to Article 8 of SFDR at the end of this Fund Information Sheet.</p>
Profile of the typical investor	<p>The Fund is actively managed and particularly suitable for investors seeking:</p> <ul style="list-style-type: none"> • the potential for higher returns than traditional fixed income with less volatility than equities through investment primarily in corporate High Yield Bonds and government Bonds of Emerging Markets; and • to consider environmental, social and/or governance criteria as part of their investments within the meaning of Article 8 of the SFDR, as set out in detail at the end of this Fund Information Sheet.
Eligible Investment Countries	Any country.
Specific Investment Guidelines and Restrictions	<ol style="list-style-type: none"> 1. The Fund will invest primarily in Bonds. 2. The Fund aims to manage a carbon footprint (WACI) for its investments in corporate issuers that is lower than 50% Bloomberg US Corp HY 2% Issuer Capped Total Return, 20% JPM EMBI Global Total Return, 20% JPM GBI-EM Global Diversified Total Return, 10% JPM CEMBI Broad Diversified Total Return indexes and which will only apply to Equities and corporate Bonds. It will not apply to sovereign issuers. Should the WACI of the Fund not be lower than the level of the aforementioned indexes, the Investment Adviser will consider what action is in the best interest of the Fund, its Shareholders and in line with the relevant Fund investment objective to bring the Fund back above the threshold in a reasonable period of time. The Investment Adviser relies on carbon footprint data from a third party provider to carry out ongoing monitoring of WACI at the Fund level, and may reduce or eliminate exposures to certain companies as necessary. 3. The Investment Adviser evaluates and applies ESG and norms-based screening to implement exclusions at the time of purchase on corporate and sovereign issuers, with respect to certain sectors such as fossil fuel and weapons. To support this screening, for sovereign issuers, it relies on the use of proprietary ESG framework and, for corporate issuers, it relies on third party provider(s) who identify an issuer's participation in or the revenue which they derive from activities that are inconsistent with the ESG and norms-based screens. The Negative Screening Policy applied can be found on the https://www.capitalgroup.com/content/dam/cgc/tenants/eacg/negative-screening-policy.pdf. 4. In general, the Fund will seek to have not more than 10% of its total net assets invested in hybrid securities (i.e. fixed-income securities convertible into equity or preferred shares), or equity securities. 5. The Fund may invest up to 10% in distressed securities. 6. The Fund may use financial derivative instruments for investment purposes, hedging and/or efficient portfolio management. Instruments permitted are interest rate swaps, CDXs, CDS, forward contracts, FX options, futures and options on futures as described in more detail in the main part of the Prospectus under the "Risk Warnings" section and in Annex 1. 7. Up to 10% of the total net assets of the Fund may be subject to Total Return Swaps. Please read the "Risk Warnings" section for more details of the relevant risk factors involved. 8. The Fund may invest in ABS/MBS which will not exceed 10% of the net assets of the Fund. 9. The Fund may invest in contingent convertible bonds which will not exceed 5% of the net assets of the Fund. 10. The Fund may invest on the China Interbank Bond Market up to 20% of the net assets of the Fund, either directly or via Bond Connect. 11. In order to achieve its investment goals, for treasury purposes and/or in case of unfavourable market conditions, the Fund may also invest in deposits with credit institutions, money market instruments and units of money market funds within the meaning of the investment restrictions set out in Annex 1.
Specific Risks	<p>Bonds, High Yield Bonds, contingent convertible bonds, derivative instruments, ABS/MBS, Emerging Markets, OTC Markets, distressed securities, China Interbank Bond Market, Bond Connect, Sustainability Risks. Further details of general and specific risks can be found under "Risk Warnings" section and in Annex 1.</p> <p>The Fund is intended only for long-term investors. Withdrawals from the Fund during periods of volatility in the markets in which the Fund invests will adversely affect all Shareholders.</p>
Investment Adviser	CRMC
Investment Sub-Adviser	CISA
Base Currency	USD
Valuation Date	Each Business Day, other than days (as determined by the Board or the Management Company at their discretion) on which any market(s) representing a meaningful portion of the Fund's portfolio is closed. For the purpose of this paragraph, the market to be considered is the market where the relevant instrument is traded. (A list of such dates is available on capitalgroup.com/international)

¹ Launch date of Capital International Global High Yield Fund, which merged into Capital International Global High Income Opportunities on 6 September 2002.

Calculation method of the risk exposure	<p>Relative VaR approach using 50% Bloomberg US Corporate High Yield 2% Issuer Capped Total Return, 20% JPMorgan EMBI Global Total Return, 20% JPM GBI-EM Global Diversified Total Return and 10% JPM CEMBI Broad Diversified Total Return index as the appropriate reference portfolio.</p> <p>The Fund is actively managed. The Company has full discretion over the composition of the Fund's portfolio, subject to the relevant investment objective, guidelines and restrictions, which do not provide for index-tracking objectives.</p> <p>The use of the above index is in relation to the calculation of the Relative VaR. Though the majority of the holdings of the Fund (excluding derivatives) are likely to be components of the index, the Investment Adviser is not bound by the components or weighting of the index when selecting investments and may invest in securities not included in the index. The degree to which the Fund may resemble the composition and risk characteristics of the index will vary over time and its performance may be meaningfully different.</p> <p>Further information on Relative VaR can be found in Annex 1 under "Risk management and monitoring of financial derivatives instruments", and further details on the application of the VaR methodology and information about the Fund's risk management process are available upon request from the Management Company.</p>	
Expected level of leverage	<p>75%</p> <p>The Fund's level of leverage is expected to be 75% of the net assets of the Fund, as calculated using the sum of the notionals, not taking into account any netting of the derivatives and hedging arrangements that the Fund has in place at any time. Under certain circumstances (e.g. very low market volatility), the actual Fund's level of leverage may increase from time to time to higher levels.</p> <p>The Fund's expected level of leverage is not a regulatory limit on the Fund and there may be no action whether the actual leverage is higher or lower than the disclosed expected level of leverage.</p>	
Hedged Equivalent Classes	<p>The Fund will aim at hedging, with a reasonable margin of tolerance, its total net assets from USD (regardless of the underlying current exposure of the portfolio to USD) into the currency referred to in the relevant Class's designation. It is expected that the resulting effective hedge ratio (i.e. the percentage exposure in the currency of the hedged share class) will typically be in the range of 80% to 100%. The list of available Hedged Equivalent Classes can be found online on the Management Company's webpage at capitalgroup.com/international</p>	
Cut-Off Time	<p>1:00pm Luxembourg time on every Valuation Date, Subscription Pre-notification Date and Redemption Pre-notification Date</p>	
Subscription Pre-notification Date	<p>For subscription requests above \$25,000,000 or equivalent, three Week Days before the relevant Valuation Date</p>	
Redemption Pre-notification Date	<p>For redemption requests above \$25,000,000 or equivalent, three Week Days before the relevant Valuation Date</p>	
Fiscal year-end	<p>31 December in each year</p>	
Fees and charges²	Until 31 December 2024:	
	Fund Administration Fee ³	0.15% maximum
	Depository and Custody Fees ⁴	0.06% maximum
	From 1 January 2025:	
	Annual Administration Charge ⁵	0.25% maximum

² Fund Administration, Depository and Custody Fees, which are included in the total expense ratio (TER), which varies by Fund and by Share Class, may be partially allocated to the relevant Share Class by the Management Company. Please see the relevant KID/KIID and the Company's annual report for details.

³ Effective rate varies with the total assets of the Fund up to the indicated maximum.

⁴ Effective rate varies with the total assets of the Fund and with the country breakdown in the Portfolio up to the indicated maximum.

⁵ Please refer to the section Charges, Expenses and Fees for the detail of what is included in the Annual Administration Charge.

Capital Group Global High Income Opportunities (LUX)

	Minimum Initial Investment and Amount held at any time	Management Fee
Class A4, A7, A9, A11 and Equivalent		
A4	\$10 million or equivalent	0.450%
A7	\$100 million or equivalent	0.375%
A9	\$250 million or equivalent	0.325%
A11	\$500 million or equivalent	0.300%
Class C and Equivalent		
C	None	Charged outside the Company
Class B and Equivalent		
B	None	1.50%
Class N and Equivalent		
N	None	2.15%
Class Z and Equivalent		
Z	None	0.75%
Class P and Equivalent		
P	\$100 million or equivalent	0.60%
Class ZL and Equivalent		
ZL	\$500 million or equivalent	0.525%

Product name: Capital Group Global High Income Opportunities (LUX)
Legal entity identifier: 5493003T9JGEHH5RHHV09

Environmental and/or social characteristics

Sustainable investment means an investment in an economic activity that contributes to an environmental or social objective, provided that the investment does not significantly harm any environmental or social objective and that the investee companies follow good governance practices.

The **EU Taxonomy** is a classification system laid down in Regulation (EU) 2020/852, establishing a list of **environmentally sustainable economic activities**. That Regulation does not include a list of socially sustainable economic activities. Sustainable investments with an environmental objective might be aligned with the Taxonomy or not.

Does this financial product have a sustainable investment objective?

<input checked="" type="radio"/> <input checked="" type="radio"/> <input type="radio"/> Yes	<input checked="" type="radio"/> <input type="radio"/> <input checked="" type="radio"/> No
<input type="checkbox"/> It will make a minimum of sustainable investments with an environmental objective: ____% <div style="margin-left: 40px;"> <input type="checkbox"/> in economic activities that qualify as environmentally sustainable under the EU Taxonomy <input type="checkbox"/> in economic activities that do not qualify as environmentally sustainable under the EU Taxonomy </div> <input type="checkbox"/> It will make a minimum of sustainable investments with a social objective: ____%	<input type="checkbox"/> It promotes Environmental/Social (E/S) characteristics and while it does not have as its objective a sustainable investment, it will have a minimum proportion of ____% of sustainable investments <div style="margin-left: 40px;"> <input type="checkbox"/> with an environmental objective in economic activities that qualify as environmentally sustainable under the EU Taxonomy <input type="checkbox"/> with an environmental objective in economic activities that do not qualify as environmentally sustainable under the EU Taxonomy <input type="checkbox"/> with a social objective </div> <input checked="" type="checkbox"/> It promotes E/S characteristics, but will not make any sustainable investments



What environmental and/or social characteristics are promoted by this financial product?

The Fund promotes environmental and social characteristics, provided that the companies in which investments are made follow good governance practices.

Carbon constraint: The Fund aims to maintain a Weighted Average Carbon Intensity (WACI) for its investments in corporate issuers that is lower than 50% Bloomberg US Corp HY 2% Issuer Capped Total Return, 20% JPM EMBI Global Total Return, 20% JPM GBI-EM Global Diversified Total Return, 10% JPM CEMBI Broad Diversified Total Return indexes. The WACI is based on GHG emissions (Scope 1 and 2) divided by the revenue of the investee companies. Should the WACI of the Fund not be lower than the aforementioned indexes, the Investment Adviser will consider what action is in the best interest of the Fund, its Shareholders and in line with the relevant Fund investment objective to bring the Fund back above the threshold in a reasonable period of time.

Negative screening policy. In addition, the Investment Adviser evaluates and applies ESG and norms-based exclusions to implement a Negative Screening Policy to the Fund's investments at the time of purchase.

For corporate issuers, the Investment Adviser relies on third-party providers who identify an issuer's participation in or the revenue which they derive from activities that are inconsistent with these screens with respect to certain sectors such as tobacco, fossil fuel and weapons, as well as companies violating the principles of the United Nations Global Compact (UNGC).

For sovereign issuers, the Investment Adviser conducts an eligibility assessment leveraging its proprietary sovereign ESG framework, which covers a range of ESG indicators to evaluate how well a country manages its ESG risk. The Investment Adviser uses its proprietary sovereign ESG framework to assess the ESG score of a sovereign issuer against predetermined thresholds.

The Investment Adviser selects investments to the extent they do not trigger a breach of the carbon target and are in line with the Negative Screening Policy.

There is no reference benchmark designated for the purpose of attaining the environmental or social characteristics promoted by the Fund.

Sustainability indicators measure how the environmental or social characteristics promoted by the financial product are attained.

● **What sustainability indicators are used to measure the attainment of each of the environmental or social characteristics promoted by this financial product?**

The sustainability indicators used by this Fund to measure the attainment of each of the environmental or social characteristics it promotes are the following:

The WACI is the metric used to report the Fund's carbon emissions. It helps show the carbon footprint of the portfolio compared to the index, and is based on Scope 1 and 2 emissions:

- Scope 1: direct emissions from the investee company's facilities;
- Scope 2: indirect emissions linked to the investee company's energy consumption

The Investment Adviser applies ESG and norms-based exclusions to implement a Negative Screening Policy to the Fund's investments. The Fund will monitor:

- percentage of corporate issuers failing a screen under the Negative Screening Policy; and
- percentage of sovereign issuers failing the Investment Adviser's process for assessing sovereigns.

● **What are the objectives of the sustainable investments that the financial product partially intends to make and how does the sustainable investment contribute to such objectives?**

Not applicable as this Fund does not commit to make sustainable investments.

● **How do the sustainable investments that the financial product partially intends to make, not cause significant harm to any environmental or social sustainable investment objective?**

Not applicable as this Fund does not commit to make sustainable investments.

Principal adverse impacts are the most significant negative impacts of investment decisions on sustainability factors relating to environmental, social and employee matters, respect for human rights, anti-corruption and anti-bribery matters.

The EU Taxonomy sets out a "do not significant harm" principle by which Taxonomy-aligned investments should not significantly harm EU Taxonomy objectives and is accompanied by specific EU criteria.

The "do no significant harm" principle applies only to those investments underlying the financial product that take into account the EU criteria for environmentally sustainable economic activities. The investments underlying the remaining portion of this financial product do not take into account the EU criteria for environmentally sustainable economic activities.

Any other sustainable investments must also not significantly harm any environmental or social objectives.



Does this financial product consider principal adverse impacts on sustainability factors?



Yes

This Fund considers the following principal adverse impacts (PAIs) on sustainability factors:

- Principal Adverse Impact 1 on greenhouse gas emissions.
- Principal Adverse Impact 4 on exposure to companies active in the fossil fuel sector.
- Principal Adverse Impact 10 on UNGC violators.
- Principal Adverse Impact 14 on controversial weapons.

The above-listed principal adverse impacts on sustainability factors are considered as follows:

PAI 1 on greenhouse gas emissions is considered as part of the Fund's management of its carbon footprint (WACI) for its investments in corporate issuers, which is lower than 50% Bloomberg US Corp HY 2% Issuer Capped Total Return, 20% JPM EMBI Global Total Return, 20% JPM GBI-EM Global Diversified Total Return, 10% JPM CEMBI Broad Diversified Total Return indexes.

PAI 4 on exposure to companies active in the fossil fuel sector, PAI 10 on UNGC violators and PAI 14 on controversial weapons are considered when the Investment Adviser evaluates and applies ESG and norms-based screening to implement exclusions on corporate issuers. To support this screening, it relies on third party provider(s) who identify an issuer's participation in or the revenue which they derive from activities that are inconsistent with the ESG and norms-based screens.

Further information on how the financial product did consider principal adverse impacts (PAIs) on sustainability factors will be available in the Company's annual report.



The investment strategy guides investment decisions based on factors such as investment objectives and risk tolerance.

What investment strategy does this financial product follow?

The Investment Adviser applies the following investment strategy to attain the environmental and/or social characteristics promoted:

Carbon constraint. The Investment Adviser aims to manage a carbon footprint lower than the Fund's selected index level. Therefore, it will aim to manage a carbon footprint (WACI) for its investments in corporate issuers that is lower than the Fund's selected indexes level (50% Bloomberg US Corp HY 2% Issuer Capped Total Return, 20% JPM EMBI Global Total Return, 20% JPM GBI-EM Global Diversified Total Return, 10% JPM CEMBI Broad Diversified Total Return). Should the WACI of the Fund not be lower than the level of the aforementioned indexes, the Investment Adviser will consider what action is in the best interest of the Fund, its Shareholders and in line with the relevant Fund investment objective to bring the Fund back above the threshold in a reasonable period of time. The Investment Adviser carries out ongoing monitoring of WACI at the Fund level, and may reduce or eliminate exposures to certain companies as necessary.

The selected index is representative of the investment universe of the Fund. The Investment Adviser assesses the portfolio WACI data on an ongoing basis to help the Fund remain within the target level. This allows the Investment Adviser to measure the carbon footprint and carbon intensity of the portfolio compared to the selected index, and to understand the attribution of the emission results. From an investment perspective, carbon footprint analysis can serve as a tool to engage with the investee company and better understand the investee company's business. In the event that reported carbon emissions data is not available for a particular issuer, the third party provider may provide estimates using their own methodologies. Issuers that do not have any carbon emissions data available (reported or estimated) are excluded from the WACI calculation. This will not apply to sovereign issuers. It is not the intention of the Investment Adviser to automatically exclude higher carbon emitters on an individual basis as the carbon intensity is monitored at the total portfolio level rather than at the individual holding level.

Negative screening policy. The Investment Adviser also evaluates and applies ESG and norms-based screening to implement a Negative Screening Policy to the Fund's investments at the time of purchase.

To support this screening on corporate issuers, the Investment Adviser relies on third party provider(s) who identify an issuer's participation in or the revenue which they derive from activities that are inconsistent with the ESG and norms-based screens. In this way, third party provider data is used to support the application of ESG and norms-based screening by the Investment Adviser. In the event that exclusions cannot be verified through third-party providers or if the Investment Adviser believes that data and/or assessment is incomplete or inaccurate, the Investment Adviser reserves the right to identify business involvement activities through its own assessment (including by using other third-party data sources). If an eligible corporate issuer held in a Fund subsequently fails a screen, the issuer will not contribute towards the environmental and/or social characteristics of the Fund and will generally be sold within six months from the date of such determination, subject to the best interests of investors in the Fund.

For sovereign issuers, the Investment Adviser conducts an eligibility assessment leveraging its proprietary sovereign ESG framework, which covers a range of ESG indicators to evaluate how well a country manages its ESG risk. To be eligible for investment, sovereigns must score above pre-determined thresholds for their proprietary ESG score on both an absolute and GNI-adjusted basis. If the Investment Adviser believes that the third-party data and/or assessment is incomplete or inaccurate, the Investment Adviser reserves the right to identify exclusions for sovereign issuers through its own assessment. The Investment Adviser also periodically reviews sovereign issuers and if a previously eligible sovereign issuer held in the Fund becomes ineligible, the sovereign issuer will not contribute towards the environmental and/or social characteristics of the Fund and the sovereign issuer will generally be sold within six months from the date of such determination, subject to the best interests of investors in the Fund (save that if the Investment Adviser believes that a score is below a pre-defined threshold for a temporary or a transitory reason, the Investment Adviser may, from time to time, exercise its discretion to keep holding or purchase securities issued by the sovereign issuer).

What are the binding elements of the investment strategy used to select the investments to attain each of the environmental or social characteristics promoted by this financial product?

The Fund has the following binding elements:

1) Carbon constraint. The Fund aims to manage a carbon footprint (WACI) for its investment in corporate issuers that is lower than the Fund's selected indexes level (50% Bloomberg US Corp HY, 20% JPM EMBI Global Total Return 2% Issuer Capped Total Return, 20% JPM GBI-EM Global Diversified Total Return, 10% JPM CEMBI Broad Diversified Total Return). This will not apply to sovereign issuers. Should the WACI of the Fund not be lower than the aforementioned index, the Investment Adviser will consider what action is in the best interest of the Fund, its Shareholders and in line with the relevant Fund investment objective to bring the Fund back above the threshold in a reasonable period of time.

2) Negative Screening Policy. The Fund applies investment restrictions rules on a pre-trade basis in portfolio management systems to prohibit investment in corporate and sovereign issuers based on the negative screening criteria. The portfolio also undergoes post-trade compliance checks.

The Investment Adviser selects investments to the extent they do not trigger a breach of the carbon target and are in line with the Negative Screening Policy.

What is the committed minimum rate to reduce the scope of the investments considered prior to the application of that investment strategy?

Not applicable.

What is the policy to assess good governance practices of the investee companies?

When assessing good governance practices, the Investment Adviser will, as a minimum, have regard to matters it sees relevant to the four prescribed pillars of good governance (i.e., sound management structures, employee relations, remuneration of staff and tax compliance).

As described above, the Investment Adviser applies a Negative Screening Policy to the Fund. As part of this, the Investment Adviser excludes companies that, based on available third-party data, are viewed to be in violation of the principles of the UNGC, which include Principle 10 (anti-corruption) and Principle 3 (employee relations).

In addition, good governance practices are evaluated as part of the Investment Adviser's ESG integration process. Such practices are assessed through a monitoring process based on available third-party indicators relating to corporate governance and corporate behavior. Third-party data may be inaccurate, incomplete or outdated. Where the corporate governance and corporate behavior indicators cannot be verified through the third-party provider, the Investment Adviser will aim to make such determination through its own assessment based on information that is reasonably available. Where relevant, fundamental analysis of a range of metrics that cover auditing practices, board composition, and executive compensation, among others, is also conducted. The Investment Adviser also engages in regular dialogue with companies on corporate governance issues and exercises its proxy voting rights for the entities in which the Fund invests.

If a previously eligible company held in a Fund subsequently fails the Investment Adviser's assessment of good governance practices, the company will generally be sold within six months from the date of such determination, subject to the best interests of investors in the Fund. Capital Group's ESG Policy Statement provides additional detail on Capital Group's ESG philosophy, integration, governance, support and processes, including proxy voting procedures and principles, as well as views on specific ESG issues, including ethical conduct, disclosures and corporate governance. Information on Capital Group's corporate governance principles can be found in its Proxy Voting Procedures and Principles as well as in the ESG Policy Statement.

Good governance
practices include sound management structures, employee relations, remuneration of staff and tax compliance.

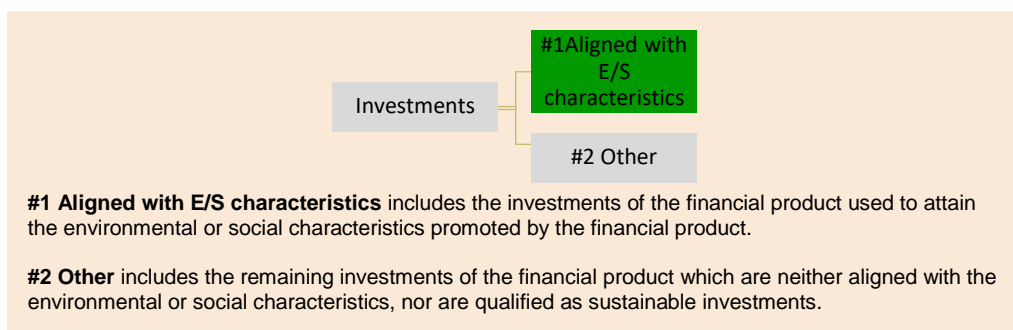


Asset allocation
describes the share of investments in specific assets.

Taxonomy-aligned activities are expressed as a share of:

- **turnover** reflecting the share of revenue from green activities of investee companies
- **capital expenditure** (CapEx) showing the green investments made by investee companies, e.g. for a transition to a green economy.
- **operational expenditure** (OpEx) reflecting green operational activities of investee companies.

What is the asset allocation planned for this financial product?



At least 80% of the Fund's investments are in category "#1 Aligned with E/S characteristics" and so are used to attain the environmental or social characteristics promoted by the Fund (being subject to the Investment Adviser's binding Negative Screening Policy and carbon constraint). A maximum of 20% of the Fund's investments including investments non-aligned with the E/S characteristics promoted, securitised debt and/or derivatives are in category "#2 Other".

The Fund does not commit to make any sustainable investments.

Cash and/or cash equivalents are excluded from the asset allocation above. Cash and cash-equivalents may be held for liquidity purposes to support the Fund's overall investment objective.

How does the use of derivatives attain the environmental or social characteristics promoted by the financial product?

The Fund can use derivatives for investment, hedging and/or efficient portfolio management purposes but will not use them to attain the environmental or social characteristics it promotes.

To what minimum extent are sustainable investments with an environmental objective aligned with the EU Taxonomy?

While this Fund promotes environmental characteristics within the meaning of Article 8 of the SFDR, its commitment to make "environmentally sustainable investments" within the meaning of the Taxonomy Regulation is set at 0% (including in transitional and enabling activities).



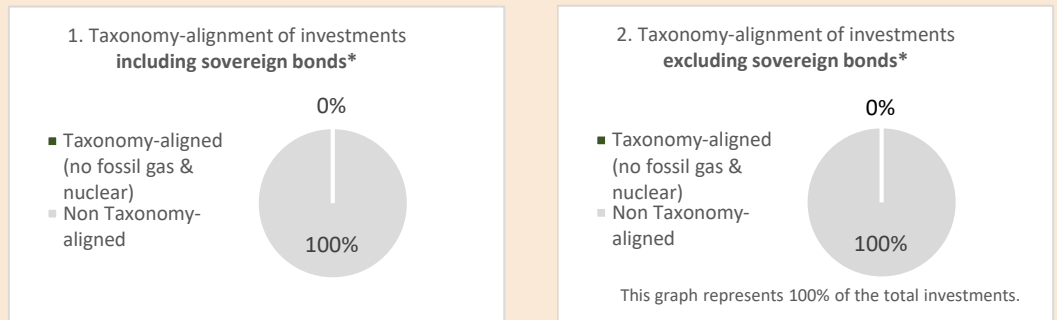
● Does the financial product invest in fossil gas and/or nuclear energy related activities that comply with the EU Taxonomy¹?

- Yes:
- ☐ In fossil gas
 - ☐ In nuclear energy

☒ No

To comply with the EU Taxonomy, the criteria for **fossil gas** include limitations on emissions and switching to renewable power or low-carbon fuels by the end of 2035. For **nuclear energy**, the criteria include comprehensive safety and waste management rules. **Enabling activities** directly enable other activities to make a substantial contribution to an environmental objective. **Transitional activities** are activities for which low-carbon alternatives are not yet available and among others have greenhouse gas emission levels corresponding to the best performance.

The two graphs below show in green the minimum percentage of investments that are aligned with the EU Taxonomy. As there is no appropriate methodology to determine the Taxonomy-alignment of sovereign bonds¹, the first graph shows the Taxonomy alignment in relation to all the investments of the financial product including sovereign bonds, while the second graph shows the Taxonomy alignment only in relation to the investments of the financial product other than sovereign bonds.



* For the purpose of these graphs, 'sovereign bonds' consist of all sovereign exposures

● What is the minimum share of investments in transitional and enabling activities?

0%. This Fund does not commit on a minimum share of investments in transitional and enabling activities.

are sustainable investments with an environmental objective that **do not take into account the criteria** for environmentally sustainable economic activities under the EU Taxonomy.



● What is the minimum share of sustainable investments with an environmental objective that are not aligned with the EU Taxonomy?

Not applicable as this Fund does not commit on making sustainable investments.



● What is the minimum share of socially sustainable investments?

Not applicable as this Fund does not commit on making sustainable investments.



● What investments are included under “#2 Other”, what is their purpose and are there any minimum environmental or social safeguards?

The investments included under “#2 Other” are investments (including derivatives and securitised debt) which are neither aligned with the environmental or social characteristics, nor are qualified as sustainable investments, but are used to attain the investment objective of the Fund. There are no minimum environmental or social safeguards applicable to these investments.

¹ Fossil gas and/or nuclear related activities will only comply with the EU Taxonomy where they contribute to limiting climate change (“climate change mitigation”) and do not significantly harm any EU Taxonomy objective – see explanatory note in the left hand margin. The full criteria for fossil gas and nuclear energy economic activities that comply with the EU Taxonomy are laid down in Commission Delegated Regulation (EU) 2022/1214.

Reference benchmarks are indexes to measure whether the financial product attains the environmental or social characteristics that they promote.



Is a specific index designated as a reference benchmark to determine whether this financial product is aligned with the environmental and/or social characteristics that it promotes?

No, there is no specific index designated as a reference benchmark to determine whether this Fund is aligned with the environmental and/or social characteristics that it promotes.



Where can I find more product specific information online?

More product-specific information can be found on the website:

<https://www.capitalgroup.com/individual-investors/lu/en/fund-centre.CGGHIOLU.html>

More information can also be found in Capital Group's ESG Policy Statement and Capital Group's proxy voting procedures and principles. These documents can be found on:

https://www.capitalgroup.com/content/dam/cgc/shared-content/documents/policies/02_CR_ESG_Global_Proxy_Policy_FINAL_March_2022.pdf

[https://www.capitalgroup.com/content/dam/cgc/tenants/eacg/esg/files/esg-policy-statement\(en\).pdf](https://www.capitalgroup.com/content/dam/cgc/tenants/eacg/esg/files/esg-policy-statement(en).pdf)

Capital Group Multi-Sector Income Fund (LUX)

Launch Date	29 November 2022
Investment Objective	<p>The Fund's investment objective is to provide a high level of current income. Its secondary investment objective is capital appreciation. In pursuing its investment objective, the Fund invests generally in corporate High Yield Bonds, corporate Investment Grade Bonds, Emerging Market Bonds and mortgage and asset backed securities. The proportion of securities held by the Fund within each of these sectors will vary with market conditions and the Investment Adviser's assessment of their relative attractiveness as investment opportunities. The Fund may opportunistically invest in other sectors, including, but not limited to, U.S. government debt, municipal debt and non-corporate credit, in response to market conditions.</p> <p>In addition to the integration of Sustainability Risks as part of the Investment Adviser's investment decision-making process, the Fund also promotes environmental and/or social characteristics through the application of the following binding processes.</p>
ESG criteria	<ul style="list-style-type: none"> • Management of a carbon footprint lower than the Fund's selected index level. • Implementation of a Negative Screening Policy relating to the Fund's investments in corporate issuers and sovereign issuers. • Commitment to make sustainable investments contributing to environmental or social objectives. <p>For more information on the Fund's ESG criteria, please refer the Fund's pre-contractual information pursuant to Article 8 of SFDR at the end of this Fund Information Sheet.</p>
Profile of the typical investor	<p>The Fund is actively managed and particularly suitable for investors seeking</p> <ul style="list-style-type: none"> • a higher level of current income with the potential for higher returns through investment primarily in corporate High Yield Bonds, corporate investment grade bonds, securitised bonds and Emerging Markets Bonds; and • to consider environmental, social and/or governance criteria as part of their investments within the meaning of Article 8 of the SFDR, as set out in detail at the end of this Fund Information Sheet.
Eligible Investment Countries	Any country.
Specific Investment Guidelines and Restrictions	<ol style="list-style-type: none"> 1. The Fund will invest at least 80% of its assets in Bonds and other debt instruments, securities with equity and fixed income characteristics (such as bonds with warrants attached, convertible bonds, hybrids and certain preferred securities), cash equivalents (as defined in item 12 below), mortgage and asset backed securities, and other fixed income obligations of banks, corporations and governmental authorities. 2. The Fund may invest up to 80% of its assets in High Yield Bonds rated Ba1 or below and BB+ or below by NRSROs designated by the Investment Adviser or unrated but determined by the Investment Adviser to be of equivalent quality. If rating agencies differ, securities will be considered to have received the highest of these ratings. 3. The Fund aims to manage a carbon footprint (WACI) for its investments in corporate issuers that is lower than 45% Bloomberg US Corporate High Yield 2% Issuer Capped Index, 30% Bloomberg US Corporate Index, 15% JPMorgan EMBI Global Diversified Index, 8% Bloomberg Non-Agency CMBS Ex AAA Index, 2% Bloomberg ABS Ex AAA Index. Should the WACI of the Fund not be lower than the level of the aforementioned index, the Investment Adviser will consider what action is in the best interest of the Fund, its Shareholders and in line with the relevant Fund investment objective to bring the Fund back above the threshold in a reasonable period of time. The Investment Adviser relies on carbon footprint data from a third party provider to carry out ongoing monitoring of WACI at the Fund level, and may reduce or eliminate exposures to certain companies as necessary. 4. The Investment Adviser evaluates and applies ESG and norms-based screening to implement negative screens at the time of purchase on corporate and sovereign issuers, with respect to certain sectors such as fossil fuel and weapons. To support this screening, for sovereign issuers, the Investment Adviser relies on the use of proprietary ESG framework. For corporate issuers, the Investment Adviser relies on third party provider(s) who identify an issuer's participation in or the revenue which they derive from activities that are inconsistent with the ESG and norms-based screens. The Negative Screening Policy applied by the Investment Adviser can be found on https://www.capitalgroup.com/content/dam/cgc/tenants/eacg/negative-screening-policy.pdf. 5. The Fund commits to maintain at least 5% in sustainable investments (i) which are assessed based on alignment of business activities with any one or a combination of sustainable investment themes focused on tackling global social and environmental challenges, as outlined by the United Nations Sustainable Development Goals; and (ii) which do not cause any significant harm to any environmental or social sustainable investment objectives. 6. Companies must have good governance practices. 7. The Fund may invest up to 30% in Emerging Markets Bonds. 8. The Fund may invest up to 10% in distressed securities. 9. The Fund may invest in ABS/MBS which will not exceed 20% of the net assets of the Fund. 10. The Fund may invest in Equity, perpetual bonds and contingent convertible bonds which will not exceed in total 10% of the net assets of the Fund. 11. The Fund may use financial derivative instruments for investment purposes, hedging and/or efficient portfolio management. Instruments permitted are interest rate swaps, CDXs, CDS, forward contracts, FX Options, futures and options on futures as described in more detail in the main part of the Prospectus under the "Risk Warnings" section and in Annex 1. 12. Up to 10% of the total net assets of the Fund may be subject to Total Return Swaps. Please read the "Risk Warnings" section for more details of the relevant risk factors involved. 13. The Fund may invest on the China Interbank Bond Market up to 10% of the net assets of the Fund, either directly or via Bond Connect.

	14. In order to achieve its investment goals, for treasury purposes and/or in case of unfavourable market conditions, the Fund may also invest in cash equivalent, meaning deposits with credit institutions, money market instruments and units of money market funds within the meaning of the investment restrictions set out in Annex 1.	
Specific Risks	Bonds, High Yield Bonds, Emerging Markets, ABS/MBS, distressed securities, contingent convertible bonds, derivative instruments, OTC Markets, China Interbank Bond Market, Bond Connect, Sustainability Risks. Further details of general and specific risks can be found under "Risk Warnings" section and in Annex 1.	
Investment Adviser	CRMC. CRMC may manage other funds and accounts with similar names, investment objectives and strategies (collectively, "portfolios"). The investment results of such portfolios may vary depending on a number of factors related to the Fund specificities. Policies and procedures have been designed to ensure that portfolios with similar names, objectives and strategies are each treated fairly, including the allocation of securities transactions.	
Base Currency	USD	
Valuation Date	Each Business Day, other than days (as determined by the Board or the Management Company at their discretion) on which any market(s) representing a meaningful portion of the Fund's portfolio is closed. For the purpose of this paragraph, the market to be considered is the market where the relevant instrument is traded. (A list of such dates is available on capitalgroup.com/international)	
Calculation method of the risk exposure	<p>Relative VaR approach using 45% Bloomberg US Corporate High Yield 2% Issuer Capped Index, 30% Bloomberg US Corporate Index, 15% JPMorgan EMBI Global Diversified Index, 8% Bloomberg Non-Agency CMBS Ex AAA Index, 2% Bloomberg ABS Ex AAA Index as the appropriate reference portfolio.</p> <p>The Fund is actively managed. The Company has full discretion over the composition of the Fund's portfolio, subject to the relevant investment objective, guidelines and restrictions, which do not provide for index-tracking objective.</p> <p>The use of the above indexes is in relation to the calculation of the Relative VaR. Though the majority of the holdings of the Fund (excluding derivatives) are likely to be components of the index, the Investment Adviser is not bound by the components or weighting of the index when selecting investments and may invest in securities not included in the index. The degree to which the Fund may resemble the composition and risk characteristics of the index will vary over time and its performance may be meaningfully different.</p> <p>Further information on Relative VaR can be found in Annex 1, and further details on the application of the VaR methodology and information about the Fund's risk management process are available upon request from the Management Company.</p>	
Expected level of leverage	<p>300%</p> <p>The Fund's level of leverage is expected to be 300% of the net assets of the Fund, as calculated using the sum of the notionals, not taking into account any netting of the derivatives and hedging arrangements that the Fund has in place at any time. Under certain circumstances (e.g. very low market volatility), the actual Fund's level of leverage may increase from time to time to higher levels.</p> <p>The Fund's expected level of leverage is not a regulatory limit on the Fund and there may be no action whether the actual leverage is higher or lower than the disclosed expected level of leverage.</p>	
Hedged Equivalent Classes	The Fund will aim at hedging, with a reasonable margin of tolerance, its total net assets from USD (regardless of the underlying current exposure of the portfolio to USD) into the currency referred to in the relevant Class's designation. It is expected that the resulting effective hedge ratio (i.e. the percentage exposure in the currency of the hedged share class) will typically be in the range of 80% to 100%. The list of available Hedged Equivalent Classes can be found online on the Management Company's webpage at capitalgroup.com/international	
Cut-Off Time	1:00pm Luxembourg time on every Valuation Date	
Fiscal year-end	31 December in each year	
Fees and charges¹	Until 31 December 2024:	
	Fund Administration Fee ²	0.15% maximum
	Depository and Custody Fees ³	0.04% maximum
	From 1 January 2025:	
	Annual Administration Charge ⁴	0.25% maximum

¹ Fund Administration, Depository and Custody Fees, which are included in the total expense ratio (TER), which varies by Fund and by Share Class, may be partially allocated to the relevant Share Class by the Management Company. Please see the relevant KID/KIID and the Company's annual report for details.

² Effective rate varies with the total assets of the Fund up to the indicated maximum.

³ Effective rate varies with the total assets of the Fund and with the country breakdown in the Portfolio up to the indicated maximum.

⁴ Please refer to the section Charges, Expenses and Fees for the detail of what is included in the Annual Administration Charge.

Capital Group Multi-Sector Income Fund (LUX)

	Minimum Initial Investment and Amount held at any time	Management Fee
Class A4, A7, A9, A11 and Equivalent		
A4	\$10 million or equivalent	0.320%
A7	\$100 million or equivalent	0.270%
A9	\$250 million or equivalent	0.240%
A11	\$500 million or equivalent	0.210%
Class C and Equivalent		
C	None	Charged outside the Company
Class B and Equivalent		
B	None	1.040%
Class N and Equivalent		
N	None	1.520%
Class Z and Equivalent		
Z	None	0.520%
Class P and Equivalent		
P	\$100 million or equivalent	0.415%
Class S and Equivalent		
S	By separate agreement	Up to 0.415%
Class ZL and Equivalent		
ZL	\$500 million or equivalent	0.365%

Product name: Capital Group Multi-Sector Income Fund (LUX)
Legal entity identifier: 549300I8XY2G5K7ODX81

Environmental and/or social characteristics

Sustainable investment means an investment in an economic activity that contributes to an environmental or social objective, provided that the investment does not significantly harm any environmental or social objective and that the investee companies follow good governance practices.

The **EU Taxonomy** is a classification system laid down in Regulation (EU) 2020/852, establishing a list of **environmentally sustainable economic activities**. That Regulation does not include a list of socially sustainable economic activities. Sustainable investments with an environmental objective might be aligned with the Taxonomy or not.

Does this financial product have a sustainable investment objective?

☒ Yes

☒ No

☐ It will make a minimum of **sustainable investments with an environmental objective**: ____%

☐ in economic activities that qualify as environmentally sustainable under the EU Taxonomy

☐ in economic activities that do not qualify as environmentally sustainable under the EU Taxonomy

☐ It will make a minimum of **sustainable investments with a social objective**: ____%

☒ It promotes **Environmental/Social (E/S) characteristics** and while it does not have as its objective a sustainable investment, it will have a minimum proportion of 5% of sustainable investments

☐ with an environmental objective in economic activities that qualify as environmentally sustainable under the EU Taxonomy

☒ with an environmental objective in economic activities that do not qualify as environmentally sustainable under the EU Taxonomy

☒ with a social objective

☐ It promotes E/S characteristics, but **will not make any sustainable investments**



What environmental and/or social characteristics are promoted by this financial product?

The Fund promotes environmental and social characteristics, provided that the companies in which investments are made follow good governance practices.

Carbon constraint: The Fund aims to maintain a Weighted Average Carbon Intensity (WACI) for its investments in corporate issuers that is lower than 45% Bloomberg US Corporate High Yield 2% Issuer Capped Index, 30% Bloomberg US Corporate Index, 15% JPMorgan EMBI Global Diversified Index, 8% Bloomberg Non-Agency CMBS Ex AAA Index, 2% Bloomberg ABS Ex AAA Index. The WACI is based on GHG emissions (Scope 1 and 2) divided by the revenue of the investee companies. Should the WACI of the Fund not be lower than the aforementioned index, the Investment Adviser will consider what action is in the best interest of the Fund, its Shareholders and in line with the relevant Fund investment objective to bring the Fund back above the threshold in a reasonable period of time.

Negative screening policy. In addition, the Investment Adviser evaluates and applies ESG and norms-based exclusions to implement a Negative Screening Policy to the Fund's investments at the time of purchase.

For corporate issuers, the Investment Adviser relies on third-party providers who identify an issuer's participation in or the revenue which they derive from activities that are inconsistent with these screens with respect to certain sectors such as tobacco, fossil fuel and weapons, as well as companies violating the principles of the United Nations Global Compact (UNGC).

For sovereign issuers, the Investment Adviser conducts an eligibility assessment leveraging its proprietary sovereign ESG framework, which covers a range of ESG indicators to evaluate how well a country manages its ESG risk. The Investment Adviser uses its proprietary sovereign ESG framework to assess the ESG score of a sovereign issuer against predetermined thresholds.

There is no reference benchmark designated for the purpose of attaining the environmental or social characteristics promoted by the Fund.

Sustainability indicators measure how the environmental or social characteristics promoted by the financial product are attained.

What sustainability indicators are used to measure the attainment of each of the environmental or social characteristics promoted by this financial product?

The sustainability indicators used by this Fund to measure the attainment of each of the environmental or social characteristics it promotes are the following:

The WACI is the metric used to report the Fund's carbon emissions. It helps show the carbon footprint of the portfolio compared to the index, and is based on Scope 1 and 2 emissions:

- Scope 1: direct emissions from the investee company's facilities;
- Scope 2: indirect emissions linked to the investee company's energy consumption.

The Investment Adviser applies ESG and norms-based exclusions to implement a Negative Screening Policy to the Fund's investments. The Fund will monitor:

- percentage of corporate issuers failing a screen under the Negative Screening Policy; and
- percentage of sovereign issuers failing the Investment Adviser's process for assessing sovereigns.

What are the objectives of the sustainable investments that the financial product partially intends to make and how does the sustainable investment contribute to such objectives?

The Investment Adviser commits to maintain at least 5% of the Fund's investments in companies that, in the Investment Adviser's opinion, are addressing social and/or environmental challenges through their current or future products and/or services.

Such companies have products and services that are majority-aligned, or transitioning towards higher positive alignment, with any single or combination of sustainable investment themes focused on global social and environmental challenges as identified by the Investment Adviser. These themes map to the United Nations Sustainable Development Goals ("SDGs"). The Investment Adviser also takes into consideration topics, communities, and groups not specifically referenced in the SDG framework. Therefore, investments could be made in companies addressing needs such as but not limited to: (i) energy transition, (ii) health & well-being, (iii) sustainable cities & communities, (iv) responsible consumption, (v) clean water & sanitation, (vi) education & information access, and (vii) financial inclusion.

The sustainable investments that the Fund intends to make are subject to the Investment Adviser's eligibility process for sustainable investments. Sustainable investments are those whose business activities are majority-aligned or transitioning towards higher positive alignment with any one or a combination of these sustainable investment themes, and that (i) do not significant harm any environmental or social objective, as measured in line with the principal adverse impact indicators, (ii) follow good governance practices and (iii) satisfy the Negative Screening Policy.

How do the sustainable investments that the financial product partially intends to make, not cause significant harm to any environmental or social sustainable investment objective?

The sustainable investments that the Fund partially intends to make shall not cause any significant harm to any environmental or social sustainable investment objectives. As such the Investment Adviser considers the mandatory Principle Adverse Impacts (PAIs) as set out in Table 1 of Annex I of Commission Delegated Regulation (EU) 2022/1288 for corporate investments, as well as other ESG risks and controversies that the Investment Adviser considers potentially material, such as data privacy or censorship issues. Companies deemed by the Investment Adviser to be causing significant harm, based on the PAIs, are not considered sustainable investments.

How have the indicators for adverse impacts on sustainability factors been taken into account?

As mentioned above, the Investment Adviser considers all mandatory PAIs.

The Investment Adviser considers several PAIs within its Negative Screening Policy. In particular, the Negative Screening Policy addresses the Principal Adverse Impact 4 on exposure to companies active in the fossil fuel sector, Principal Adverse Impact 10 on United Nations Global Compact violators and Principal Adverse Impact 14 on controversial weapons.

Beyond the screening process, with respect to the remaining mandatory PAIs:

1. where the Investment Adviser considers sufficient and reliable quantitative data is available across the investment universe, the Investment Adviser uses third-party data and prescribed thresholds to determine whether the adverse impact associated with the company's activities is potentially significant based on the company's relative ranking (on the specific adverse impact) to the overall investment universe and/or peer group; or
2. where data availability or quality is not sufficient across the investment universe to enable a quantitative analysis, the Investment Adviser assess significant harm on a qualitative basis, for example using proxies. The Investment

Principal adverse impacts are the most significant negative impacts of investment decisions on sustainability factors relating to environmental, social and employee matters, respect for human rights, anti-corruption and anti-bribery matters.

Adviser's assessment will also include an overall qualitative assessment of how ESG risks are being managed.

Where third party data or the Investment Adviser's assessment indicates that a company is potentially doing significant harm based on a PAI threshold, the Investment Adviser will do additional due diligence to better understand and assess negative impacts indicated by third party or proprietary data. If the Investment Adviser concludes that the company is not causing significant harm based on its analysis, it may proceed with the investment and the rationale for that decision will then be documented. For example, the Investment Adviser may conclude a company is not causing significant harm if (i) the Investment Adviser has reason to believe that third-party data is inaccurate and the Investment Adviser's own research demonstrates that the company is not causing significant harm; or (ii) the company is taking steps to mitigate or remediate that harm through the adoption of timebound targets and there are meaningful signs of improvement and positive change.

— — — *How are the sustainable investments aligned with the OECD Guidelines for Multinational Enterprises and the UN Guiding Principles on Business and Human Rights? Details:*

The sustainable investments are aligned with the OECD Guidelines for Multinational Enterprises and the UN Guiding Principles on Business and Human Rights as follows: the Investment Adviser reviews issuers involved in significant ESG controversies, with a focus on those that may conflict with existing global standards, including guidelines from the United Nations Global Compact and the Organisation for Economic Co-operation and Development (OECD). In accordance with the Negative Screening Policy applied to the Fund, the Investment Adviser will exclude companies violating the UN Global Compact principles. Although other incidents will not automatically result in exclusion from the Fund, the Investment Adviser ensures that appropriate action to remediate the concerns are taken.

The EU Taxonomy sets out a "do not significant harm" principle by which Taxonomy-aligned investments should not significantly harm EU Taxonomy objectives and is accompanied by specific EU criteria.

The "do not significant harm" principle applies only to those investments underlying the financial product that take into account the EU criteria for environmentally sustainable economic activities. The investments underlying the remaining portion of this financial product do not take into account the EU criteria for environmentally sustainable economic activities.

Any other sustainable investments must also not significantly harm any environmental or social objectives.



Does this financial product consider principal adverse impacts on sustainability factors?



Yes



No

This Fund considers the following principal adverse impacts (PAIs) on sustainability factors:

- Principal Adverse Impact 1 on greenhouse gas emissions.
- Principal Adverse Impact 4 on exposure to companies active in the fossil fuel sector.
- Principal Adverse Impact 10 on UNGC violators.
- Principal Adverse Impact 14 on controversial weapons.

The above-listed principal adverse impacts on sustainability factors are considered as follows:

PAI 1 on greenhouse gas emissions is considered as part of the Fund's management of its carbon footprint (WACI) for its investments in corporate issuers, which is lower than the 45% Bloomberg US Corporate High Yield 2% Issuer Capped Index, 30% Bloomberg US Corporate Index, 15% JPMorgan EMBI Global Diversified Index, 8% Bloomberg Non-Agency CMBS Ex AAA Index, 2% Bloomberg ABS Ex AAA Index.

PAI 4 on exposure to companies active in the fossil fuel sector, PAI 10 on UNGC violators and PAI 14 on controversial weapons are considered when the Investment Adviser evaluates and applies ESG and norms-based screening to implement exclusions on corporate issuers. To support this screening, it relies on third party provider(s) who identify an issuer's participation in or the revenue which they derive from activities that are inconsistent with the ESG and norms-based screens.

In addition, the Fund's sustainable investments are assessed against each of the mandatory PAIs as described above.

Further information on how the financial product did consider principal adverse impacts (PAIs) on sustainability factors will be available in the Company's annual report.



What investment strategy does this financial product follow?

The investment strategy guides investment decisions based on factors such as investment objectives and risk tolerance.

The Investment Adviser applies the following investment strategy to attain the environmental and/or social characteristics promoted:

Carbon constraint. The Investment Adviser aims to manage a carbon footprint lower than the Fund's selected indexes level. Therefore, it will aim to manage a carbon footprint (WACI) for its investments in corporate issuers that is lower than the Fund's selected indexes level (45% Bloomberg US Corporate High Yield 2% Issuer Capped Index, 30% Bloomberg US Corporate Index, 15% JPMorgan EMBI Global Diversified Index, 8% Bloomberg Non-Agency CMBS Ex AAA Index, 2% Bloomberg ABS Ex AAA Index). The Investment Adviser carries out ongoing monitoring of WACI at the Fund level, and may reduce or eliminate exposures to certain companies as necessary. Should the WACI of the Fund not be lower than the level of the aforementioned indexes, the Investment Adviser will consider what action is in the best interest of the Fund, its Shareholders and in line with the relevant Fund investment objective to bring the Fund back above the threshold in a reasonable period of time. The Investment Adviser carries out ongoing monitoring of WACI at the Fund level, and may reduce or eliminate exposures to certain companies as necessary.

The selected index is representative of the investment universe of the Fund. The Investment Adviser assesses the portfolio WACI data on an ongoing basis to help the Fund remain within the target level. This allows the Investment Adviser to measure the carbon footprint and carbon intensity of the portfolio compared to the selected index, and to understand the attribution of the emission results. From an investment perspective, carbon footprint analysis can serve as a tool to engage with the investee company and better understand the investee company's business. In the event that reported carbon emissions data is not available for a particular issuer, the third party provider may provide estimates using their own methodologies. Issuers that do not have any carbon emissions data available (reported or estimated) are excluded from the WACI calculation. This will not apply to sovereign issuers. It is not the intention of the Investment Adviser to automatically exclude higher carbon emitters on an individual basis as the carbon intensity is monitored at the total portfolio level rather than at the individual holding level.

Negative Screening Policy: In addition, the Investment Adviser evaluates and applies ESG and norms-based exclusions to implement a Negative Screening Policy to the Fund's investments at the time of purchase.

To support this screening on corporate issuers, the Investment Adviser relies on third party provider(s) who identify an issuer's participation in or the revenue which they derive from activities that are inconsistent with the ESG and norms-based screens. In this way, third party provider data is used to support the application of ESG and norms-based screening by the Investment Adviser. In the event that exclusions cannot be verified through third-party providers or if the Investment Adviser believes that data and/or assessment is incomplete or inaccurate, the Investment Adviser reserves the right to identify business involvement activities through its own assessment (including by using other third-party data sources). If an eligible corporate issuer held in a Fund subsequently fails a screen, the issuer will not contribute towards the environmental and/or social characteristics of the Fund and will generally be sold within six months from the date of such determination, subject to the best interests of investors in the Fund.

For sovereign issuers, the Investment Adviser conducts an eligibility assessment leveraging its proprietary sovereign ESG framework, which covers a range of ESG indicators to evaluate how well a country manages its ESG risk. To be eligible for investment, sovereigns must score above pre-determined thresholds for their proprietary ESG score on both an absolute and GNI-adjusted basis. If the Investment Adviser believes that the third-party data and/or assessment is incomplete or inaccurate, the Investment Adviser reserves the right to identify exclusions for sovereign issuers through its own assessment. The Investment Adviser also periodically reviews sovereign issuers and if a previously eligible sovereign issuer held in the Fund becomes ineligible, the sovereign issuer will not contribute towards the environmental and/or social characteristics of the Fund and the sovereign issuer will generally be sold within six months from the date of such determination, subject to the best interests of investors in the Fund (save that if the Investment Adviser believes that a score is below a pre-defined threshold for a temporary or a transitory reason, the Investment Adviser may, from time to time, exercise its discretion to keep holding or purchase securities issued by the sovereign issuer).

The Investment Adviser ensures that the companies in which investments are made follow good governance practices.

● ***What are the binding elements of the investment strategy used to select the investments to attain each of the environmental or social characteristics promoted by this financial product?***

The Fund has the following binding elements:

1) Carbon constraint. The Fund aims to manage a carbon footprint for its investment in corporate issuers that is lower than the Fund's selected indexes level (45% Bloomberg US Corporate High Yield 2% Issuer Capped Index, 30% Bloomberg US Corporate Index, 15% JPMorgan EMBI Global Diversified Index, 8% Bloomberg Non-Agency CMBS Ex AAA Index, 2% Bloomberg ABS Ex AAA Index). This will not apply to sovereign issuers. Should the WACI of the Fund not be lower than the aforementioned index, the Investment Adviser will consider what action is in the best interest of the Fund, its Shareholders and in line with the relevant Fund investment objective to bring the Fund back above the threshold in a reasonable period of time.

2) Negative screening policy. The Fund applies investment restrictions rules on a pre-trade basis in portfolio management systems to prohibit investment in corporate or sovereign issuers based on the exclusion criteria. The portfolio also undergoes post-trade compliance checks.

The Investment Adviser selects investments to the extent they do not trigger a breach of the carbon target and are in line with the Negative Screening Policy.

Good governance

practices include sound management structures, employee relations, remuneration of staff and tax compliance.

- ***What is the committed minimum rate to reduce the scope of the investments considered prior to the application of that investment strategy?***

Not applicable.

- ***What is the policy to assess good governance practices of the investee companies?***

When assessing good governance practices, the Investment Adviser will, as a minimum, have regard to matters it sees relevant to the four prescribed pillars of good governance (i.e., sound management structures, employee relations, remuneration of staff and tax compliance).

As described above, the Investment Adviser applies a Negative Screening Policy to the Fund. As part of this, the Investment Adviser excludes companies that, based on available third-party data, are viewed to be in violation of the principles of the UNGC, which include Principle 10 (anti-corruption) and Principle 3 (employee relations).

In addition, good governance practices are evaluated as part of the Investment Adviser's ESG integration process. Such practices are assessed through a monitoring process based on available third-party indicators relating to corporate governance and corporate behavior. Third-party data may be inaccurate, incomplete or outdated. Where the corporate governance and corporate behavior indicators cannot be verified through the third-party provider, the Investment Adviser will aim to make such determination through its own assessment based on information that is reasonably available. Where relevant, fundamental analysis of a range of metrics that cover auditing practices, board composition and executive compensation, among others, is also conducted. The Investment Adviser also engages in regular dialogue with companies on corporate governance issues and exercises its proxy voting rights for the entities in which the Fund invests. Capital Group's ESG Policy Statement provides additional detail on Capital Group's ESG philosophy, integration, governance, support and processes, including proxy voting procedures and principles, as well as views on specific ESG issues, including ethical conduct, disclosures and corporate governance. Information on Capital Group's corporate governance principles can be found in its Proxy Voting Procedures and Principles as well as in the ESG Policy Statement.



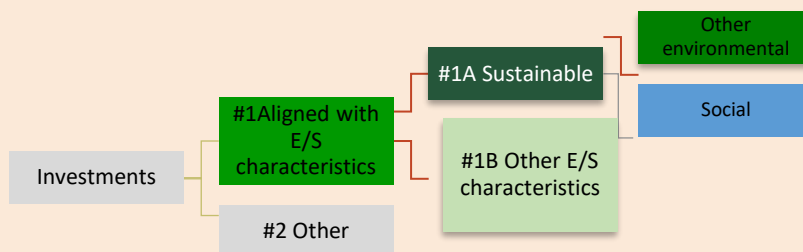
What is the asset allocation planned for this financial product?

Asset allocation

describes the share of investments in specific assets.

Taxonomy-aligned activities are expressed as a share of:

- **turnover** reflecting the share of revenue from green activities of investee companies
- **capital expenditure** (CapEx) showing the green investments made by investee companies, e.g. for a transition to a green economy.
- **operational expenditure** (OpEx) reflecting green operational activities of investee companies.



#1 Aligned with E/S characteristics includes the investments of the financial product used to attain the environmental or social characteristics promoted by the financial product.

#2 Other includes the remaining investments of the financial product which are neither aligned with the environmental or social characteristics, nor are qualified as sustainable investments.

The category **#1 Aligned with E/S characteristics** covers:

- The sub-category **#1A Sustainable** covers sustainable investments with environmental or social objectives.
- The sub-category **#1B Other E/S characteristics** covers investments aligned with the environmental or social characteristics that do not qualify as sustainable investments.

At least 70% of the Fund's investments are in category “#1 Aligned with E/S characteristics” and so are used to attain the environmental or social characteristics promoted by the Fund (being subject to the Investment Adviser's binding Negative Screening Policy and carbon constraint). A maximum of 30% of the Fund's investments including investments non-aligned with the E/S characteristics promoted, securitised debt and/or derivatives are in category “#2 Other”.

Within the 70%, the Fund will have a minimum proportion of 5% of the portfolio in sub-category “#1A Sustainable”, being sustainable investments with an environmental or social objective in economic activities that do not qualify as environmentally sustainable under the EU Taxonomy. These are investments that have passed through the Investment Adviser's sustainable investment assessment. The remainder of the portfolio will be in category “#1B Other E/S characteristics”, being companies that do not pass the Investment Adviser's assessment of sustainable investment.

Cash and/or cash equivalents are excluded from the asset allocation above. Cash and cash-equivalents may be held for liquidity purposes to support the Fund's overall investment objective.

How does the use of derivatives attain the environmental or social characteristics promoted by the financial product?

The Fund can use derivatives for investment purposes, hedging and/or efficient portfolio management but will not use them to attain the environmental or social characteristics it promotes.



To what minimum extent are sustainable investments with an environmental objective aligned with the EU Taxonomy?

While this Fund promotes environmental characteristics within the meaning of Article 8 of the SFDR, its commitment to make “environmentally sustainable investments” within the meaning of the Taxonomy Regulation is set at 0% (including in transitional and enabling activities).

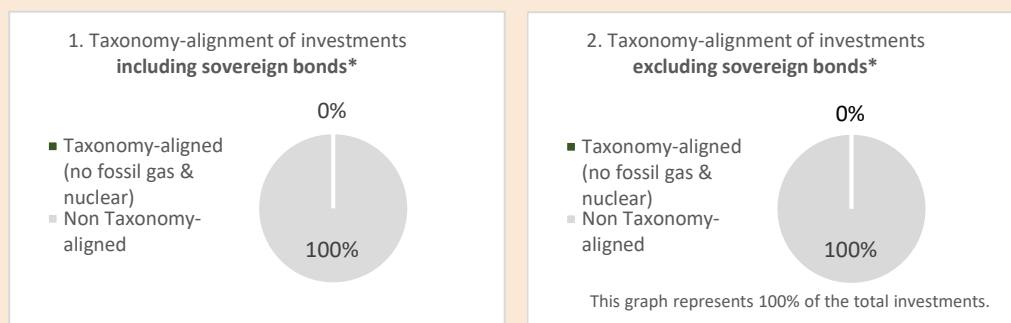
Does the financial product invest in fossil gas and/or nuclear energy related activities that comply with the EU Taxonomy⁵?

- Yes:
- ☐ In fossil gas
- ☐ In nuclear energy
- ☒ No

⁵ Fossil gas and/or nuclear related activities will only comply with the EU Taxonomy where they contribute to limiting climate change (“climate change mitigation”) and do not significantly harm any EU Taxonomy objective – see explanatory note in the left hand margin. The full criteria for fossil gas and nuclear energy economic activities that comply with the EU Taxonomy are laid down in Commission Delegated Regulation (EU) 2022/1214.

To comply with the EU Taxonomy, the criteria for **fossil gas** include limitations on emissions and switching to renewable power or low-carbon fuels by the end of 2035. For **nuclear energy**, the criteria include comprehensive safety and waste management rules. **Enabling activities** directly enable other activities to make a substantial contribution to an environmental objective. **Transitional activities** are activities for which low-carbon alternatives are not yet available and among others have greenhouse gas emission levels


The two graphs below show in green the minimum percentage of investments that are aligned with the EU Taxonomy. As there is no appropriate methodology to determine the Taxonomy-alignment of sovereign bonds, the first graph shows the Taxonomy alignment in relation to all the investments of the financial product including sovereign bonds, while the second graph shows the Taxonomy alignment only in relation to the investments of the financial product other than sovereign bonds.*



* For the purpose of these graphs, 'sovereign bonds' consist of all sovereign exposures

What is the minimum share of investments in transitional and enabling activities?

0%. This Fund does not commit on a minimum share of investments in transitional and enabling activities.

 are sustainable investments with an environmental objective that **do not take into account the criteria** for environmentally sustainable economic activities under the EU Taxonomy.



What is the minimum share of sustainable investments with an environmental objective that are not aligned with the EU Taxonomy?

Although the Fund commits to invest at least 5% in sustainable investments on an aggregate basis the Fund does not commit specifically to any minimum investment in sustainable investments with an environmental objective.



What is the minimum share of socially sustainable investments?

Although the Fund commits to invest at least 5% in sustainable investments on an aggregate basis the Fund does not commit specifically to any minimum investment in sustainable investments with a social objective.



What investments are included under “#2 Other”, what is their purpose and are there any minimum environmental or social safeguards?

The investments included under “#2 Other” are investments (including derivatives and securitised debt), which are neither aligned with the environmental or social characteristics, nor are qualified as sustainable investments, but are used to attain the investment objective of the Fund. There are no minimum environmental or social safeguards applicable to these investments.



Reference benchmarks are indexes to measure whether the financial product attains the environmental or social characteristics that they promote.

Is a specific index designated as a reference benchmark to determine whether this financial product is aligned with the environmental and/or social characteristics that it promotes?

No, there is no specific index designated as a reference benchmark to determine whether this Fund is aligned with the environmental and/or social characteristics that it promotes.



Where can I find more product specific information online?

More product-specific information can be found on the website:

<https://www.capitalgroup.com/individual-investors/lu/en/fund-centre.CGMSILU.html>

More information can also be found in Capital Group's ESG Policy Statement and Capital Group's proxy voting procedures and principles. These documents can be found on:

https://www.capitalgroup.com/content/dam/cgc/shared-content/documents/policies/02_CR_ESG_Global_Proxy_Policy_FINAL_March_2022.pdf

[https://www.capitalgroup.com/content/dam/cgc/tenants/eacg/esg/files/esg-policy-statement\(en\).pdf](https://www.capitalgroup.com/content/dam/cgc/tenants/eacg/esg/files/esg-policy-statement(en).pdf)

Capital Group US High Yield Fund (LUX)

Launch Date	30 October 2017
Investment Objective	To provide, over the long term, a high level of total return largely comprised of current income. The secondary investment objective of the Fund is capital appreciation. The Fund invests primarily in USD-denominated corporate High Yield Bonds. These are usually listed or traded on other Regulated Markets. Unlisted securities and other fixed-income securities may also be purchased, subject to the relevant provisions of the "General Investment Guidelines and Restrictions".
Profile of the typical investor	The Fund is actively managed and particularly suitable for investors seeking high level of current income through investment primarily in USD-denominated corporate High Yield Bonds.
Eligible Investment Countries	Any country.
Specific Investment Guidelines and Restrictions	<ol style="list-style-type: none"> 1. The Fund will seek to invest at least 75% of its total net assets in USD-denominated corporate High Yield Bonds. 2. The overall Portfolio exposure to the USD currency will generally be at least equal to 90% of the value of the net assets of the Fund. 3. The Fund may invest up to maximum 10% in Emerging Markets corporate Bonds. 4. The Fund may invest in ABS/MBS which will not exceed 10% of the net assets of the Fund. 5. The Fund may invest up to 10% in distressed securities. 6. The Fund may use financial derivative instruments for investment purposes, hedging and/or efficient portfolio management. Instruments permitted are interest rate swaps, CDXs, CDS, forward contracts, FX options, futures and options on futures as described in more detail in the main part of the Prospectus under the "Risk Warnings" section and in Annex 1. 7. Up to 10% of the total net assets of the Fund may be subject to Total Return Swaps. Please read the "Risk Warnings" section for more details of the relevant risk factors involved. 8. The Fund may invest up to 10% in Equity and contingent convertible bonds. 9. In order to achieve its investment goals, for treasury purposes and/or in case of unfavourable market conditions, the Fund may also invest in deposits with credit institutions, money market instruments and units of money market funds within the meaning of the investment restrictions set out in Annex 1.
Specific Risks	Bonds, Emerging Markets, derivative instruments, distressed securities, OTC Markets, High Yield Bonds, contingent convertible bonds, Sustainability Risks. Further details of general and specific risks can be found under "Risk Warnings" section and in Annex 1.
Investment Adviser	CRMC
Investment sub-Adviser	CISA
Base Currency	USD
Valuation Date	Each Business Day, other than days (as determined by the Board or the Management Company at their discretion) on which any market(s) representing a meaningful portion of the Fund's portfolio is closed. For the purpose of this paragraph, the market to be considered is the market where the relevant instrument is traded. (A list of such dates is available on capitalgroup.com/international)
Calculation method of the risk exposure	<p>Relative VaR approach using Barclays US Corporate High Yield 2% Issuer Capped Total Return index as the appropriate reference portfolio.</p> <p>The Fund is actively managed. The Company has full discretion over the composition of the Fund's portfolio, subject to the relevant investment objective, guidelines and restrictions, which do not provide for index-tracking objectives.</p> <p>The use of the above index is in relation to the calculation of the Relative VaR. Though the majority of the holdings of the Fund (excluding derivatives) are likely to be components of the index, the Investment Adviser is not bound by the components or weighting of the index when selecting investments and may invest in securities not included in the index. The degree to which the Fund may resemble the composition and risk characteristics of the index will vary over time and its performance may be meaningfully different.</p> <p>Further information on Relative VaR can be found in Annex 1 under "Risk management and monitoring of financial derivatives instruments", and further details on the application of the VaR methodology and information about the Fund's risk management process are available upon request from the Management Company.</p>
Expected level of leverage	<p>20%</p> <p>The Fund's level of leverage is expected to be 20% of the net assets of the Fund, as calculated using the sum of the notionals, not taking into account any netting of the derivatives and hedging arrangements that the Fund has in place at any time. Under certain circumstances (e.g. very low market volatility), the actual Fund's level of leverage may increase from time to time to higher levels.</p> <p>The Fund's expected level of leverage is not a regulatory limit on the Fund and there may be no action whether the actual leverage is higher or lower than the disclosed expected level of leverage.</p>
Hedged Equivalent Classes	The Fund will aim at hedging 100% (with a reasonable margin of tolerance) of its total net assets, from USD (regardless of the underlying current exposure of the portfolio to USD) into the currency referred to in the relevant Class's designation. The list of available Hedged Equivalent Classes can be found online on the Management Company's webpage at capitalgroup.com/international
Cut-Off Time	1:00pm Luxembourg time on every Valuation Date
Fiscal year-end	31 December in each year

Fees and charges¹	Until 31 December 2024:	
	Fund Administration Fee ²	0.15 % maximum
	Depository and Custody Fees ³	0.03 % maximum
	From 1 January 2025:	
	Annual Administration Charge ⁴	0.25% maximum

Capital Group US High Yield Fund (LUX)

	Minimum Initial Investment and Amount held at any time	Management Fee
Class A4, A7, A9 and Equivalent		
A4	\$10 million or equivalent	0.375%
A7	\$100 million or equivalent	0.300%
A9	\$250 million or equivalent	0.270%
A11	\$500 million or equivalent	0.250%
Class C and Equivalent		
C	None	Charged outside the Company
Class B and Equivalent		
B	None	1.30%
Class N and Equivalent		
N	None	2.05%
Class Z and Equivalent		
Z	None	0.65%
Class P and Equivalent		
P	\$100 million or equivalent	0.52%
Class ZL and Equivalent		
ZL	\$500 million or equivalent	0.455%

¹ Fund Administration, Depository and Custody Fees, which are included in the total expense ratio (TER), which varies by Fund and by Share Class, may be partially allocated to the relevant Share Class by the Management Company. Please see the relevant KID/KIID and the Company's annual report for details.

² Effective rate varies with the total assets of the Fund up to the indicated maximum.

³ Effective rate varies with the total assets of the Fund and with the country breakdown in the Portfolio up to the indicated maximum.

⁴ Please refer to the section Charges, Expenses and Fees for the detail of what is included in the Annual Administration Charge.

Capital Group Emerging Markets Debt Fund (LUX)

Launch Date	24 July 2007 ¹
Investment Objective	To provide, over the long term, a high level of total return, of which a large component is current income. The Fund invests primarily in government and corporate Bonds, denominated in various currencies, of issuers in Eligible Investment Countries. Securities of Emerging Markets issuers are defined as those: (1) from issuers in Emerging Markets; (2) that are denominated in Emerging Markets currencies; or (3) that are from issuers deemed to be suitable for the Fund because they have or are expected to have significant economic exposure to Emerging Markets (through assets, revenues, or profits). These are usually listed or traded on other Regulated Markets. Unlisted securities may also be purchased, subject to the relevant provisions of the "General Investment Guidelines and Restrictions".
ESG criteria	<p>Implementation of a Negative Screening Policy relating to the Fund's investments in corporate issuers and sovereign issuers.</p> <p>For more information on the Fund's ESG criteria, please refer the Fund's pre-contractual information pursuant to Article 8 of SFDR at the end of this Fund Information Sheet.</p>
Profile of the typical investor	<p>The Fund is actively managed and particularly suitable for investors who are seeking:</p> <ul style="list-style-type: none"> current income and the potential for long-term high total returns through investment primarily in Emerging Markets government and corporate Bonds and understand and accept the high level of risks associated with such an investment, and to consider environmental, social and/or governance criteria as part of their investments within the meaning of Article 8 of the SFDR, as set out in detail at the end of this Fund Information Sheet.
Eligible Investment Countries	Emerging Markets; countries rated Ba or lower or BB or lower by a nationally recognized statistical rating organization; and countries that are on an International Monetary Fund ("IMF") program, have outstanding liabilities to the IMF, or have exited an IMF program no more than 5 years earlier.
Specific Investment Guidelines and Restrictions	<ol style="list-style-type: none"> The Investment Adviser evaluates and applies ESG and norms-based screening to implement exclusions at the time of purchase on corporate and sovereign issuers, with respect to certain sectors such as weapons. To support this screening, for sovereign issuers, it relies on the use of proprietary ESG framework, and, for corporate issuers, it relies on third party provider(s) who identify an issuer's participation in or the revenue which they derive from activities that are inconsistent with the ESG and norms-based screens. The Negative Screening Policy applied can be found on: https://www.capitalgroup.com/content/dam/cgc/tenants/eacg/negative-screening-policy.pdf. The Fund may invest up to 10% in distressed securities. The Fund may invest up to 10% of its assets in securities of issuers which are not Emerging Markets issuers. For the avoidance of doubt and notwithstanding the above 10% limit, the Fund may invest in such issuers' sovereign debt instruments rated AAA by Standard & Poor's or Fitch or Aaa by Moody's in lieu of cash, without being considered as securities of issuers from countries other than Eligible Investment Countries. The Fund may use financial derivative instruments for investment purposes, hedging and/or efficient portfolio management. Instruments permitted are interest rate swaps, CDXs, CDS, forward contracts, FX options, futures and options on futures as described in more detail in the main part of the Prospectus under the "Risk Warnings" section and in Annex 1. Up to 10% of the total net assets of the Fund may be subject to Total Return Swaps. Please read the "Risk Warnings" section for more details of the relevant risk factors involved. The Fund may invest in contingent convertible bonds which will not exceed 5% of the net assets of the Fund. The Fund may invest on the China Interbank Bond Market up to 20% of the net assets of the Fund, either directly or via Bond Connect. The Fund may invest in ABS/MBS which will not exceed 10% of the net assets of the Fund. In order to achieve its investment goals, for treasury purposes and/or in case of unfavourable market conditions, the Fund may also invest in deposits with credit institutions, money market instruments and units of money market funds within the meaning of the investment restrictions set out in Annex 1.
Specific Risks	Bonds, Emerging Markets, derivative instruments, OTC Markets, High Yield Bonds, ABS/MBS, distressed securities, contingent convertible bonds, China Interbank Bond Market, Bond Connect, Sustainability Risks. Further details of general and specific risks can be found under "Risk Warnings" section and in Annex 1.
Investment Adviser	CRMC
Investment Sub-Adviser	CISA
Base Currency	USD
Valuation Date	Each Business Day, other than days (as determined by the Board or the Management Company at their discretion) on which any market(s) representing a meaningful portion of the Fund's portfolio is closed. For the purpose of this paragraph, the market to be considered is the market where the relevant instrument is traded. (A list of such dates is available on capitalgroup.com/international)
Calculation method of the risk exposure	Relative VaR approach using 50% JPM EMBI Global Diversified / 50% JPM GBI-EM Global Diversified Total Return index as the appropriate reference portfolio.

¹ Launch date of Capital Group Emerging Markets Debt Fund (LUX) in Capital International Portfolios, another Luxembourg UCITS of the as Capital Group.

	<p>The Fund is actively managed. The Company has full discretion over the composition of the Fund's portfolio, subject to the relevant investment objective, guidelines and restrictions, which do not provide for index-tracking objectives.</p> <p>The use of the above index is in relation to the calculation of the Relative VaR. Though the majority of the holdings of the Fund (excluding derivatives) are likely to be components of the index, the Investment Adviser is not bound by the components or weighting of the index when selecting investments and may invest in securities not included in the index. The degree to which the Fund may resemble the composition and risk characteristics of the index will vary over time and its performance may be meaningfully different.</p> <p>Further information on Relative VaR can be found in Annex 1 under "Risk management and monitoring of financial derivatives instruments", and further details on the application of the VaR methodology and information about the Fund's risk management process are available upon request from the Management Company.</p>	
Expected level of leverage	<p>100%</p> <p>The Fund's level of leverage is expected to be 100% of the net assets of the Fund, as calculated using the sum of the notionals, not taking into account any netting of the derivatives and hedging arrangements that the Fund has in place at any time. Under certain circumstances (e.g., very low market volatility), the actual Fund's level of leverage may increase from time to time to higher levels.</p> <p>The Fund's expected level of leverage is not a regulatory limit on the Fund and there may be no action whether the actual leverage is higher or lower than the disclosed expected level of leverage.</p>	
Hedged Equivalent Classes	<p>The Fund will aim at hedging 50% (with a reasonable margin of tolerance) of its total net assets, from USD (regardless of the current exposure of the portfolio to USD), into the currency referred to in the relevant Class's designation. The list of available Hedged Equivalent Classes can be found online on the Management Company's webpage at capitalgroup.com/international</p>	
Cut-Off Time	<p>1:00 pm Luxembourg time on every Valuation Date, Subscription Pre-notification Date and Redemption Pre-notification Date</p>	
Subscription Pre-notification Date	<p>For subscription requests above \$25,000,000 or equivalent, three Week Days before the relevant Valuation Date</p>	
Redemption Pre-notification Date	<p>For redemption requests above \$25,000,000 or equivalent, three Week Days before the relevant Valuation Date</p>	
Fiscal year-end	<p>31 December in each year</p>	
Fees and charges²	Until 31 December 2024:	
	Fund Administration Fee ³	0.15% maximum
	Depositary and Custody Fees ⁴	0.12% maximum
	From 1 January 2025:	
	Annual Administration Charge ⁵	0.25% maximum

² Fund Administration, Depositary and Custody Fees, which are included in the total expense ratio (TER), which varies by Fund and by Share Class, may be partially allocated to the relevant Share Class by the Management Company. Please see the relevant KID/KIID and the Company's annual report for details.

³ Effective rate varies with the total assets of the Fund up to the indicated maximum.

⁴ Effective rate varies with the total assets of the Fund and with the country breakdown in the Portfolio up to the indicated maximum.

⁵ Please refer to the section Charges, Expenses and Fees for the detail of what is included in the Annual Administration Charge.

Capital Group Emerging Markets Debt Fund (LUX)

	Minimum Initial Investment and amount held at any time	Management Fee
Class A4, A7, A9, A11, A13, A15 and Equivalent		
A4	\$10 million or equivalent	0.450%
A7	\$100 million or equivalent	0.375%
A9	\$250 million or equivalent	0.325%
A11	\$500 million or equivalent	0.300%
A13	\$750 million or equivalent	0.275%
A15	\$1,000 million or equivalent	0.250%
Class C and Equivalent		
C	None	Charged outside the Company
Class B and Equivalent		
B	None	1.50%
Class N and Equivalent		
N	None	2.15%
Class Z and Equivalent		
Z	None	0.75%
Class P and Equivalent		
P	\$100 million or equivalent	0.60%
Class ZL and Equivalent		
ZL	\$500 million or equivalent	0.525%

Product name: Capital Group Emerging Markets Debt Fund (LUX)
Legal entity identifier: 5493009VJSAE25SFXL78

Environmental and/or social characteristics

Sustainable investment means an investment in an economic activity that contributes to an environmental or social objective, provided that the investment does not significantly harm any environmental or social objective and that the investee companies follow good governance practices.

The **EU Taxonomy** is a classification system laid down in Regulation (EU) 2020/852, establishing a list of **environmentally sustainable economic activities**. That Regulation does not include a list of socially sustainable economic activities. Sustainable investments with an environmental objective might be aligned with the Taxonomy or not.

Does this financial product have a sustainable investment objective?

☒ ☐ ☐ **Yes** ☒ ☐ ☒ **No**

<input type="checkbox"/> It will make a minimum of sustainable investments with an environmental objective : ____% <ul style="list-style-type: none"> <input type="checkbox"/> in economic activities that qualify as environmentally sustainable under the EU Taxonomy <input type="checkbox"/> in economic activities that do not qualify as environmentally sustainable under the EU Taxonomy 	<input type="checkbox"/> It promotes Environmental/Social (E/S) characteristics and while it does not have as its objective a sustainable investment, it will have a minimum proportion of ____% of sustainable investments <ul style="list-style-type: none"> <input type="checkbox"/> with an environmental objective in economic activities that qualify as environmentally sustainable under the EU Taxonomy <input type="checkbox"/> with an environmental objective in economic activities that do not qualify as environmentally sustainable under the EU Taxonomy <input type="checkbox"/> with a social objective
<input type="checkbox"/> It will make a minimum of sustainable investments with a social objective : ____%	<input checked="" type="checkbox"/> It promotes E/S characteristics, but will not make any sustainable investments



What environmental and/or social characteristics are promoted by this financial product?

The Fund promotes environmental and social characteristics, provided that the companies in which investments are made follow good governance practices.

The Investment Adviser evaluates and applies ESG and norms-based exclusions to implement a Negative Screening Policy to the Fund's investments at the time of purchase.

For sovereign issuers, the Investment Adviser conducts an eligibility assessment leveraging its proprietary sovereign ESG framework, which covers a range of ESG indicators to evaluate how well a country manages its ESG risk. The Investment Adviser uses its proprietary sovereign ESG framework to assess the ESG and Governance score of a sovereign issuer against predetermined thresholds.

For corporate issuers, the Investment Adviser relies on third-party providers who identify an issuer's participation in or the revenue which they derive from activities that are inconsistent with these screens.

The Investment Adviser selects investments to the extent they are in line with the negative screening policy.

There is no reference benchmark designated for the purpose of attaining the environmental or social characteristics promoted by the Fund.

Sustainability indicators measure how the environmental or social characteristics promoted by the financial product are attained.

Principal adverse impacts are the most significant negative impacts of investment decisions on sustainability factors relating to environmental, social and employee matters, respect for human rights, anti-corruption and anti-bribery matters.

● **What sustainability indicators are used to measure the attainment of each of the environmental or social characteristics promoted by this financial product?**

The sustainability indicators used by this Fund to measure the attainment of each of the environmental or social characteristics it promotes are as follows.

The Investment Adviser applies ESG and norms-based exclusions to implement a Negative Screening Policy to the Fund's investments. The Fund will monitor:

- percentage of sovereign issuers failing the Investment Adviser's process for assessing sovereigns; and
- percentage of corporate issuers failing a screen under the Negative Screening Policy.

● **What are the objectives of the sustainable investments that the financial product partially intends to make and how does the sustainable investment contribute to such objectives?**

Not applicable as this Fund does not commit to make sustainable investments.

● **How do the sustainable investments that the financial product partially intends to make, not cause significant harm to any environmental or social sustainable investment objective?**

Not applicable as this Fund does not commit to make sustainable investments.

The EU Taxonomy sets out a "do not significant harm" principle by which Taxonomy-aligned investments should not significantly harm EU Taxonomy objectives and is accompanied by specific EU criteria.

The "do no significant harm" principle applies only to those investments underlying the financial product that take into account the EU criteria for environmentally sustainable economic activities. The investments underlying the remaining portion of this financial product do not take into account the EU criteria for environmentally sustainable economic activities.

Any other sustainable investments must also not significantly harm any environmental or social objectives.



Does this financial product consider principal adverse impacts on sustainability factors?

✗ Yes.

This Fund considers the following principal adverse impacts (PAIs) on sustainability factors:

- Principal Adverse Impact 4 on exposure to companies active in the fossil fuel sector.
- Principal Adverse Impact 10 on UNGC violators.
- Principal Adverse Impact 14 on controversial weapons.

The above-listed principal adverse impacts on sustainability factors are considered as follows.

PAI 4 on exposure to companies active in the fossil fuel sector, PAI 10 on UNGC violators and PAI 14 on controversial weapons are considered when the Investment Adviser evaluates and applies ESG and norms-based screening to implement exclusions on corporate issuers. To support this screening, it relies on third party provider(s) who identify an issuer's participation in or the revenue which they derive from activities that are inconsistent with the ESG and norms-based screens.

It should be noted that the Fund expects limited investments in corporate issuers.

Further information on how the financial product did consider principal adverse impacts (PAIs) on sustainability factors will be available in the Company's annual report.



The investment strategy guides investment decisions based on factors such as investment objectives and risk tolerance.

What investment strategy does this financial product follow?

The Investment Adviser applies the following investment strategy to attain the environmental and/or social characteristics promoted.

Negative Screening Policy: The Investment Adviser evaluates and applies ESG and norms-based exclusions to implement a Negative Screening Policy to the Fund's investments at the time of purchase.

To support this screening on sovereign issuers, the Investment Adviser conducts an eligibility assessment leveraging its proprietary sovereign ESG framework, which covers a range of ESG indicators to evaluate how well a country manages its ESG risk. To be eligible for investment, sovereigns must score above pre-determined thresholds for their proprietary ESG score on both an absolute and GNI-adjusted basis. If the Investment Adviser believes that the third-party data and/or assessment is incomplete or inaccurate, the Investment Adviser reserves the right to identify exclusions for sovereign issuers through its own assessment. The Investment Adviser also periodically reviews sovereign issuers and if a previously eligible sovereign issuer held in the Fund becomes ineligible, the sovereign issuer will not contribute towards the environmental and/or social characteristics of the Fund and the sovereign issuer will generally be sold within six months from the date of such determination, subject to the best interests of investors in the Fund (save that if the Investment Adviser believes that a score is below a pre-defined threshold for a temporary or a transitory reason, the Investment Adviser may, from time to time, exercise its discretion to keep holding or purchase securities issued by the sovereign issuer).

For corporate issuers, the Investment Adviser relies on third party provider(s) who identify an issuer's participation in or the revenue which they derive from activities that are inconsistent with the ESG and norms-based screens. In this way, third party provider data is used to support the application of ESG and norms-based screening by the Investment Adviser. In the event that exclusions cannot be verified through third-party providers or if the Investment Adviser believes that data and/or assessment is incomplete or inaccurate, the Investment Adviser reserves the right to identify business involvement activities through its own assessment (including by using other third-party data sources). If an eligible corporate issuer held in a Fund subsequently fails a screen, the issuer will not contribute towards the environmental and/or social characteristics of the Fund and will generally be sold within six months from the date of such determination, subject to the best interests of investors in the Fund.

The Investment Adviser ensures that the companies in which investments are made follow good governance practices.

What are the binding elements of the investment strategy used to select the investments to attain each of the environmental or social characteristics promoted by this financial product?

The Fund has the following binding elements:

Negative screening policy. The Fund applies investment restrictions rules at time of purchase on a pre-trade basis in portfolio management systems to prohibit investment in companies and sovereign issuers based on the exclusion criteria. The portfolio also undergoes post-trade compliance checks.

The Investment Adviser selects investments to the extent they are in line with the Negative Screening Policy.

What is the committed minimum rate to reduce the scope of the investments considered prior to the application of that investment strategy?

Not applicable.

What is the policy to assess good governance practices of the investee companies?

When assessing good governance practices, the Investment Adviser will, as a minimum, have regard to matters it sees relevant to the four prescribed pillars of good governance (i.e., sound management structures, employee relations, remuneration of staff and tax compliance).

As described above, the Investment Adviser applies a Negative Screening Policy to the Fund. As part of this, the Investment Adviser excludes companies that, based on available third-party data, are viewed to be in violation of the principles of the UNGC, which include Principle 10 (anti-corruption) and Principle 3 (employee relations).

In addition, good governance practices are evaluated as part of the Investment Adviser's ESG integration process. Such practices are assessed through a monitoring process based on available third-party indicators relating to corporate governance and corporate behavior. Third-party data may be inaccurate, incomplete or outdated. Where the corporate governance and corporate behavior indicators cannot be verified through the third-party provider, the Investment Adviser will aim to make such determination through its own assessment based on information that is reasonably available. Where relevant, fundamental analysis of a range of metrics that cover auditing practices, board composition, and executive compensation, among others, is

Good governance practices include sound management structures, employee relations, remuneration of staff and tax compliance.

also conducted. The Investment Adviser also engages in regular dialogue with companies on corporate governance issues and exercises its proxy voting rights for the entities in which the Fund invests.

If a previously eligible company held in a Fund subsequently fails the Investment Adviser's assessment of good governance practices, the company will generally be sold within six months from the date of such determination, subject to the best interests of investors in the Fund.

Capital Group's ESG Policy Statement provides additional detail on Capital Group's ESG philosophy, integration, governance, support and processes, including proxy voting procedures and principles, as well as views on specific ESG issues, including ethical conduct, disclosures and corporate governance. Information on Capital Group's corporate governance principles can be found in its Proxy Voting Procedures and Principles as well as in the ESG Policy Statement.



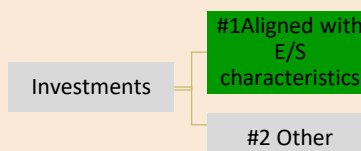
Asset allocation

describes the share of investments in specific assets.

Taxonomy-aligned activities are expressed as a share of:

- **turnover** reflecting the share of revenue from green activities of investee companies
- **capital expenditure** (CapEx) showing the green investments made by investee companies, e.g., for a transition to a green economy.
- **operational expenditure** (OpEx) reflecting green operational activities of investee companies.

What is the asset allocation planned for this financial product?



#1 Aligned with E/S characteristics includes the investments of the financial product used to attain the environmental or social characteristics promoted by the financial product.

#2 Other includes the remaining investments of the financial product which are neither aligned with the environmental or social characteristics, nor are qualified as sustainable investments.

At least 90% of the Fund's investments are in category “#1 Aligned with E/S characteristics” and so are used to attain the environmental or social characteristics promoted by the Fund (being subject to the Investment Adviser's binding Negative Screening Policy). A maximum of 10% of the Fund's investments including investments non-aligned with the E/S characteristics promoted and/or derivatives are in category “#2 Other”.

The Fund does not commit to make any sustainable investments.

Cash and/or cash equivalents are excluded from the asset allocation. Cash and cash-equivalents may be held for liquidity purposes to support the Fund's overall investment objective.

How does the use of derivatives attain the environmental or social characteristics promoted by the financial product?

The Fund can use derivatives for investment purposes, hedging and/or efficient portfolio management but will not use them to attain the environmental or social characteristics it promotes.



To what minimum extent are sustainable investments with an environmental objective aligned with the EU Taxonomy?

While this Fund promotes environmental characteristics within the meaning of Article 8 of the SFDR, its commitment to make “environmentally sustainable investments” within the meaning of the Taxonomy Regulation is set at 0% (including in transitional and enabling activities).

Does the financial product invest in fossil gas and/or nuclear energy related activities that comply with the EU Taxonomy⁶?


- ☐ Yes:
- ☐ In fossil gas
 - ☐ In nuclear energy
- ☒ No

⁶ Fossil gas and/or nuclear related activities will only comply with the EU Taxonomy where they contribute to limiting climate change (“climate change mitigation”) and do not significantly harm any EU Taxonomy objective – see explanatory note in the left hand margin. The full criteria for fossil gas and nuclear energy economic activities that comply with the EU Taxonomy are laid down in Commission Delegated Regulation (EU) 2022/1214.

To comply with the EU Taxonomy, the criteria for **fossil gas** include limitations on emissions and switching to renewable power or low-carbon fuels by the end of 2035. For **nuclear energy**, the criteria include comprehensive safety and waste management rules.

Enabling activities directly enable other activities to make a substantial contribution to an environmental objective.

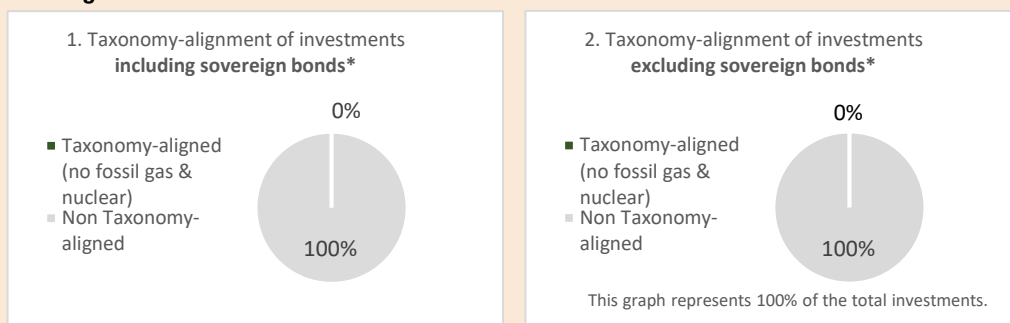
Transitional activities are activities for which low-carbon alternatives are not yet available and among others have greenhouse gas emission levels corresponding to the best performance.

 are sustainable investments with an environmental objective that **do not take into account the criteria** for environmentally sustainable economic activities under the EU Taxonomy.

Reference benchmarks are indexes to measure whether the financial product attains the environmental or social characteristics that they promote.



The two graphs below show in green the minimum percentage of investments that are aligned with the EU Taxonomy. As there is no appropriate methodology to determine the Taxonomy-alignment of sovereign bonds*, the first graph shows the Taxonomy alignment in relation to all the investments of the financial product including sovereign bonds, while the second graph shows the Taxonomy alignment only in relation to the investments of the financial product other than sovereign bonds.



* For the purpose of these graphs, 'sovereign bonds' consist of all sovereign exposures

What is the minimum share of investments in transitional and enabling activities?

This Fund does not commit on a minimum share of investments in transitional and enabling activities.



What is the minimum share of sustainable investments with an environmental objective that are not aligned with the EU Taxonomy?

Not applicable as this Fund does not commit on making sustainable investments.



What is the minimum share of socially sustainable investments?

Not applicable as this Fund does not commit on making sustainable investments.



What investments are included under “#2 Other”, what is their purpose and are there any minimum environmental or social safeguards?

The investments included under “#2 Other” are investments (including derivatives), which are neither aligned with the environmental or social characteristics, nor are qualified as sustainable investments, but are used to attain the investment objective of the Fund. There are no minimum environmental or social safeguards applicable to these investments.

Is a specific index designated as a reference benchmark to determine whether this financial product is aligned with the environmental and/or social characteristics that it promotes?

No, there is no specific index designated as a reference benchmark to determine whether this Fund is aligned with the environmental and/or social characteristics that it promotes.

Where can I find more product specific information online?

More product-specific information can be found on the website:

<https://www.capitalgroup.com/individual-investors/lu/en/fund-centre.CGEMLCDLU.html>

More information can also be found in Capital Group's ESG Policy Statement and Capital Group's proxy voting procedures and principles. These documents can be found on:

https://www.capitalgroup.com/content/dam/cgc/shared-content/documents/policies/02_CR_ESG_Global_Proxy_Policy_FINAL_March_2022.pdf

[https://www.capitalgroup.com/content/dam/cgc/tenants/eacg/esg/files/esg-policy-statement\(en\).pdf](https://www.capitalgroup.com/content/dam/cgc/tenants/eacg/esg/files/esg-policy-statement(en).pdf)

Capital Group Emerging Markets Local Currency Debt Fund (LUX)

Launch Date	10 August 2010 ¹
Investment Objective	To provide, over the long term, a high level of total return, of which a large component is current income. The Fund invests primarily in Investment Grade and High Yield Bonds (both sovereigns and corporates), denominated in the local currencies of issuers in Eligible Investment Countries. Securities of Emerging Markets issuers are defined as those: (1) from issuers in Emerging Markets; (2) that are denominated in Emerging Markets currencies; or (3) that are from issuers deemed to be suitable for the Fund because they have or are expected to have significant economic exposure to Emerging Markets (through assets, revenues, or profits). These are usually listed or traded on other Regulated Markets. Unlisted securities may also be purchased, subject to the relevant provisions of the "General Investment Guidelines and Restrictions".
ESG criteria	Implementation of a Negative Screening Policy relating to the Fund's investments in corporate issuers and sovereign issuers. For more information on the Fund's ESG criteria, please refer the Fund's pre-contractual information pursuant to Article 8 of SFDR at the end of this Fund Information Sheet.
Profile of the typical investor	The Fund is actively managed and particularly suitable for investors who are seeking: <ul style="list-style-type: none"> • current income and the potential for long-term high total returns through investment primarily in Emerging Markets government and corporate Bonds, and understand and accept the high level of risks associated with such an investment, including being exposed to the local currencies of Emerging Markets issuers; and • to consider environmental, social and/or governance criteria as part of their investments within the meaning of Article 8 of the SFDR, as set out in detail at the end of this Fund Information Sheet.
Eligible Investment Countries	Emerging Markets; countries rated Ba or lower or BB or lower by a nationally recognized statistical rating organization; and countries that are on an International Monetary Fund ("IMF") program, have outstanding liabilities to the IMF, or have exited an IMF program no more than 5 years earlier.
Specific Investment Guidelines and Restrictions	<ol style="list-style-type: none"> 1. The Investment Adviser evaluates and applies ESG and norms-based screening to implement exclusions at the time of purchase on corporate and sovereign issuers, with respect to certain sectors such as weapons. To support this screening, for sovereign issuers, it relies on the use of proprietary ESG framework, and, for corporate issuers, it relies on third party provider(s) who identify an issuer's participation in or the revenue which they derive from activities that are inconsistent with the ESG and norms-based screens. The Negative Screening Policy applied can be found on: https://www.capitalgroup.com/content/dam/cgc/tenants/eacg/negative-screening-policy.pdf. 2. In general, the Fund will seek to have not more than 20% of its assets invested in Bonds and hybrid securities denominated in USD and other non-Emerging Markets local currencies. 3. The Fund may invest up to 10% of its assets in securities of issuers which are not Emerging Markets issuers. For the avoidance of doubt and notwithstanding the above 10% limit, the Fund may invest in such issuers' sovereign debt instruments rated AAA by Standard & Poor's or Fitch or Aaa by Moody's in lieu of cash, without being considered as securities of issuers from countries other than Eligible Investment Countries. 4. The Fund may invest up to 10% in distressed securities. 5. The Fund may use financial derivative instruments for investment purposes, hedging and/or efficient portfolio management. Instruments permitted are interest rate swaps, CDXs, CDS, forward contracts, FX options, futures and options on futures as described in more detail in the main part of the Prospectus under the "Risk Warnings" section and in Annex 1. 6. Up to 10% of the total net assets of the Fund may be subject to Total Return Swaps. Please read the "Risk Warnings" section for more details of the relevant risk factors involved. 7. The Fund may invest in contingent convertible bonds which will not exceed 5% of the net assets of the Fund. 8. The Fund may invest on the China Interbank Bond Market up to 20% of the net assets of the Fund, either directly or via Bond Connect. 9. In order to achieve its investment goals, for treasury purposes and/or in case of unfavourable market conditions, the Fund may also invest in deposits with credit institutions, money market instruments and units of money market funds within the meaning of the investment restrictions set out in Annex 1.
Specific Risks	Bonds, Emerging Markets, derivative instruments, OTC Markets, High Yield Bonds, contingent convertible bonds, distressed securities, China Interbank Bond Market, Bond Connect, Sustainability Risks. Further details of general and specific risks can be found under "Risk Warnings" section and in Annex 1.
Investment Adviser	CRMC
Investment Sub-Adviser	CISA
Base Currency	USD
Valuation Date	Each Business Day, other than days (as determined by the Board or the Management Company at their discretion) on which any market(s) representing a meaningful portion of the Fund's portfolio is closed. For the purpose of this paragraph, the market to be considered is the market where the relevant instrument is traded. (A list of such dates is available on capitalgroup.com/international)

¹ Launch date of Capital Group Emerging Markets Local Currency Debt Fund (LUX) in Capital International Portfolios, another Luxembourg UCITS of the as Capital Group.

Calculation method of the risk exposure	<p>Relative VaR approach using JPM GBI-EM Global Diversified Total Return index as the appropriate reference portfolio.</p> <p>The Fund is actively managed. The Company has full discretion over the composition of the Fund's portfolio, subject to the relevant investment objective, guidelines and restrictions, which do not provide for index-tracking objectives.</p> <p>The use of the above index is in relation to the calculation of the Relative VaR. Though the majority of the holdings of the Fund (excluding derivatives) are likely to be components of the index, the Investment Adviser is not bound by the components or weighting of the index when selecting investments and may invest in securities not included in the index. The degree to which the Fund may resemble the composition and risk characteristics of the index will vary over time and its performance may be meaningfully different.</p> <p>Further information on Relative VaR can be found in Annex 1 under "Risk management and monitoring of financial derivatives instruments", and further details on the application of the VaR methodology and information about the Fund's risk management process are available upon request from the Management Company.</p>	
Expected level of leverage	<p>75%</p> <p>The Fund's level of leverage is expected to be 75% of the net assets of the Fund, as calculated using the sum of the notionals, not taking into account any netting of the derivatives and hedging arrangements that the Fund has in place at any time. Under certain circumstances (e.g. very low market volatility), the actual Fund's level of leverage may increase from time to time to higher levels.</p> <p>The Fund's expected level of leverage is not a regulatory limit on the Fund and there may be no action whether the actual leverage is higher or lower than the disclosed expected level of leverage.</p>	
Hedged Equivalent Classes	<p>The Class will aim at hedging 100% (with a reasonable margin of tolerance) of its total net assets, from USD (regardless of the underlying current exposure of the portfolio to USD) into the currency referred to in the relevant Class's designation.</p>	
Cut-Off Time	<p>1:00 pm Luxembourg time on every Valuation Date, Subscription Pre-notification Date and Redemption Pre-notification Date</p>	
Subscription Pre-notification Date	<p>For subscription requests above \$50,000,000 or equivalent, three Week Days before the relevant Valuation Date</p>	
Redemption Pre-notification Date	<p>For redemption requests above \$25,000,000 or equivalent, three Week Days before the relevant Valuation Date</p>	
Fiscal year-end	<p>31 December in each year</p>	
Fees and charges²	Until 31 December 2024:	
	Fund Administration Fee ³	0.15% maximum
	Depositary and Custody Fees ⁴	0.14% maximum
	From 1 January 2025:	
	Annual Administration Charge ⁵	0.25% maximum

² Fund Administration, Depositary and Custody Fees, which are included in the total expense ratio (TER), which varies by Fund and by Share Class, may be partially allocated to the relevant Share Class by the Management Company. Please see the relevant KID/KIID and the Company's annual report for details.

³ Effective rate varies with the total assets of the Fund up to the indicated maximum.

⁴ Effective rate varies with the total assets of the Fund and with the country breakdown in the Portfolio up to the indicated maximum.

⁵ Please refer to the section Charges, Expenses and Fees for the detail of what is included in the Annual Administration Charge.

Capital Group Emerging Markets Local Currency Debt Fund (LUX)

	Minimum Initial Investment and amount held at any time	Management Fee
Class A4, A7, A9, A11, A13, A15 and Equivalent		
A4	\$10 million or equivalent	0.450%
A7	\$100 million or equivalent	0.375%
A9	\$250 million or equivalent	0.325%
A11	\$500 million or equivalent	0.300%
A13	\$750 million or equivalent	0.275%
A15	\$1,000 million or equivalent	0.250%
Class C and Equivalent		
C	None	Charged outside the Company
Class B and Equivalent		
B	None	1.50%
Class N and Equivalent		
N	None	2.15%
Class Z and Equivalent		
Z	None	0.75%
Class P and Equivalent		
P	\$100 million or equivalent	0.60%
Class ZL and Equivalent		
ZL	\$500 million or equivalent	0.525%

Product name: Capital Group Emerging Markets Local Currency Debt Fund (LUX)
Legal entity identifier: 5493009VJSAE25SFXL78

Environmental and/or social characteristics

Sustainable investment means an investment in an economic activity that contributes to an environmental or social objective, provided that the investment does not significantly harm any environmental or social objective and that the investee companies follow good governance practices.

The **EU Taxonomy** is a classification system laid down in Regulation (EU) 2020/852, establishing a list of **environmentally sustainable economic activities**. That Regulation does not include a list of socially sustainable economic activities. Sustainable investments with an environmental objective might be aligned with the Taxonomy or not.

Does this financial product have a sustainable investment objective?	
<input checked="" type="radio"/> Yes	<input checked="" type="radio"/> No
<input type="checkbox"/> It will make a minimum of sustainable investments with an environmental objective : ____% <ul style="list-style-type: none"> <input type="checkbox"/> in economic activities that qualify as environmentally sustainable under the EU Taxonomy <input type="checkbox"/> in economic activities that do not qualify as environmentally sustainable under the EU Taxonomy 	<input type="checkbox"/> It promotes Environmental/Social (E/S) characteristics and while it does not have as its objective a sustainable investment, it will have a minimum proportion of ____% of sustainable investments <ul style="list-style-type: none"> <input type="checkbox"/> with an environmental objective in economic activities that qualify as environmentally sustainable under the EU Taxonomy <input type="checkbox"/> with an environmental objective in economic activities that do not qualify as environmentally sustainable under the EU Taxonomy <input type="checkbox"/> with a social objective
<input type="checkbox"/> It will make a minimum of sustainable investments with a social objective : ____%	<input checked="" type="checkbox"/> It promotes E/S characteristics, but will not make any sustainable investments



What environmental and/or social characteristics are promoted by this financial product?

The Fund promotes environmental and social characteristics, provided that the companies in which investments are made follow good governance practices.

The Investment Adviser evaluates and applies ESG and norms-based exclusions to implement a Negative Screening Policy to the Fund's investments at the time of purchase.

For sovereign issuers, the Investment Adviser conducts an eligibility assessment leveraging its proprietary sovereign ESG framework, which covers a range of ESG indicators to evaluate how well a country manages its ESG risk. The Investment Adviser uses its proprietary sovereign ESG framework to assess the ESG and Governance score of a sovereign issuer against predetermined thresholds.

For corporate issuers, the Investment Adviser relies on third-party providers who identify an issuer's participation in or the revenue which they derive from activities that are inconsistent with these screens.

The Investment Adviser selects investments to the extent they are in line with the negative screening policy.

There is no reference benchmark designated for the purpose of attaining the environmental or social characteristics promoted by the Fund.

Sustainability indicators measure how the environmental or social characteristics promoted by the financial product are attained.

Principal adverse impacts are the most significant negative impacts of investment decisions on sustainability factors relating to environmental, social and employee matters, respect for human rights, anti-corruption and anti-bribery matters.

● **What sustainability indicators are used to measure the attainment of each of the environmental or social characteristics promoted by this financial product?**

The sustainability indicators used by this Fund to measure the attainment of each of the environmental or social characteristics it promotes are as follows.

The Investment Adviser applies ESG and norms-based exclusions to implement a Negative Screening Policy to the Fund's investments. The Fund will monitor:

- percentage of sovereign issuers failing the Investment Adviser's process for assessing sovereigns; and
- percentage of corporate issuers failing a screen under the Negative Screening Policy.

● **What are the objectives of the sustainable investments that the financial product partially intends to make and how does the sustainable investment contribute to such objectives?**

Not applicable as this Fund does not commit to make sustainable investments.

● **How do the sustainable investments that the financial product partially intends to make, not cause significant harm to any environmental or social sustainable investment objective?**

Not applicable as this Fund does not commit to make sustainable investments.

The EU Taxonomy sets out a "do not significant harm" principle by which Taxonomy-aligned investments should not significantly harm EU Taxonomy objectives and is accompanied by specific EU criteria.

The "do no significant harm" principle applies only to those investments underlying the financial product that take into account the EU criteria for environmentally sustainable economic activities. The investments underlying the remaining portion of this financial product do not take into account the EU criteria for environmentally sustainable economic activities.

Any other sustainable investments must also not significantly harm any environmental or social objectives.



Does this financial product consider principal adverse impacts on sustainability factors?

✗ Yes.

This Fund considers the following principal adverse impacts (PAIs) on sustainability factors:

- Principal Adverse Impact 4 on exposure to companies active in the fossil fuel sector.
- Principal Adverse Impact 10 on UNGC violators.
- Principal Adverse Impact 14 on controversial weapons.

The above-listed principal adverse impacts on sustainability factors are considered as follows.

PAI 4 on exposure to companies active in the fossil fuel sector, PAI 10 on UNGC violators and PAI 14 on controversial weapons are considered when the Investment Adviser evaluates and applies ESG and norms-based screening to implement exclusions on corporate issuers. To support this screening, it relies on third party provider(s) who identify an issuer's participation in or the revenue which they derive from activities that are inconsistent with the ESG and norms-based screens.

It should be noted that the Fund expects limited investments in corporate issuers.

Further information on how the financial product did consider principal adverse impacts (PAIs) on sustainability factors will be available in the Company's annual report.



The investment strategy guides investment decisions based on factors such as investment objectives and risk tolerance.

What investment strategy does this financial product follow?

The Investment Adviser applies the following investment strategy to attain the environmental and/or social characteristics promoted.

Negative Screening Policy: The Investment Adviser evaluates and applies ESG and norms-based exclusions to implement a Negative Screening Policy to the Fund's investments at the time of purchase.

To support this screening on sovereign issuers, the Investment Adviser conducts an eligibility assessment leveraging its proprietary sovereign ESG framework, which covers a range of ESG indicators to evaluate how well a country manages its ESG risk. To be eligible for investment, sovereigns must score above pre-determined thresholds for their proprietary ESG score on both an absolute and GNI-adjusted basis. If the Investment Adviser believes that the third-party data and/or assessment is incomplete or inaccurate, the Investment Adviser reserves the right to identify exclusions for sovereign issuers through its own assessment. The Investment Adviser also periodically reviews sovereign issuers and if a previously eligible sovereign issuer held in the Fund becomes ineligible, the sovereign issuer will not contribute towards the environmental and/or social characteristics of the Fund and the sovereign issuer will generally be sold within six months from the date of such determination, subject to the best interests of investors in the Fund (save that if the Investment Adviser believes that a score is below a pre-defined threshold for a temporary or a transitory reason, the Investment Adviser may, from time to time, exercise its discretion to keep holding or purchase securities issued by the sovereign issuer).

For corporate issuers, the Investment Adviser relies on third party provider(s) who identify an issuer's participation in or the revenue which they derive from activities that are inconsistent with the ESG and norms-based screens. In this way, third party provider data is used to support the application of ESG and norms-based screening by the Investment Adviser. In the event that exclusions cannot be verified through third-party providers or if the Investment Adviser believes that data and/or assessment is incomplete or inaccurate, the Investment Adviser reserves the right to identify business involvement activities through its own assessment (including by using other third-party data sources). If an eligible corporate issuer held in a Fund subsequently fails a screen, the issuer will not contribute towards the environmental and/or social characteristics of the Fund and will generally be sold within six months from the date of such determination, subject to the best interests of investors in the Fund.

The Investment Adviser ensures that the companies in which investments are made follow good governance practices.

● ***What are the binding elements of the investment strategy used to select the investments to attain each of the environmental or social characteristics promoted by this financial product?***

The Fund has the following binding elements:

Negative screening policy. The Fund applies investment restrictions rules at time of purchase on a pre-trade basis in portfolio management systems to prohibit investment in companies and sovereign issuers based on the exclusion criteria. The portfolio also undergoes post-trade compliance checks.

The Investment Adviser selects investments to the extent they are in line with the Negative Screening Policy.

● ***What is the committed minimum rate to reduce the scope of the investments considered prior to the application of that investment strategy?***

Not applicable.

Good governance

practices include sound management structures, employee relations, remuneration of staff and tax compliance.

What is the policy to assess good governance practices of the investee companies?

When assessing good governance practices, the Investment Adviser will, as a minimum, have regard to matters it sees relevant to the four prescribed pillars of good governance (i.e., sound management structures, employee relations, remuneration of staff and tax compliance).

As described above, the Investment Adviser applies a Negative Screening Policy to the Fund. As part of this, the Investment Adviser excludes companies that, based on available third-party data, are viewed to be in violation of the principles of the UNGC, which include Principle 10 (anti-corruption) and Principle 3 (employee relations).

In addition, good governance practices are evaluated as part of the Investment Adviser's ESG integration process. Such practices are assessed through a monitoring process based on available third-party indicators relating to corporate governance and corporate behavior. Third-party data may be inaccurate, incomplete or outdated. Where the corporate governance and corporate behavior indicators cannot be verified through the third-party provider, the Investment Adviser will aim to make such determination through its own assessment based on information that is reasonably available. Where relevant, fundamental analysis of a range of metrics that cover auditing practices, board composition, and executive compensation, among others, is also conducted. The Investment Adviser also engages in regular dialogue with companies on corporate governance issues and exercises its proxy voting rights for the entities in which the Fund invests.

If a previously eligible company held in a Fund subsequently fails the Investment Adviser's assessment of good governance practices, the company will generally be sold within six months from the date of such determination, subject to the best interests of investors in the Fund.

Capital Group's ESG Policy Statement provides additional detail on Capital Group's ESG philosophy, integration, governance, support and processes, including proxy voting procedures and principles, as well as views on specific ESG issues, including ethical conduct, disclosures and corporate governance. Information on Capital Group's corporate governance principles can be found in its Proxy Voting Procedures and Principles as well as in the ESG Policy Statement.



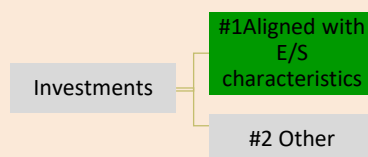
Asset allocation

describes the share of investments in specific assets.

Taxonomy-aligned activities are expressed as a share of:

- **turnover** reflecting the share of revenue from green activities of investee companies
- **capital expenditure** (CapEx) showing the green investments made by investee companies, e.g., for a transition to a green economy.
- **operational expenditure** (OpEx) reflecting green operational activities of investee companies.

What is the asset allocation planned for this financial product?



#1 Aligned with E/S characteristics includes the investments of the financial product used to attain the environmental or social characteristics promoted by the financial product.

#2 Other includes the remaining investments of the financial product which are neither aligned with the environmental or social characteristics, nor are qualified as sustainable investments.

At least 90% of the Fund's investments are in category “#1 Aligned with E/S characteristics” and so are used to attain the environmental or social characteristics promoted by the Fund (being subject to the Investment Adviser's binding Negative Screening Policy). A maximum of 10% of the Fund's investments including investments non-aligned with the E/S characteristics promoted and/or derivatives are in category “#2 Other”.

The Fund does not commit to make any sustainable investments.

Cash and/or cash equivalents are excluded from the asset allocation. Cash and cash-equivalents may be held for liquidity purposes to support the Fund's overall investment objective.

How does the use of derivatives attain the environmental or social characteristics promoted by the financial product?

The Fund can use derivatives for investment purposes, hedging and/or efficient portfolio management but will not use them to attain the environmental or social characteristics it promotes.



To what minimum extent are sustainable investments with an environmental objective aligned with the EU Taxonomy?

While this Fund promotes environmental characteristics within the meaning of Article 8 of the SFDR, its commitment to make “environmentally sustainable investments” within the meaning of the Taxonomy Regulation is set at 0% (including in transitional and enabling activities).

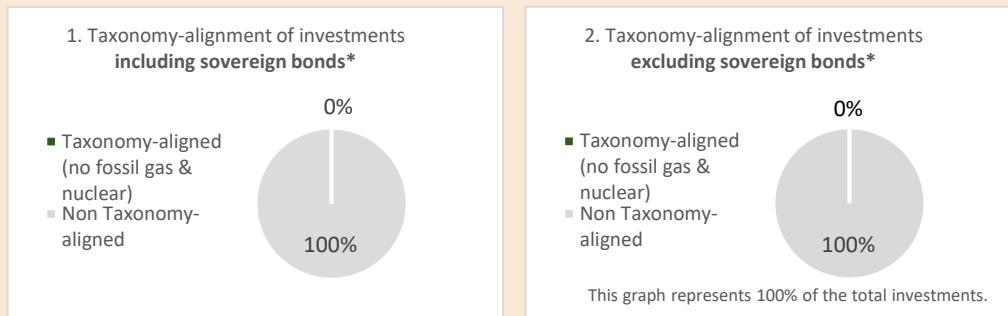
To comply with the EU Taxonomy, the criteria for **fossil gas** include limitations on emissions and switching to renewable power or low-carbon fuels by the end of 2035. For **nuclear energy**, the criteria include comprehensive safety and waste management rules.

Enabling activities directly enable other activities to make a substantial contribution to an environmental objective. **Transitional activities** are activities for which low-carbon alternatives are not yet available and among others have greenhouse gas emission levels corresponding to the best performance.

Does the financial product invest in fossil gas and/or nuclear energy related activities that comply with the EU Taxonomy⁶?

- Yes:
- ☐ In fossil gas
 - ☐ In nuclear energy
- ☒ No

The two graphs below show in green the minimum percentage of investments that are aligned with the EU Taxonomy. As there is no appropriate methodology to determine the Taxonomy-alignment of sovereign bonds*, the first graph shows the Taxonomy alignment in relation to all the investments of the financial product including sovereign bonds, while the second graph shows the Taxonomy alignment only in relation to the investments of the financial product other than sovereign bonds.



* For the purpose of these graphs, 'sovereign bonds' consist of all sovereign exposures

What is the minimum share of investments in transitional and enabling activities?

This Fund does not commit on a minimum share of investments in transitional and enabling activities.

What is the minimum share of sustainable investments with an environmental objective that are not aligned with the EU Taxonomy?

Not applicable as this Fund does not commit on making sustainable investments.

What is the minimum share of socially sustainable investments?

Not applicable as this Fund does not commit on making sustainable investments.

What investments are included under “#2 Other”, what is their purpose and are there any minimum environmental or social safeguards?

The investments included under “#2 Other” are investments (including derivatives), which are neither aligned with the environmental or social characteristics, nor are qualified as sustainable investments, but are used to attain the investment objective of the Fund. There are no minimum environmental or social safeguards applicable to these investments.

Is a specific index designated as a reference benchmark to determine whether this financial product is aligned with the environmental and/or social characteristics that it promotes?

No, there is no specific index designated as a reference benchmark to determine whether this Fund is aligned with the environmental and/or social characteristics that it promotes.

are sustainable investments with an environmental objective that **do not take into account the criteria** for environmentally sustainable economic activities under the EU Taxonomy.

Reference benchmarks are indexes to measure whether the financial product attains the environmental or social characteristics that they promote.

⁶ Fossil gas and/or nuclear related activities will only comply with the EU Taxonomy where they contribute to limiting climate change (“climate change mitigation”) and do not significantly harm any EU Taxonomy objective – see explanatory note in the left hand margin. The full criteria for fossil gas and nuclear energy economic activities that comply with the EU Taxonomy are laid down in Commission Delegated Regulation (EU) 2022/1214.



Where can I find more product specific information online?

More product-specific information can be found on the website:

<https://www.capitalgroup.com/individual-investors/lu/en/fund-centre.CGEMLCDLU.html>

More information can also be found in Capital Group's ESG Policy Statement and Capital Group's proxy voting procedures and principles. These documents can be found on:

https://www.capitalgroup.com/content/dam/cgc/shared-content/documents/policies/02_CR_ESG_Global_Proxy_Policy_FINAL_March_2022.pdf

[https://www.capitalgroup.com/content/dam/cgc/tenants/eacg/esg/files/esg-policy-statement\(en\).pdf](https://www.capitalgroup.com/content/dam/cgc/tenants/eacg/esg/files/esg-policy-statement(en).pdf)

Capital Group EUR Global Growth Portfolio (LUX)

Launch Date	<i>To be determined</i>	
Investment Objective	<p>The Fund seeks long-term growth of capital in EUR through exposure to companies located around the world with strong growth potential by investing up to 100% of its assets in other Funds of the Company (the "Underlying Funds") in accordance with Annex 1 "General Investment Guidelines and Restrictions".</p> <p>In pursuing its investment objective, the Fund will generally have at least 80% exposure to Equity securities. Some of the Underlying Funds may use, whether for investment, hedging and/or efficient portfolio management purposes, certain type of derivatives including interest rate swaps, CDXs, CDS, forward contracts, FX options, futures and options on futures as described in more detail in the main part of the Prospectus under the "Risk Warnings" section and in Annex 1.</p> <p>The Fund may, from time to time, also invest up to 10% in other UCITS and/or other UCIs as well as directly in Equity and fixed-income securities.</p>	
Investment exposure risks	<ol style="list-style-type: none"> 1. The Fund is a Fund of Funds and therefore will be subject to the risks associated with the Underlying Funds in which it invests. 2. Equity, Emerging Markets, OTC Markets, derivative instruments, securities lending, Sustainability Risks. Further details of general and specific risks can be found under "Risk Warnings" section and in Annex 1. 3. In order to achieve its investment goals, for treasury purposes and/or in case of unfavourable market conditions, the Fund may also invest in deposits with credit institutions, money market instruments and units of money market funds within the meaning of the investment restrictions set out in Annex 1. 	
Profile of the typical investor	The Fund is actively managed and particularly suitable for investors seeking exposure through a Fund of Funds structure and long-term capital growth through investments in global Equity securities.	
Eligible Investment Countries	Any country	
Investment Adviser	CRMC	
Investment Sub-Adviser	CISA	
Base Currency	EUR	
Valuation Date	Each Business Day, other than days (as determined by the Board or the Management Company at their discretion) on which Underlying Fund(s) representing a meaningful portion of Fund's portfolio are not in a position to value their assets due to the closure of the markets on which they invest a substantial part of their assets. A list of such dates is available on capitalgroup.com/international .	
Swing pricing	Swing pricing adjustment will not be applied to the Net Asset Value of this Fund as described in more detail in the main part of the Prospectus under the "Net Asset Value" section.	
Calculation method of the risk exposure	The methodology used in order to calculate the global exposure resulting from the use of financial derivative instruments is the commitment approach in accordance with the CSSF Circular 11/512.	
Cut-Off Time	9:30am Luxembourg time on every Valuation Date	
Fiscal year-end	31 December in each year	
Fees and charges¹	Until 31 December 2024:	
	Fund Administration Fee ²	0.15% maximum
	Depositary and Custody Fees ³	0.06% maximum
	From 1 January 2025:	
	Annual Administration Charge ⁴	0.25% maximum

¹ Fund Administration, Depositary and Custody Fees, which are included in the total expense ratio (TER), which varies by Fund and by Share Class, may be partially allocated to the relevant Share Class by the Management Company. Please see the relevant KID/KIID and the Company's annual report for details

² Effective rate varies with the total assets of the Fund up to the indicated maximum.

³ Effective rate varies with the total assets of the Fund and with the country breakdown in the Portfolio up to the indicated maximum.

⁴ Please refer to the section Charges, Expenses and Fees for the detail of what is included in the Annual Administration Charge.

Capital Group EUR Global Growth Portfolio (LUX)

	Minimum Initial Investment and amount held at any time	Management Fee
Class A4 and Equivalent		
A4	\$10 million or equivalent	0.530%
Class C and Equivalent		
C	None	Charged outside the Company
Class B and Equivalent		
B	None	1.500%
Class N and Equivalent		
N	None	2.150%
Class Z and Equivalent		
Z	None	0.750%
Class P and Equivalent		
P	\$100 million or equivalent	0.600%
Class ZL and Equivalent		
ZL	\$500 million or equivalent	0.525%

Capital Group EUR Moderate Global Growth Portfolio (LUX)

Launch Date	16 October 2020	
Investment Objective	<p>The Fund seeks long-term growth of capital in EUR primarily through exposure to Equity securities, with a moderate allocation to fixed-income to provide diversification from Equity securities by investing up to 100% of its assets in other Funds of the Company (the "Underlying Funds") in accordance with Annex 1 "General Investment Guidelines and Restrictions".</p> <p>In pursuing its investment objective, the Fund will generally have at least 65% exposure to Equity securities. Some of the Underlying Funds may use, whether for investment, hedging and/or efficient portfolio management purposes, certain type of derivatives including interest rate swaps, CDXs, CDS, forward contracts, FX options, futures and options on futures as described in more detail in the main part of the Prospectus under the "Risk Warnings" section and in Annex 1.</p> <p>The Fund may, from time to time, also invest up to 10% in other UCITS and/or other UCIs as well as directly in Equity and fixed-income securities.</p>	
Investment exposure risks	<ol style="list-style-type: none"> 1. This Fund is a Fund of Funds and therefore will be subject to the risks associated with the Underlying Funds in which it invests. 2. Some of the Underlying Funds may invest in Investment Grade Bonds and High Yield Bonds of governmental, supranational and corporate issuers and other fixed-income securities. 3. Equity, Bonds, Emerging Markets, OTC Markets, derivative instruments, securities lending, Sustainability Risks. Further details of general and specific risks can be found under "Risk Warnings" section and in Annex 1. 4. In order to achieve its investment goals, for treasury purposes and/or in case of unfavourable market conditions, the Fund may also invest in deposits with credit institutions, money market instruments and units of money market funds within the meaning of the investment restrictions set out in Annex 1. 	
Profile of the typical investor	The Fund is actively managed and particularly suitable for investors seeking exposure through a Fund of Funds structure and long-term capital growth mainly through global Equity securities, with a moderate allocation to fixed income.	
Eligible Investment Countries	Any country	
Investment Adviser	CRMC	
Investment Sub-Adviser	CISA	
Base Currency	EUR	
Valuation Date	Each Business Day, other than days (as determined by the Board or the Management Company at their discretion) on which Underlying Fund(s) representing a meaningful portion of Fund's portfolio are not in a position to value their assets due to the closure of the markets on which they invest a substantial part of their assets. A list of such dates is available on capitalgroup.com/international .	
Swing pricing	Swing pricing adjustment will not be applied to the Net Asset Value of this Fund as described in more detail in the main part of the Prospectus under the "Net Asset Value" section.	
Calculation method of the risk exposure	The methodology used in order to calculate the global exposure resulting from the use of financial derivative instruments is the commitment approach in accordance with the CSSF Circular 11/512.	
Cut-Off Time	9:30am Luxembourg time on every Valuation Date	
Fiscal year-end	31 December in each year	
Fees and charges¹	Until 31 December 2024:	
	Fund Administration Fee ²	0.15% maximum
	Depository and Custody Fees ³	0.06% maximum
	From 1 January 2025:	
	Annual Administration Charge ⁴	0.25% maximum

¹ Fund Administration, Depository and Custody Fees, which are included in the total expense ratio (TER), which varies by Fund and by Share Class, may be partially allocated to the relevant Share Class by the Management Company. Please see the relevant KID/KIID and the Company's annual report for details.

² Effective rate varies with the total assets of the Fund up to the indicated maximum.

³ Effective rate varies with the total assets of the Fund and with the country breakdown in the Portfolio up to the indicated maximum.

⁴ Please refer to the section Charges, Expenses and Fees for the detail of what is included in the Annual Administration Charge.

Capital Group EUR Moderate Global Growth Portfolio (LUX)

	Minimum Initial Investment and amount held at any time	Management Fee
Class A4 and Equivalent		
A4	\$10 million or equivalent	0.530%
Class C and Equivalent		
C	None	Charged outside the Company
Class B and Equivalent		
B	None	1.500%
Class N and Equivalent		
N	None	2.150%
Class Z and Equivalent		
Z	None	0.750%
Class P and Equivalent		
P	\$100 million or equivalent	0.600%
Class ZL and Equivalent		
ZL	\$500 million or equivalent	0.525%

Capital Group EUR Moderate Growth and Income Portfolio (LUX)

Launch Date	<i>To be determined</i>	
Investment Objective	<p>The Fund seeks a combination of long-term growth of capital and current income in EUR, primarily through exposure to growth- and income-oriented Equity securities. In addition, the Fund will also have exposure to fixed-income securities. These exposures will be achieved by investing up to 100% of its assets in other Funds of the Company (the "Underlying Funds") in accordance with Annex 1 "General Investment Guidelines and Restrictions".</p> <p>In pursuing its investment objective, the Fund will generally have at least 50% exposure to Equity securities. Some of the Underlying Funds may use, whether for investment, hedging and/or efficient portfolio management purposes, certain type of derivatives including interest rate swaps, CDXs, CDS, forward contracts, FX options, futures and options on futures as described in more detail in the main part of the Prospectus under the "Risk Warnings" section and in Annex 1.</p> <p>The Fund may, from time to time, also invest up to 10% in other UCITS and/or other UCIs as well as directly in Equity and fixed-income securities.</p>	
Investment exposure risks	<ol style="list-style-type: none"> 1. This Fund is a Fund of Funds and therefore will be subject to the risks associated with the Underlying Funds in which it invests. 2. Some of the Underlying Funds may invest in Investment Grade Bonds and High Yield Bonds of governmental, supranational and corporate issuers and other fixed-income securities. 3. Equity, Bonds, Emerging Markets, High Yield Bonds, ABS/MBS, OTC Markets, derivative instruments, securities lending, Sustainability Risks. Further details of general and specific risks can be found under "Risk Warnings" section and in Annex 1. 4. In order to achieve its investment goals, for treasury purposes and/or in case of unfavourable market conditions, the Fund may also invest in deposits with credit institutions, money market instruments and units of money market funds within the meaning of the investment restrictions set out in Annex 1. For defensive purposes, the Fund may hold also up to 100% of its net assets in these instruments on a temporary basis. 	
Profile of the typical investor	The Fund is actively managed and particularly suitable for investors seeking exposure through a Fund of Funds structure and long-term capital growth and income through investments in global Equity securities, with an allocation to fixed income.	
Eligible Investment Countries	Any country	
Investment Adviser	CRMC	
Investment Sub-Adviser	CISA	
Base Currency	EUR	
Valuation Date	Each Business Day, other than days (as determined by the Board or the Management Company at their discretion) on which Underlying Fund(s) representing a meaningful portion of Fund's portfolio are not in a position to value their assets due to the closure of the markets on which they invest a substantial part of their assets. A list of such dates is available on capitalgroup.com/international .	
Swing pricing	Swing pricing adjustment will not be applied to the Net Asset Value of this Fund as described in more detail in the main part of the Prospectus under the "Net Asset Value" section.	
Calculation method of the risk exposure	The methodology used in order to calculate the global exposure resulting from the use of financial derivative instruments is the commitment approach in accordance with the CSSF Circular 11/512.	
Cut-Off Time	9:30am Luxembourg time on every Valuation Date	
Fiscal year-end	31 December in each year	
Fees and charges¹	Until 31 December 2024:	
	Fund Administration Fee ²	0.15% maximum
	Depositary and Custody Fees ³	0.06% maximum
	From 1 January 2025:	
	Annual Administration Charge ⁴	0.25% maximum

¹ Fund Administration, Depositary and Custody Fees, which are included in the total expense ratio (TER), which varies by Fund and by Share Class, may be partially allocated to the relevant Share Class by the Management Company. Please see the relevant KID/KIID and the Company's annual report for details.

² Effective rate varies with the total assets of the Fund up to the indicated maximum.

³ Effective rate varies with the total assets of the Fund and with the country breakdown in the Portfolio up to the indicated maximum.

⁴ Please refer to the section Charges, Expenses and Fees for the detail of what is included in the Annual Administration Charge.

Capital Group EUR Moderate Growth and Income Portfolio (LUX)

	Minimum Initial Investment and amount held at any time	Management Fee
Class A4 and Equivalent		
A4	\$10 million or equivalent	0.530%
Class C and Equivalent		
C	None	Charged outside the Company
Class B and Equivalent		
B	None	1.500%
Class N and Equivalent		
N	None	2.150%
Class Z and Equivalent		
Z	None	0.750%
Class P and Equivalent		
P	\$100 million or equivalent	0.600%
Class ZL and Equivalent		
ZL	\$500 million or equivalent	0.525%

Capital Group EUR Balanced Growth and Income Portfolio (LUX)

Launch Date	16 October 2020	
Investment Objective	<p>The Fund seeks a combination of long-term growth of capital and current income in EUR, with a secondary objective of capital preservation. It aims to achieve this primarily through a balanced exposure to growth- and income-oriented Equity securities, and fixed-income securities by investing up to 100% of its assets in other Funds of the Company (the "Underlying Funds") in accordance with Annex 1 "General Investment Guidelines and Restrictions".</p> <p>In pursuing its investment objective, the Fund will have a balanced exposure to Equity and fixed-income securities. Some of the Underlying Funds may use, whether for investment, hedging and/or efficient portfolio management purposes, certain type of derivatives including interest rate swaps, CDXs, CDS, forward contracts, FX options, futures and options on futures as described in more detail in the main part of the Prospectus under the "Risk Warnings" section and in Annex 1.</p> <p>The Fund may, from time to time, also invest up to 10% in other UCITS and/or other UCIs as well as directly in Equity and fixed-income securities.</p>	
Investment exposure risks	<ol style="list-style-type: none"> 1. This Fund is a Fund of Funds and therefore will be subject to the risks associated with the Underlying Funds in which it invests. 2. Some of the Underlying Funds may invest in Investment Grade Bonds and High Yield Bonds of governmental, supranational and corporate issuers and other fixed-income securities. 3. Equity, Bonds, Emerging Markets, High Yield Bonds, ABS/MBS, OTC Markets, derivative instruments, securities lending, Sustainability Risks. Further details of general and specific risks can be found under "Risk Warnings" section and in Annex 1. 4. In order to achieve its investment goals, for treasury purposes and/or in case of unfavourable market conditions, the Fund may also invest in deposits with credit institutions, money market instruments and units of money market funds within the meaning of the investment restrictions set out in Annex 1. 	
Profile of the typical investor	The Fund is actively managed and particularly suitable for investors seeking exposure through a Fund of Funds structure and long-term capital growth and income through balanced investments in global Equities and fixed-income securities.	
Eligible Investment Countries	Any country	
Investment Adviser	CRMC	
Investment Sub-Adviser	CISA	
Base Currency	EUR	
Valuation Date	Each Business Day, other than days (as determined by the Board or the Management Company at their discretion) on which Underlying Fund(s) representing a meaningful portion of Fund's portfolio are not in a position to value their assets due to the closure of the markets on which they invest a substantial part of their assets. A list of such dates is available on capitalgroup.com/international .	
Swing pricing	Swing pricing adjustment will not be applied to the Net Asset Value of this Fund as described in more detail in the main part of the Prospectus under the "Net Asset Value" section.	
Calculation method of the risk exposure	The methodology used in order to calculate the global exposure resulting from the use of financial derivative instruments is the commitment approach in accordance with the CSSF Circular 11/512.	
Cut-Off Time	9:30am Luxembourg time on every Valuation Date	
Fiscal year-end	31 December in each year	
Fees and charges¹	Until 31 December 2024:	
	Fund Administration Fee ²	0.15% maximum
	Depositary and Custody Fees ³	0.06% maximum
	From 1 January 2025:	
	Annual Administration Charge ⁴	0.25% maximum

¹ Fund Administration, Depositary and Custody Fees, which are included in the total expense ratio (TER), which varies by Fund and by Share Class, may be partially allocated to the relevant Share Class by the Management Company. Please see the relevant KID/KIID and the Company's annual report for details.

² Effective rate varies with the total assets of the Fund up to the indicated maximum.

³ Effective rate varies with the total assets of the Fund and with the country breakdown in the Portfolio up to the indicated maximum.

⁴ Please refer to the section Charges, Expenses and Fees for the detail of what is included in the Annual Administration Charge.

Capital Group EUR Balanced Growth and Income Portfolio (LUX)

	Minimum Initial Investment and amount held at any time	Management Fee
Class A4 and Equivalent		
A4	\$10 million or equivalent	0.530%
Class C and Equivalent		
C	None	Charged outside the Company
Class B and Equivalent		
B	None	1.500%
Class N and Equivalent		
N	None	2.150%
Class Z and Equivalent		
Z	None	0.750%
Class P and Equivalent		
P	\$100 million or equivalent	0.600%
Class ZL and Equivalent		
ZL	\$500 million or equivalent	0.525%

Capital Group EUR Conservative Income and Growth Portfolio (LUX)

Launch Date	16 October 2020	
Investment Objective	<p>The Fund seeks current income and conservation of principal in EUR, with a secondary objective of long-term growth of capital, primarily through exposure to fixed-income securities and dividend paying equities by investing up to 100% of its assets in other Funds of the Company (the "Underlying Funds") in accordance with Annex 1 "General Investment Guidelines and Restrictions".</p> <p>In pursuing its investment objective, the Fund will generally have no more than 50% exposure to Equity. Some of the Underlying Funds may use, whether for investment, hedging and/or efficient portfolio management purposes, certain type of derivatives including interest rate swaps, CDXs, CDS, forward contracts, FX options, futures and options on futures as described in more detail in the main part of the Prospectus under the "Risk Warnings" section and in Annex 1.</p> <p>The Fund may, from time to time, also invest up to 10% in other UCITS and/or other UCIs as well as directly in fixed-income and Equity securities.</p>	
Investment exposure risks	<ol style="list-style-type: none"> 1. This Fund is a Fund of Funds and therefore will be subject to the risks associated with the Underlying Funds in which it invests. 2. Some of the Underlying Funds may invest in Investment Grade Bonds and High Yield Bonds of governmental, supranational and corporate issuers and other fixed-income securities. 3. Bonds, Equity, Emerging Markets, High Yield Bonds, ABS/MBS, OTC Markets, derivative instruments, securities lending, Sustainability Risks. Further details of general and specific risks can be found under "Risk Warnings" section and in Annex 1. 4. In order to achieve its investment goals, for treasury purposes and/or in case of unfavourable market conditions, the Fund may also invest in deposits with credit institutions, money market instruments and units of money market funds within the meaning of the investment restrictions set out in Annex 1. 	
Profile of the typical investor	The Fund is actively managed and particularly suitable for investors seeking exposure through a Fund of Funds structure and current income and conservation of principal primarily through investments in Bonds as well as long-term growth of capital.	
Eligible Investment Countries	Any country	
Investment Adviser	CRMC	
Investment Sub-Adviser	CISA	
Base Currency	EUR	
Valuation Date	Each Business Day, other than days (as determined by the Board or the Management Company at their discretion) on which Underlying Fund(s) representing a meaningful portion of Fund's portfolio are not in a position to value their assets due to the closure of the markets on which they invest a substantial part of their assets. A list of such dates is available on capitalgroup.com/international .	
Swing pricing	Swing pricing adjustment will not be applied to the Net Asset Value of this Fund as described in more detail in the main part of the Prospectus under the "Net Asset Value" section.	
Calculation method of the risk exposure	The methodology used in order to calculate the global exposure resulting from the use of financial derivative instruments is the commitment approach in accordance with the CSSF Circular 11/512.	
Cut-Off Time	9:30am Luxembourg time on every Valuation Date	
Fiscal year-end	31 December in each year	
Fees and charges¹	Until 31 December 2024:	
	Fund Administration Fee ²	0.15% maximum
	Depositary and Custody Fees ³	0.06% maximum
	From 1 January 2025:	
	Annual Administration Charge ⁴	0.25% maximum

¹ Fund Administration, Depositary and Custody Fees, which are included in the total expense ratio (TER), which varies by Fund and by Share Class, may be partially allocated to the relevant Share Class by the Management Company. Please see the relevant KID/KIID and the Company's annual report for details.

² Effective rate varies with the total assets of the Fund up to the indicated maximum.

³ Effective rate varies with the total assets of the Fund and with the country breakdown in the Portfolio up to the indicated maximum.

⁴ Please refer to the section Charges, Expenses and Fees for the detail of what is included in the Annual Administration Charge.

Capital Group EUR Conservative Income and Growth Portfolio (LUX)

	Minimum Initial Investment and amount held at any time	Management Fee
Class A4 and Equivalent		
A4	\$10 million or equivalent	0.430%
Class C and Equivalent		
C	None	Charged outside the Company
Class B and Equivalent		
B	None	1.300%
Class N and Equivalent		
N	None	2.050%
Class Z and Equivalent		
Z	None	0.650%
Class P and Equivalent		
P	\$100 million or equivalent	0.520%
Class ZL and Equivalent		
ZL	\$500 million or equivalent	0.455%

Capital Group EUR Conservative Income Portfolio (LUX)

Launch Date	16 October 2020	
Investment Objective	<p>The Fund seeks current income and conservation of principal in EUR primarily through a diversified portfolio of quality fixed-income securities and a moderate allocation to dividend paying equities by investing up to 100% of its assets in other Funds of the Company (the "Underlying Funds") in accordance with Annex 1 "General Investment Guidelines and Restrictions".</p> <p>In pursuing its investment objective, the Fund will generally have no more than 30% exposure to Equity. Some of the Underlying Funds may use, whether for investment, hedging and/or efficient portfolio management purposes, certain type of derivatives including interest rate swaps, CDXs, CDS, forward contracts, FX options, futures and options on futures as described in more detail in the main part of the Prospectus under the "Risk Warnings" section and in Annex 1.</p> <p>The Fund may, from time to time, also invest up to 10% in other UCITS and/or other UCIs as well as directly in fixed-income and Equity securities.</p>	
Investment exposure risks	<ol style="list-style-type: none"> 1. This Fund is a Fund of Funds and therefore will be subject to the risks associated with the Underlying Funds in which it invests. 2. Bonds, Equity, Emerging Markets, High Yield Bonds, ABS/MBS, OTC Markets, derivative instruments, securities lending, Sustainability Risks. Further details of general and specific risks can be found under "Risk Warnings" section and in Annex 1. 3. In order to achieve its investment goals, for treasury purposes and/or in case of unfavourable market conditions, the Fund may also invest in deposits with credit institutions, money market instruments and units of money market funds within the meaning of the investment restrictions set out in Annex 1. 	
Profile of the typical investor	The Fund is actively managed and particularly suitable for investors seeking exposure through a Fund of Funds structure and current income and conservation of principal mainly through investments in Bonds.	
Eligible Investment Countries	Any country.	
Investment Adviser	CRMC	
Investment Sub-Adviser	CISA	
Base Currency	EUR	
Valuation Date	Each Business Day, other than days (as determined by the Board or the Management Company at their discretion) on which Underlying Fund(s) representing a meaningful portion of Fund's portfolio are not in a position to value their assets due to the closure of the markets on which they invest a substantial part of their assets. A list of such dates is available on capitalgroup.com/international .	
Swing pricing	Swing pricing adjustment will not be applied to the Net Asset Value of this Fund as described in more detail in the main part of the Prospectus under the "Net Asset Value" section.	
Calculation method of the risk exposure	The methodology used in order to calculate the global exposure resulting from the use of financial derivative instruments is the commitment approach in accordance with the CSSF Circular 11/512.	
Cut-Off Time	9:30am Luxembourg time on every Valuation Date	
Fiscal year-end	31 December in each year	
Fees and charges¹	Until 31 December 2024:	
	Fund Administration Fee ²	0.15% maximum
	Depositary and Custody Fees ³	0.06% maximum
	From 1 January 2025:	
	Annual Administration Charge ⁴	0.25% maximum

¹ Fund Administration, Depositary and Custody Fees, which are included in the total expense ratio (TER), which varies by Fund and by Share Class, may be partially allocated to the relevant Share Class by the Management Company. Please see the relevant KID/KIID and the Company's annual report for details.

² Effective rate varies with the total assets of the Fund up to the indicated maximum.

³ Effective rate varies with the total assets of the Fund and with the country breakdown in the Portfolio up to the indicated maximum.

⁴ Please refer to the section Charges, Expenses and Fees for the detail of what is included in the Annual Administration Charge.

Capital Group EUR Conservative Income Portfolio (LUX)

	Minimum Initial Investment and amount held at any time	Management Fee
Class A4 and Equivalent		
A4	\$10 million or equivalent	0.430%
Class C and Equivalent		
C	None	Charged outside the Company
Class B and Equivalent		
B	None	1.300%
Class N and Equivalent		
N	None	2.050%
Class Z and Equivalent		
Z	None	0.650%
Class P and Equivalent		
P	\$100 million or equivalent	0.520%
Class ZL and Equivalent		
ZL	\$500 million or equivalent	0.455%

Annex 3: Dedicated Fund Information Sheet

Dedicated Funds are based on specific agreements with sole distributors in coordination with Capital Group. Each Dedicated Fund Information Sheet forms an integral part of the Prospectus and should be read in conjunction with the full information contained in it.

3A.Capital Group Global New Perspective Fund (LUX)	217
3B.Capital Group Global Screened Allocation Fund (LUX)	219

Capital Group Global New Perspective Fund (LUX)¹

Launch Date	24 November 2023 ²	
Investment Objective	The Fund's investment objective is to provide long-term growth of capital. The Fund seeks to take advantage of investment opportunities generated by changes in global trade patterns and economic and political relationships by investing in common stocks of companies located around the world, which may include Emerging Markets. In pursuing its investment objective, the Fund invests primarily in common stocks that the Investment Adviser believes have the potential for growth.	
Profile of the typical investor	The Fund is actively managed and particularly suitable for investors seeking long-term capital growth through investments in global Equities.	
Eligible Investment Countries	Any country	
Specific Investment Guidelines and Restrictions	<ol style="list-style-type: none"> 1. The Fund may invest up to 5% of its assets in nonconvertible debt securities rated Baa1 or below and BBB+ or below by NRSROs designated by the Investment Adviser or unrated but determined by the Investment Adviser to be of equivalent quality. If rating agencies differ, securities will be considered to have received the highest of these ratings. 2. The Fund may invest in contingent convertible bonds which will not exceed 5% of the net assets of the Fund. 3. The Fund may invest, either directly e.g. via the Shanghai-Hong Kong Stock Connect and Shenzhen-Hong Kong Stock Connect and/or indirectly such as by way of access warrants and/or other access products, up to 5% of the net assets of the Fund in China A-shares. 4. In order to achieve its investment objective, the Fund may enter into securities lending transactions by lending securities of its portfolio to brokers, dealers and other institutions that provide cash in USD, EUR or JPY currency or US Treasury securities as collateral in an amount at least equal to the value of the securities loaned. No more than 15% of the net assets of the Fund will be used for lending securities. The level of exposure to securities lending is generally expected to be less than 5% of the net assets of the Fund. Please read the "Risk Warnings" section for more details of the relevant risk factors involved as well as Annex 1. 5. In order to achieve its investment goals and for treasury purposes, the Fund may also invest in deposits with credit institutions, money market instruments and units of money market funds within the meaning of the investment restrictions set out in Annex 1. 	
Specific Risks	Equities, Emerging Markets, contingent convertible bonds, Shanghai-Hong Kong Stock Connect and Shenzhen-Hong Kong Stock Connect, securities lending, Sustainability Risks. Further details of general and specific risks can be found under "Risk Warnings" section and in Annex 1.	
Investment Adviser	CRMC. CRMC may manage other funds and accounts with similar names, investment objectives and strategies (collectively, "portfolios"). The investment results of such portfolios may vary depending on a number of factors, including, but not limited to, fees and expenses, portfolio size, transaction costs, cash flows, currencies, securities pricing time, taxes, and portfolio holdings and any applicable investment limitations. Policies and procedures have been designed to ensure that portfolios with similar names, objectives and strategies are each treated fairly, including the allocation of securities transactions.	
Base Currency	USD	
Valuation Date	Each Business Day, other than days (as determined by the Board or the Management Company at their discretion) on which any market(s) representing a meaningful portion of the Fund's portfolio is closed. For the purpose of this paragraph, the market to be considered is the market where the relevant instrument is traded. (A list of such dates is available on capitalgroup.com/international)	
Calculation method of the risk exposure	The methodology used in order to calculate the global exposure resulting from the use of financial derivative instruments is the commitment approach in accordance with the CSSF Circular 11/512.	
Hedged Equivalent Classes	The Fund will aim at hedging, with a reasonable margin of tolerance, the main currency exposure of the Fund back into the currency referred to in the relevant Class's designation. It is expected that the resulting effective hedge ratio (i.e. the percentage exposure in the currency of the hedged share class) will typically be in the range of 80% to 100%. The list of available Hedged Equivalent Classes can be found online on the Management Company's webpage at capitalgroup.com/international	
Cut-Off Time	1:00pm Luxembourg time on every Valuation Date	
Fiscal year-end	31 December in each year	
Fees and charges³	Until 31 December 2024:	
	Fund Administration Fee ⁴	0.15% maximum
	Depository and Custody Fees ⁵	0.05% maximum
	From 1 January 2025:	
	Annual Administration Charge ⁶	0.25% maximum

¹ This Fund was not available for sale until 1 December 2023.

² The Fund has been launched by a merger of the assets and liabilities attributable to some share classes of Capital Group New Perspective Fund (LUX) on 24 November 2023.

³ Fund Administration, Depository and Custody Fees, which are included in the total expense ratio (TER), which varies by Fund and by Share Class, may be partially allocated to the relevant Share Class by the Management Company. Please see the relevant KIID and the Company's annual report for details.

⁴ Effective rate varies with the total assets of the Fund up to the indicated maximum.

⁵ Effective rate varies with the total assets of the Fund and with the country breakdown in the Portfolio up to the indicated maximum.

⁶ Please refer to the section Charges, Expenses and Fees for the detail of what is included in the Annual Administration Charge.

Capital Group Global New Perspective Fund (LUX)

	Minimum Initial Investment and Amount held at any time	Management Fee
Class A4, A7, A9, A11 and Equivalent		
A4	\$10 million or equivalent	0.530%
A7	\$100 million or equivalent	0.430%
A9	\$250 million or equivalent	0.400%
A11	\$500 million or equivalent	0.380%
Class C and Equivalent		
C	None	Charged outside the Company
Class Y and Equivalent		
Y	None	Charged outside the Company
Class B and Equivalent		
B	None	1.50%
Class N and Equivalent		
N	None	2.15%
Class Z and Equivalent		
Z	None	0.75%
Class P and Equivalent		
P	\$100 million or equivalent	0.60%
Class ZL and Equivalent		
ZL	\$500 million or equivalent	0.525%

Capital Group Global Screened Allocation Fund (LUX)

Launch Date	1 December 2021
Investment Objective	<p>The Fund seeks the balanced accomplishment of three objectives: long-term growth of capital, conservation of principal and current income. The Fund will seek to meet these objectives by investing worldwide primarily in listed Equities and Bonds of companies and governments and other fixed-income securities including mortgage and asset backed securities, denominated in various currencies. These are usually listed or traded on other Regulated Markets. Unlisted securities may also be purchased, subject to the relevant provisions of the General Investment Guidelines and Restrictions.</p> <p>In addition to the integration of Sustainability Risks as part of the Investment Adviser's investment decision-making process, the Investment Adviser will implement specific investment restrictions defined in the Transition Acceleration Policy by Belfius Group (the "TAP"), the entities of which are the sole Distributors of the Fund, in order to meet Belfius' clients' needs.</p>
Profile of the typical investor	<p>The Fund is particularly suitable for investors seeking long-term total returns from diversified worldwide investments in Equities and Bonds of companies and governments and other fixed-income securities that are in compliance with the TAP.</p> <p>The Fund is actively managed and particularly suitable for investors seeking to consider environmental, social and/or governance criteria as part of their investments within the meaning of Article 8 of the SFDR, as set out in detail at the end of this Fund Information Sheet.</p>
Eligible Investment Countries	Any country.
Specific Investment Guidelines and Restrictions	<ol style="list-style-type: none"> 1. In general, the Fund will seek to invest at least 45% of its total net assets in Equity. 2. In general, the Fund will seek to invest at least 25% of its total net assets in Investment Grade Bonds (including money market instruments). 3. The Fund may invest in ABS/MBS which will not exceed 15% of the net assets of the Fund. 4. The Fund may invest up to 2% in distressed securities. 5. The Fund may use financial derivative instruments for investment purposes, hedging and/or efficient portfolio management. Instruments permitted are interest rate swaps, CDXs, CDS, forward contracts, FX options, futures and options on futures as described in more detail in the main part of the Prospectus under the "Risk Warnings" section and in Annex 1. 6. Up to 5% of the total net assets of the Fund may be subject to Total Return Swaps. Please read the "Risk Warnings" section for more details of the relevant risk factors involved. 7. The Fund may invest in contingent convertible bonds which will not exceed 5% of the net assets of the Fund. 8. The Fund may invest, either directly e.g. via the Shanghai-Hong Kong Stock Connect and Shenzhen-Hong Kong Stock Connect and/or indirectly such as by way of access warrants and/or other access products, into A-shares on an ancillary basis. 9. The Fund may invest on the China Interbank Bond Market up to 5% of the net assets of the Fund, either directly or via Bond Connect. 10. In accordance with the TAP, the Fund will not invest in companies with significant exposure to sectors deemed to be controversial or sensitive, including but not limited to, weapons, tobacco and gambling. The TAP, established by Belfius Group, the entities of which are the sole Distributors of the Fund, seeks to encourage and support businesses in their shift towards more sustainable activities and thereby promote positive environmental and social effects on people, society and the economy. The TAP is based on the 10 Principles of the UN Global Compact and includes restrictions on certain sectors and businesses. Through the TAP, Belfius also intends to reduce negative effects of its investments by discontinuing or limiting its support of activities Belfius views as non-sustainable. The TAP will be developed further over time, according to regulatory developments, technological breakthroughs, sectoral reorientation, evolving stakeholder expectations, etc. New sectors may regularly be added or rules may tighten. For more information on the TAP please visit https://www.belfius.be/about-us/dam/corporate/corporate-social-responsibility/documents/policies-and-charters/en/TAP-Policy-EN.pdf 11. In order to achieve its investment goals, for treasury purposes and/or in case of unfavourable market conditions, the Fund may also invest in deposits with credit institutions, money market instruments and units of money market funds within the meaning of the investment restrictions set out in Annex 1.
Specific Risks	Equities, Bonds, Emerging Markets, OTC Markets, derivative instruments, ABS/MBS, distressed securities, contingent convertible bonds, Shanghai-Hong Kong Stock Connect and Shenzhen-Hong Kong Stock Connect, China Interbank Bond Market, Bond Connect, Sustainability Risks.
Investment Adviser	CRMC. CRMC may manage other funds and accounts with similar names, investment objectives and strategies (collectively, "portfolios"). The investment results of such portfolios may vary depending on a number of factors, including, but not limited to, fees and expenses, portfolio size, transaction costs, cash flows, currencies, securities pricing time, taxes, and portfolio holdings and any applicable investment limitations. Policies and procedures have been designed to ensure that portfolios with similar names, objectives and strategies are each treated fairly, including the allocation of securities transactions.
Base Currency	USD
Valuation Date	Each Business Day, other than days (as determined by the Board or the Management Company at their discretion) on which any market(s) representing a meaningful portion of the Fund's portfolio is closed. For the purpose of this paragraph, the market to be considered is the market where the relevant instrument is traded. (A list of such dates is available on capitalgroup.com/international)

Calculation method of the risk exposure	The methodology used in order to calculate the global exposure resulting from the use of financial derivative instruments is the commitment approach in accordance with the CSSF Circular 11/512.	
Hedged Equivalent Classes	The Fund will aim at hedging, with a reasonable margin of tolerance, the main currency exposure of the Fund back into the currency referred to in the relevant Class's designation. It is expected that the resulting effective hedge ratio (i.e. the percentage exposure in the currency of the hedged share class) will typically be in the range of 80% to 100%. The list of available Hedged Equivalent Classes can be found online on the Management Company's webpage at capitalgroup.com/international	
Cut-Off Time	1:00pm Luxembourg time on every Valuation Date	
Fiscal year-end	31 December in each year	
Fees and charges¹	Until 31 December 2024:	
	Fund Administration Fee ²	0.15% maximum
	Depository and Custody Fees ³	0.05% maximum
	From 1 January 2025:	
	Annual Administration Charge ⁴	0.25% maximum

Capital Group Global Screened Allocation Fund (LUX)

	Minimum Initial Investment and Amount held at any time	Management Fee
Class ZL and Equivalent		
ZL	\$500 million or equivalent	0.525%

¹ Fund Administration, Depository and Custody Fees, which are included in the total expense ratio (TER), which varies by Fund and by Share Class, may be partially allocated to the relevant Share Class by the Management Company. Please see the relevant KID/KIID and the Company's annual report for details.

² Effective rate varies with the total assets of the Fund up to the indicated maximum.

³ Effective rate varies with the total assets of the Fund and with the country breakdown in the Portfolio up to the indicated maximum.

⁴ Please refer to the section Charges, Expenses and Fees for the detail of what is included in the Annual Administration Charge.

Pre-contractual disclosure for the financial products referred to in Article 8, paragraphs 1, 2 and 2a, of Regulation (EU) 2019/2088 and Article 6, first paragraph, of Regulation (EU) 2020/852

Product name: Capital Group Global Screened Allocation Fund (LUX)
Legal entity identifier: 549300PTPJVVFKGS5F15

Environmental and/or social characteristics

Sustainable investment means an investment in an economic activity that contributes to an environmental or social objective, provided that the investment does not significantly harm any environmental or social objective and that the investee companies follow good governance practices.

The **EU Taxonomy** is a classification system laid down in Regulation (EU) 2020/852, establishing a list of **environmentally sustainable economic activities**. That Regulation does include a list of socially sustainable economic activities. Sustainable investments with an environmental objective might be aligned with the Taxonomy or not.

Does this financial product have a sustainable investment objective?

<p><input checked="" type="radio"/> <input checked="" type="radio"/> <input type="radio"/> Yes</p> <p><input type="checkbox"/> It will make a minimum of sustainable investments with an environmental objective: ____%</p> <p style="margin-left: 40px;"><input type="checkbox"/> in economic activities that qualify as environmentally sustainable under the EU Taxonomy</p> <p style="margin-left: 40px;"><input type="checkbox"/> in economic activities that do not qualify as environmentally sustainable under the EU Taxonomy</p> <p><input type="checkbox"/> It will make a minimum of sustainable investments with a social objective: ____%</p>	<p><input checked="" type="radio"/> <input type="radio"/> <input checked="" type="radio"/> No</p> <p><input checked="" type="checkbox"/> It promotes Environmental/Social (E/S) characteristics and while it does not have as its objective a sustainable investment, it will have a minimum proportion of 1% of sustainable investments</p> <p style="margin-left: 40px;"><input type="checkbox"/> with an environmental objective in economic activities that qualify as environmentally sustainable under the EU Taxonomy</p> <p style="margin-left: 40px;"><input checked="" type="checkbox"/> with an environmental objective in economic activities that do not qualify as environmentally sustainable under the EU Taxonomy</p> <p style="margin-left: 40px;"><input checked="" type="checkbox"/> with a social objective</p> <p><input type="checkbox"/> It promotes E/S characteristics, but will not make any sustainable investments</p>
--	--



What environmental and/or social characteristics are promoted by this financial product?

The Fund promotes, among other characteristics, environmental and social characteristics, provided that the companies in which investments are made follow good governance practices.

The binding environmental and/or social characteristics promoted by the Fund are as follows.

Exclusion Policy. In accordance with the Transition Acceleration Policy (TAP), the Fund will not invest in companies with significant exposure to sectors deemed to be controversial or sensitive, including but not limited to, weapons, tobacco, gambling, energy, electricity production, mining, palm oil and agricultural commodities.

The TAP, established by Belfius Group, the entities of which are the sole distributors of the Fund, seeks to encourage and support businesses in their shift towards more sustainable activities and thereby promote positive environmental and social effects on people, society and the economy.

The TAP is based on the 10 Principles of the UN Global Compact and includes restrictions on certain sectors and businesses such as tobacco, gambling, weapons, energy, electricity production, mining, palm oil and agricultural commodities. Through the TAP, Belfius also intends to reduce negative effects of its investments by discontinuing or limiting its support of activities Belfius views as non-sustainable. The TAP will be developed further over time, according to regulatory developments, technological breakthroughs, sectoral reorientation, evolving stakeholder expectations, etc. Based on yearly review, new sectors may be added, or rules may tighten.

The Capital Group's ESG Policy Statement provides additional detail on the views on specific ESG issues, including ethical conduct, disclosures, corporate governance and climate change. On the latter, Capital Group routinely requests that organisations provide further details on their climate strategy, introduce emission-reduction targets and establish new positions to oversee climate-related issues.

There is no reference benchmark designated for the purpose of attaining the environmental or social

Sustainability indicators measure how the environmental or social characteristics promoted by the financial product are attained.

What sustainability indicators are used to measure the attainment of each of the environmental or social characteristics promoted by this financial product?

The sustainability indicators used by this Fund to measure the attainment of each of the environmental or social characteristics it promotes are as follows.

The Investment Adviser will implement specific investment restrictions defined in the TAP by Belfius Group, the entities of which are the sole Distributors of the Fund, in order to meet Belfius' clients' needs. The TAP is based on the 10 Principles of the UN Global Compact and includes restrictions on sensitive sectors and business areas. While supporting transition, the TAP is meant to reduce the negative impact of certain activities by discontinuing or limiting support to such activities. The TAP will be developed further over time, according to regulatory developments, technological breakthroughs, sectoral reorientation, evolving stakeholder expectations, etc. New sectors may regularly be added or rules may tighten.

In applying these screens, the Fund is considering Principal Adverse Impact 4 on exposure to companies active in the fossil fuel sector, Principal Adverse Impact 10 on United Nations Global Compact (UNGC) violators and - Principal Adverse Impact 14 on controversial weapons.

What are the objectives of the sustainable investments that the financial product partially intends to make and how does the sustainable investment contribute to such objectives?

Through the minimum proportion of sustainable investments, the Investment Adviser shall invest at least 1% of the Fund's net assets in companies that, in the Investment Adviser's opinion, are addressing social and/or environmental challenges through their current or future products and/or services. Such companies will be assessed based on an alignment of business activities with any one or a combination of themes focused on tackling global social and environmental challenges, as outlined by the United Nations Sustainable Development Goals. Therefore, investments could be made in companies addressing needs such as but not limited to: (i) energy transition, (ii) health & well-being, (iii) sustainable cities & communities, (iv) responsible consumption, (v) clean water & sanitation, (vi) education & information access, and (vii) financial inclusion. The sustainable investments that the Fund intends to make are subject to the Investment Adviser's eligibility process for sustainable investments. Sustainable investments are those whose business activities are positively aligned with any one or a combination of themes focused on tackling global social and environmental challenges, as outlined by the UN SDGs, and that (i) do not significantly harm any environmental or social objective, as measured in line with the principal adverse impact indicators, (ii) follow good governance practices and (iii) satisfy the TAP, which is binding on all investments in the Fund. The minimum allocation calculation referred to above excludes cash and cash equivalents. These assets may be held for liquidity purposes to support the Fund's overall investment objective.

How do the sustainable investments that the financial product partially intends to make, not cause significant harm to any environmental or social sustainable investment objective?

The sustainable investments that the Fund partially intends to make shall not cause significant harm to any environmental or social sustainable investment objective as by implementing the TAP, the Investment Adviser takes an exclusionary approach that applies to the entire portfolio, except for cash and/or cash equivalents, as well as derivatives.

How have the indicators for adverse impacts on sustainability factors been taken into account?

The indicators for adverse impacts on sustainability factors have been taken into account by implementing the TAP, which aims to support transition towards more sustainable activities and limit adverse impacts. The TAP is based on the 10 Principles of the UN Global Compact and includes restrictions on certain sectors and businesses such as tobacco, gambling, weapons, energy, electricity production, mining, palm oil and agricultural commodities. By means of the TAP, it is intended to reduce the negative impact of certain activities by discontinuing or limiting support of non-sustainable activities, hence limiting adverse impacts.

How are the sustainable investments aligned with the OECD Guidelines for Multinational Enterprises and the UN Guiding Principles on Business and Human Rights? Details:

The sustainable investments are aligned with the OECD Guidelines for Multinational Enterprises and the UN Guiding Principles on Business and Human Rights, as follows:

Capital Group reviews issuers involved in significant ESG controversies, with a focus on those that may conflict with existing global standards, including guidelines from the UNGC and the Organisation for Economic Co-operation and Development (OECD). It is also determined if an issuer has violated these standards and appropriate action to remediate the concerns are taken.

Capital Group leverages the UN Global Compact and OECD as an overarching framework for corporate and credit issuers and draws on asset class specific human rights flags in other fixed income asset classes, including sovereigns and structured products. Additionally, Capital Group recognizes that while such issues are critical for businesses, risks of violation are higher in some industries and geographies. Industry-specific

Principal adverse impacts are the most significant negative impacts of investment decisions on sustainability factors relating to environmental, social and employee matters, respect for human rights, anti-corruption and anti-bribery matters.

considerations are therefore incorporated into Capital Group's proprietary sector-specific investment frameworks, allowing analysts to focus additional diligence and engagement where there is greater risk.

The EU Taxonomy sets out a "do not significant harm" principle by which Taxonomy-aligned investments should not significantly harm EU Taxonomy objectives and is accompanied by specific EU criteria.

The "do not significant harm" principle applies only to those investments underlying the financial product that take into account the EU criteria for environmentally sustainable economic activities. The investments underlying the remaining portion of this financial product do not take into account the EU criteria for environmentally sustainable economic activities.

Any other sustainable investments must also not significantly harm any environmental or social objectives.



Does this financial product consider principal adverse impacts on sustainability factors?



Yes



No

This Fund considers the following principal adverse impacts (PAIs) on sustainability factors:

- Principal Adverse Impact 4 on exposure to companies active in the fossil fuel sector.
- Principal Adverse Impact 10 on UNGC violators.
- Principal Adverse Impact 14 on controversial weapons.

The above-listed principal adverse impacts on sustainability factors are considered as follows:

- The Fund will not invest in companies with significant exposure to sectors deemed to be controversial or sensitive, including but not limited to, weapons, tobacco and gambling, in accordance with the Transition Acceleration Policy established by Belfius Group, the entities of which are the sole Distributors of the financial product (TAP).
- The TAP seeks to encourage and support businesses in their shift towards more sustainable activities and thereby promote positive environmental and social effects on people, society and the economy. The TAP is based on the 10 Principles of the UN Global Compact and includes restrictions on certain sectors and businesses.
- Through the TAP, Belfius also intends to reduce negative effects of its investments by discontinuing or limiting its support of activities Belfius views as non-sustainable. The TAP will be developed further over time, according to regulatory developments, technological breakthroughs, sectoral reorientation, evolving stakeholder expectations, etc. New sectors may regularly be added, or rules may tighten.

Further information on how the financial product did consider principal adverse impacts (PAIs) on sustainability factors will be available in the Company's annual report.



What investment strategy does this financial product follow?

This Fund seeks the balanced accomplishment of three objectives: long-term growth of capital, conservation of principal and current income. In addition to the integration of Sustainability Risks as part of the Investment Adviser's investment decision-making process, the Investment Adviser applies the investment strategy to attain the environmental and/or social characteristics promoted as follows.

In addition to the integration of Sustainability Risks as part of the Investment Adviser's investment decision-making process, the Investment Adviser will implement specific investment restrictions defined in the Transition Acceleration Policy (TAP) by Belfius Group, the entities of which are the sole Distributors of the financial product, in order to meet Belfius' clients' needs.

The Investment Adviser ensures that the companies in which investments are made follow good governance practices.

The investment strategy guides investment decisions based on factors such as investment objectives and risk tolerance.

● **What are the binding elements of the investment strategy used to select the investments to attain each of the environmental or social characteristics promoted by this financial product?**

The Fund has the following binding elements:

- 1) **Exclusion policy.** In accordance with the Transition Acceleration Policy (TAP) by Belfius Group, the Fund will not invest in companies with significant exposure to sectors deemed to be controversial or sensitive, including but not limited to, weapons, tobacco gambling, energy, electricity production, mining, palm oil and agricultural commodities.

The TAP, established by Belfius Group, the entities of which are the sole Distributors of the Fund, seeks to encourage and support businesses in their shift towards more sustainable activities and thereby promote positive environmental and social effects on people, society and the economy.

The TAP is based on the 10 Principles of the UN Global Compact and includes restrictions on certain sectors and businesses. Through the TAP, Belfius also intends to reduce negative effects of its investments by discontinuing or limiting its support of activities Belfius views as non-sustainable.

The TAP will be developed further over time, according to regulatory developments, technological breakthroughs, sectoral reorientation, evolving stakeholder expectations, etc. New sectors may regularly be added, or rules may tighten.

- 2) **Good governance practices.** The Fund promotes, among other characteristics, environmental and social characteristics, provided that the companies in which investments are made follow good governance practices. Good governance practices are evaluated as part of the Investment Adviser's ESG integration process. Such practices are assessed through a monitoring process and fundamental analysis based on various metrics. The Investment Adviser regularly engages in dialogue with companies on corporate governance issues.

● **What is the committed minimum rate to reduce the scope of the investments considered prior to the application of that investment strategy?**

The Fund does not commit to a minimum rate to reduce the scope of investments prior to the application of the investment strategy.

● **What is the policy to assess good governance practices of the investee companies?**

Good governance practices are evaluated as part of the Investment Adviser's eligibility process. Such practices are assessed through a monitoring process. Where relevant, fundamental analysis of a range of metrics that cover auditing practices, board composition, and executive compensation, among others, is also conducted. The Investment Adviser also engages in regular dialogue with companies on corporate governance issues and exercises its proxy voting rights for the entities in which the Fund invests. Capital Group expects companies to recognize the need for constructive relationships with those stakeholders that are most important to the company's specific business – whether it is the workforce, customers, regulators and policymakers, or others in the communities and the environment in which the company operates. Companies that understand how stakeholders relationships affect their reputation can be better equipped to create long-term value. Transparency and accountability are key. Capital Group expects companies to disclose data and insights on areas of stakeholder focus, including aspirational goals, quantitative targets and strategy setting. Capital Group also expects the board to set the tone at the top and provide effective independent oversight.

Capital Group's ESG Policy Statement provides additional detail on Capital Group's views on specific ESG issues, including ethical conduct, disclosures and corporate governance. Information on Capital Group's corporate governance principles can be found in its Proxy Voting Procedures and Principles as well as in the ESG Policy Statement.

Good governance
practices include sound management structures, employee relations, remuneration of staff and tax compliance.



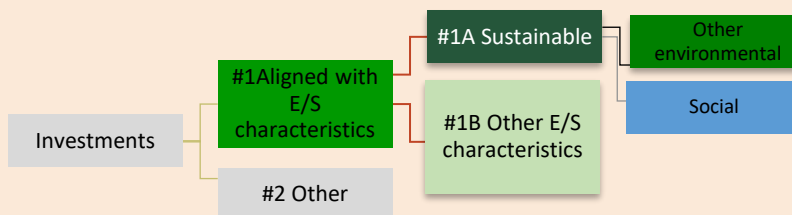
Asset allocation

describes the share of investments in specific assets.

Taxonomy-aligned activities are expressed as a share of:

- **turnover** reflecting the share of revenue from green activities of investee companies
- **capital expenditure** (CapEx) showing the green investments made by investee companies, e.g. for a transition to a green economy.
- **operational expenditure** (OpEx) reflecting green operational activities of investee companies.

What is the asset allocation planned for this financial product?



#1 Aligned with E/S characteristics includes the investments of the financial product used to attain the environmental or social characteristics promoted by the financial product.

#2 Other includes the remaining investments of the financial product which are neither aligned with the environmental or social characteristics, nor are qualified as sustainable investments. The category **#1 Aligned with E/S characteristics** covers:

- The sub-category **#1A Sustainable** covers sustainable investments with environmental or social objectives.
- The sub-category **#1B Other E/S characteristics** covers investments aligned with the environmental or social characteristics that do not qualify as sustainable investments.

Generally, at least 90% of the Fund's investments at the time of purchase are used to attain the environmental or social characteristics promoted by the Fund (being subject to the Investment Adviser's binding negative screening policy).

Generally, a maximum of 10% of the Fund's investments, including derivatives, are in category "#2 Other" and so are not used to attain the environmental or social characteristics promoted by the Fund.

The Fund will have a minimum proportion of 1% of sustainable investments with an environmental objective in economic activities that do not qualify as environmentally sustainable under the EU Taxonomy and/or with a social objective.

Cash and/or cash equivalents are excluded from the asset allocation above and are not used to attain the environmental or social characteristics promoted by the Fund.

How does the use of derivatives attain the environmental or social characteristics promoted by the financial product?

The Fund can use derivatives for investment, hedging and/or efficient portfolio management purposes, but will not use them to attain the environmental or social characteristics it promotes.



To what minimum extent are sustainable investments with an environmental objective aligned with the EU Taxonomy?

While this Fund promotes environmental characteristics within the meaning of Article 8 of the SFDR, its commitment to make "environmentally sustainable investments" within the meaning of the Taxonomy Regulation is set at 0% (including in transitional and enabling activities).

Does the financial product invest in fossil gas and/or nuclear energy related activities that comply with the EU Taxonomy¹?

- Yes:
- ☐ In fossil gas
 - ☐ In nuclear energy
- ☒ No

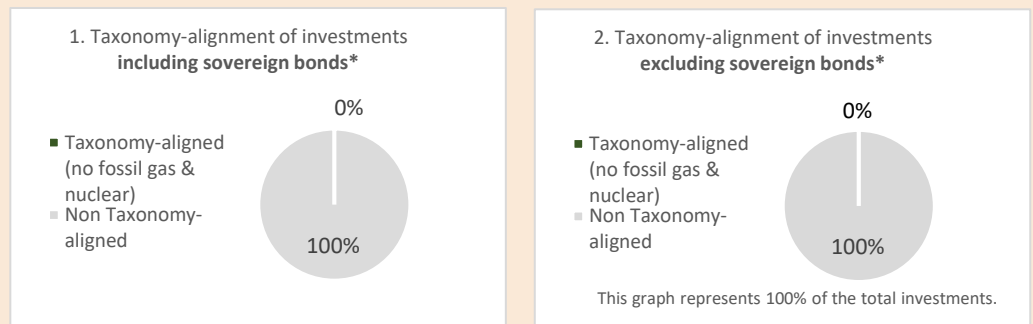
¹ Fossil gas and/or nuclear related activities will only comply with the EU Taxonomy where they contribute to limiting climate change ("climate change mitigation") and do not significantly harm any EU Taxonomy objective – see explanatory note in the left hand margin. The full criteria for fossil gas and nuclear energy economic activities that comply with the EU Taxonomy are laid down in Commission Delegated Regulation (EU) 2022/1214.

To comply with the EU Taxonomy, the criteria for **fossil gas** include limitations on emissions and switching to renewable power or low-carbon fuels by the end of 2035. For **nuclear energy**, the criteria include comprehensive safety and waste management rules. **Enabling activities** directly enable other activities to make a substantial contribution to an environmental objective. **Transitional activities** are activities for which low-carbon alternatives are not yet available and among others have greenhouse gas emission levels corresponding to the best performance.

 are sustainable investments with an environmental objective that **do not take into account the criteria** for environmentally sustainable economic activities under the EU Taxonomy.

Reference benchmarks are indexes to measure whether the financial product attains the environmental or social characteristics that they promote.

The two graphs below show in green the minimum percentage of investments that are aligned with the EU Taxonomy. As there is no appropriate methodology to determine the Taxonomy-alignment of sovereign bonds*, the first graph shows the Taxonomy alignment in relation to all the investments of the financial product including sovereign bonds, while the second graph shows the Taxonomy alignment only in relation to the investments of the financial product other than sovereign bonds.



* For the purpose of these graphs, 'sovereign bonds' consist of all sovereign exposures

What is the minimum share of investments in transitional and enabling activities?

This Fund does not commit on a minimum share of investments in transitional and enabling activities.

What is the minimum share of sustainable investments with an environmental objective that are not aligned with the EU Taxonomy?

While it does not have as its objective a sustainable investment, the Fund will have a minimum proportion of 1% of sustainable investments with an environmental objective in economic activities that are not aligned with the EU Taxonomy and/or with a social objective.

What is the minimum share of socially sustainable investments?

While it does not have as its objective a sustainable investment, the Fund will have a minimum proportion of 1% of sustainable investments with a social objective.

What investments are included under “#2 Other”, what is their purpose and are there any minimum environmental or social safeguards?

The investments included under “#2 Other” are investments (including derivatives) which are not aligned with the environmental or social characteristics but are used to attain the investment objective of the Fund. There are no minimum environmental or social safeguards applicable to these investments.

Is a specific index designated as a reference benchmark to determine whether this financial product is aligned with the environmental and/or social characteristics that it promotes?

No, there is no specific index designated as a reference benchmark to determine whether this Fund is aligned with the environmental and/or social characteristics that it promotes.

Where can I find more product specific information online?

More product-specific information can be found on the website:

<https://www.capitalgroup.com/intermediaries/be/en/cggsalu.html>

For more information on the TAP please visit:

<https://www.belfius.be/about-us/dam/corporate/corporate-social-responsibility/documents/policies-and-charters/en/TAP-Policy-EN.pdf>