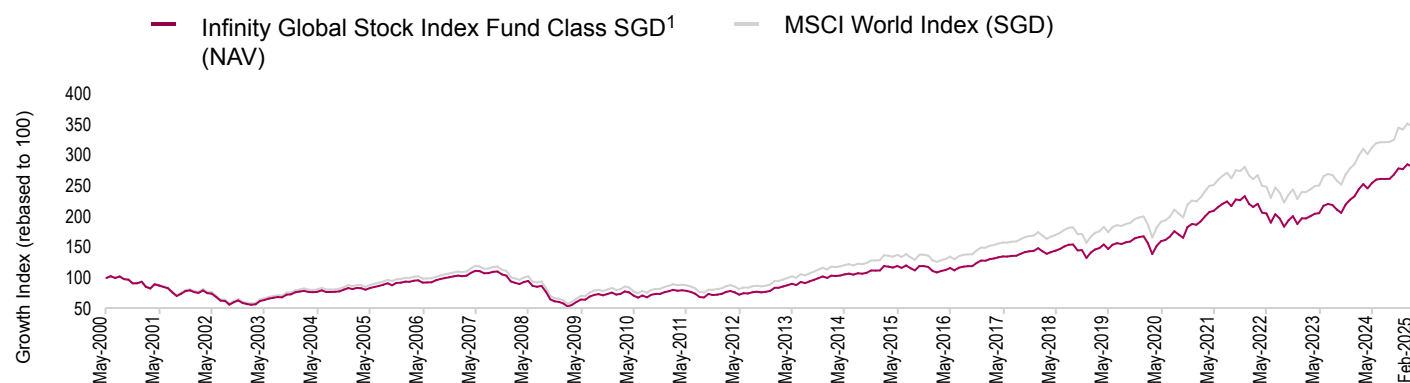


Infinity Global Stock Index Fund

The Infinity Global Stock Index Fund aims for medium to long-term capital appreciation by following the performance of the global stock markets through investment as a feeder fund in the Vanguard Global Stock Index Fund, a Vanguard Umbrella Sub-Fund, whose investment objective is to parallel investment results of the MSCI World Index (the "World Index"), market capitalisation weighted index of common stocks of companies in developed countries.

Cumulative Performance



Performance by Share Class (%)

		1 M	3 M	6 M	1 Y	3Y	5Y	10Y	Since Incept
SGD¹	NAV	-1.23	1.19	7.81	15.26	9.30	12.39	8.96	4.27
	NAV^	-6.17	-3.87	2.42	9.50	7.45	11.24	8.40	4.06
	Benchmark#	-1.20	0.71	8.14	15.99	9.98	13.14	9.73	5.16
USD¹	NAV	-0.76	0.53	4.14	14.86	9.51	13.16	9.06	7.83
	NAV^	-5.72	-4.50	-1.07	9.12	7.65	12.00	8.50	7.57
	Benchmark#	-0.72	0.11	4.50	15.63	10.21	13.91	9.82	8.68
C SGD¹	NAV	-1.26	1.21	7.90	15.53	9.59	N/A	N/A	6.78
	NAV^	-1.26	1.21	7.90	15.53	9.59	N/A	N/A	6.78
	Benchmark#	-1.20	0.71	8.14	15.99	9.98	N/A	N/A	7.20

Past performance is not necessarily indicative of future performance.

Return periods longer than 1 year are annualised.

Source: Lion Global Investors Ltd / Morningstar

Fund Characteristics* of Vanguard® Global Stock Index Fund

	Index Fund	MSCI World Index
No. of Stocks	1411	1395
P/E⁴ Ratio	23.5x	23.5x
P/B⁵ Ratio	3.4x	3.4x

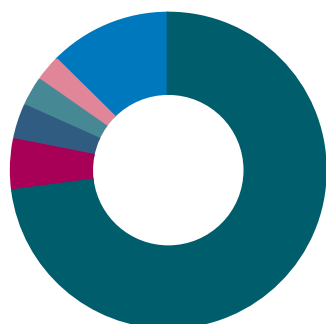
Fund Facts

Fund Inception Date:	
Class SGD:	31 May 2000
Class USD:	17 Oct 2003
Class C SGD:	3 Sep 2021
Subscription Mode:	Cash, CPFIS-OA², SRS²
Minimum Investment:	SGD/USD 1,000
Initial Charge:	
Cash and SRS	Currently Up to 2% Maximum 5%
CPF (SGD Class and SGD Class C only)	Currently 0%
Management Fee:	
Class SGD/USD	Currently 0.475% p.a. Maximum 2% p.a.
Class C SGD	Currently 0.20% p.a. Maximum 0.20% p.a.
Valuation Dealing:	Every dealing day
NAV Price:	
Class SGD	SGD 2.817
Class USD	USD 2.087
Class C SGD	SGD 1.257
Fund Size:	SGD 348.42 million
Total Expense Ratio³:	
Class SGD	0.70%
Class USD	0.70%
Class C SGD	0.42%
(as at 30 Jun 2024)	

Infinity Global Stock Index Fund

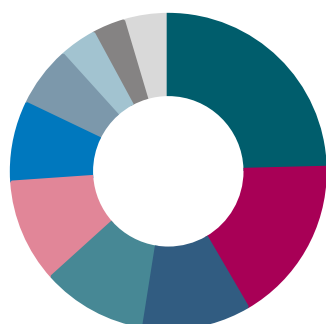


Country Allocation* (% of NAV)



- United States, 72.90%
- Japan, 5.20%
- United Kingdom, 3.60%
- Canada, 3.00%
- France, 2.70%
- Others, 12.60%

Sector Allocation* (% of NAV)



- Information Technology, 24.60%
- Financials, 17.00%
- Health Care, 10.90%
- Industrials, 10.80%
- Consumer Discretionary, 10.60%
- Communication Services, 8.20%
- Consumer Staples, 6.20%
- Energy, 3.80%
- Materials, 3.30%
- Others, 4.60%

Top Holdings* (% of NAV)

Apple Inc.	5.00
NVIDIA Corp.	4.20
Microsoft Corp.	3.80
Amazon.com Inc.	2.70
Alphabet Inc.	2.60
Meta Platforms Inc.	2.00
Broadcom Inc.	1.20
Tesla Inc.	1.20
JPMorgan Chase & Co.	1.00
Eli Lilly & Co.	1.00

Codes

Class SGD	SG9999003321 OCBGLOB SP
Class USD	SG9999003339 OCBGLOU SP
Class C SGD	SGXZ68939370 OCBGLOS SP

*Source: Vanguard® Global Stock Index Fund.

#Benchmark: MSCI World Index (in respective share class currency)

NAV: Data do not include Initial Charge

NAV[^]: Data include Initial Charge for the respective share classes (where applicable)

¹Returns based on single pricing. Dividends are reinvested net of all charges payable upon reinvestment and in respective share class currency terms.

²CPFIS Ordinary Account ("CPFIS-OA") and Supplementary Retirement Scheme ("SRS") monies may be used to purchase SGD Class Units only. CPFIS-OA monies may be used to purchase SGD Class C Units only.

³The above Expense Ratio incorporates the Vanguard® Global Stock Index Fund expense ratio of 0.18%. Note there may also be charges payable by the Fund to Vanguard® Global Stock Index Fund. Please refer to the prospectus for details.

⁴P/E – Price-Earnings Ratio

⁵P/B – Price-To-Book Ratio

Negative cash equivalent is contributed by various factors such as cash balances, expenses, forward/spot FX, payables and receivables. (If applicable.)

The above is based on information available as of 28 February 2025, unless otherwise stated. Securities referenced are not intended as recommendations to buy or sell securities. For explanation of additional technical terms, please visit www.lionglobalinvestors.com

Infinity Global Stock Index Fund



For further information or to obtain a copy of the prospectus:

Funds Hotline | +65 6417 6900
Facsimile | +65 6417 6806
www.lionglobalinvestors.com

Lion Global Investors Limited
65 Chulia Street #18-01
OCBC Centre
Singapore 049513

This advertisement or publication has not been reviewed by the Monetary Authority of Singapore. It is for information only, and is not a recommendation, offer or solicitation for the purchase or sale of any capital markets products or investments and does not have regard to your specific investment objectives, financial situation, tax position or needs.

You should read the prospectus and Product Highlights Sheet of the relevant fund which are available and may be obtained from Lion Global Investors Limited ("LGI") or any of its distributors, for further details including the risk factors and consider if a fund is suitable for you and seek such advice from a financial adviser if necessary, before deciding whether to invest in the fund. Applications for units in our funds must be made on forms accompanying the prospectus.

Investments in our funds are not obligations of, deposits in, guaranteed or insured by LGI or any of its affiliates and are subject to investment risks including the possible loss of the principal amount invested. The performance of a fund is not guaranteed and the value of units in a fund and the income accruing to the units, if any, may rise or fall. Past performance, payout yields and payments as well as any predictions, projections, or forecasts are not necessarily indicative of the future or likely performance, payout yields and payments of a fund. Any extraordinary performance may be due to exceptional circumstances which may not be sustainable. Dividend distributions, which may be either out of income and/or capital, are not guaranteed and subject to LGI's discretion. Any such dividend distributions will reduce the available capital for reinvestment and may result in an immediate decrease in the net asset value of the fund. Any references to specific securities are for illustration purposes and are not to be considered as recommendations to buy or sell the securities. It should not be assumed that investment in such specific securities will be profitable. There can be no assurance that any of the allocations or holdings presented will remain in the fund at the time this information is presented. Any information (which includes opinions, estimates, graphs, charts, formulae or devices) is subject to change or correction at any time without notice and is not to be relied on as advice. You are advised to conduct your own independent assessment and investigation of the relevance, accuracy, adequacy and reliability of any information or contained herein and seek professional advice on them. No warranty is given and no liability is accepted for any loss arising directly or indirectly as a result of you acting on such information. The fund may, where permitted by the prospectus, invest in financial derivative instruments for hedging purposes or for the purpose of efficient portfolio management. LGI, its related companies, their directors and/or employees may hold units of a fund and be engaged in purchasing or selling units of a fund for themselves or their clients.

This publication is issued in Singapore ©Lion Global Investors® Limited (UEN/ Registration No. 198601745D). All rights reserved. LGI is a Singapore incorporated company, and is not related to any corporation or trading entity that is domiciled in Europe or the United States (other than entities owned by its holding companies).