DASHBOARD AS AT 30.09.2026

Asset Class	Official Benchmark	No. of Holdings	Fund size (EUR millions)
Equity	MSCI World (Hedged in SGD) NR	44	2,666

Risk Indicator	YTD Performance	3-year Annualised Perf. (1)	
1 2 3 4 5 **6** 7 lower risk ↔ higher risk	4.30% Benchmark 14.73%	6.08% Benchmark 17.73%	

(1) Based on 360 days

PERFORMANCE CUMULATIVE OVER 5 YEARS (NAV TO NAV, DIVIDEND REINVESTED, IN SGD)

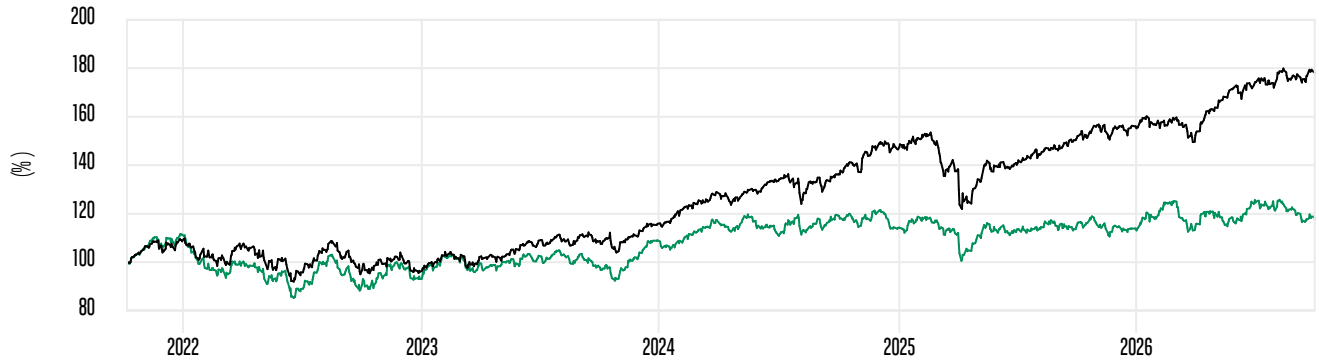

Performance

	YTD*	1 Month*	3 Months*	1 Year**	3 Years**	5 Years**	Since inception (20.12.2017)**
● FUND (NAV to NAV)	4.30	-2.76	-6.21	2.96	6.16	3.44	8.30
FUND (with charges applied) (2)	1.26	-5.59	-8.95	-0.04	5.12	2.84	7.94
● BENCHMARK	14.73	0.94	2.25	18.11	18.00	12.54	13.28

Calendar Performance at 30.09.2026 (as %)

	2025	2024	2023	2022	2021
● FUND (NAV to NAV)	-1.01	4.80	17.25	-16.52	38.03
FUND (with charges applied) (2)	-3.89	1.75	13.84	-18.96	34.01
● BENCHMARK	5.94	26.63	20.51	-11.50	31.87

Past performance is not indicative of future performance, prices of shares and the income from them may fall as well as rise and investors may not get back the amount originally invested. Source: BNP Paribas Asset Management (net of fees) NAV-to-NAV, with dividends reinvested.
(2) Includes the effect of the maximum subscription fee and redemption fee which the investor might or might not pay. NAV to NAV figures are a better reflection of underlying investment performance.
*Cumulative performance/**Annual 365 Performance

HOLDINGS: % OF PORTFOLIO

Main Holdings	
AMERICAN WATER WORKS	4.98
LINDE PLC	4.51
XYLEM INC	4.29
ECOLAB	3.95
CINTAS	3.78
VERALTO CORP	3.48
KLA	3.12
IDEX	3.04
ADVANCED DRAINAGE SYSTEMS INC	3.03
VEOLIA ENVIRON. SA	2.94
No. of Holdings in Portfolio	**44**

by Country (%)		Against Benchmark
United States	62.38	- 10.98
United Kingdom	8.78	+ 6.00
Switzerland	6.17	+ 4.22
Japan	3.43	- 2.49
France	2.94	+ 0.99
Denmark	2.92	+ 2.55
Netherlands	2.40	+ 0.73
Brazil	2.21	+ 2.05
Germany	1.59	- 0.45
Sweden	1.53	+ 0.82
Forex contracts	-0.05	- 0.05
Other	4.32	- 4.76
Cash	1.38	+ 1.38
Total	**100.00**	

by Sector (%)		Against Benchmark
Industrials	60.89	+ 50.09
Utilities	16.13	+ 13.83
Materials	15.33	+ 12.18
Information technology	4.73	- 27.05
Health care	1.59	- 7.60
Consumer discretionary	-	- 8.36
Communication services	-	- 8.29
Consumer staples	-	- 4.78
Energy	-	- 4.03
Financials	-	- 15.75
Forex contracts	-0.05	- 0.05
Other	-	- 1.56
Cash	1.38	+ 1.38
Total	**100.00**	

Source of data: BNP Paribas Asset Management, as at 30.09.2026.
The above-mentioned securities are for illustrative purposes only, are not intended as solicitation of the purchase of such securities, and do not constitute any investment advice or recommendation.

ESG (ENVIRONMENTAL, SOCIAL AND GOVERNANCE) Score goes from 0 (worst) to 99 (best)

BNPP AM's internal ESG scoring methodology determines an issuer's ESG score by evaluating performance vs. scoring peers on a narrow set of key ESG issues related to the environment (e.g. climate change), social issues (e.g. human resources management) and governance (e.g. independence and competence of directors).

BNPP AM uses numerous research inputs and data sources (e.g. Sustainalytics, ISS & Trucost) to determine issuers' ESG scores. If the issuer's commitments and practices on a pillar of assessment (E, S or G) are better than scoring peers, it will receive a positive 'contribution' for this pillar.

Each issuer is assigned a final score from 0 to 99 which is the result of 50 as a reference plus the sum of the contributions from each of the three pillars.

Sustainability

ESG Score

	Neutral Score	Environmental Contribution (E)	Social Contribution (S)	Governance Contribution (G)	ESG global score	Coverage rate
Portfolio	50	1.93	4.44	3.45	59.82	100%
Benchmark	50	2.14	2.3	1.44	55.88	99%

Score goes from 0 (worst) to 99 (best)

Source: BNP Paribas Asset Management

Carbon footprint (tCO2eq/M€ Entreprise Value)

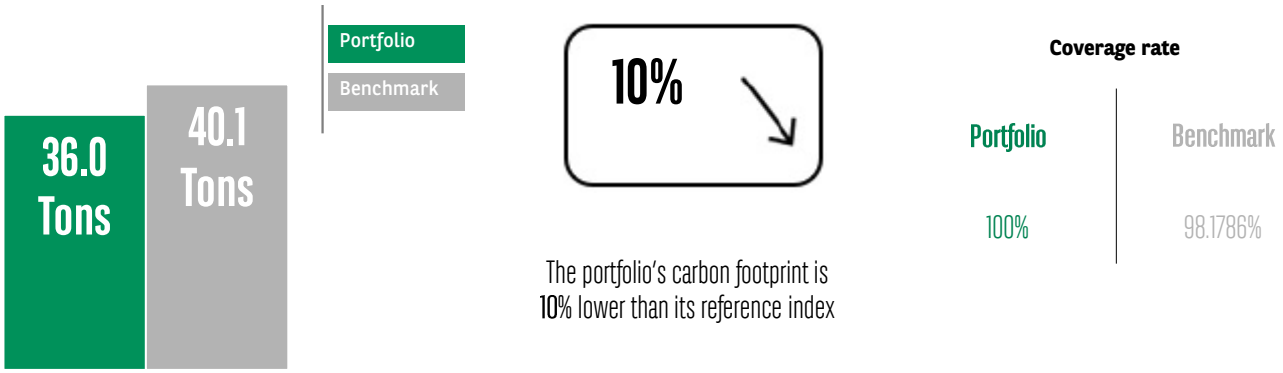

This section provides the aggregated calculation of the carbon footprint of all investment in the portfolio.
This indicator assesses the carbon footprint expressed in tCO2eq / million € of Enterprise Value Including Cash, EVIC.
Source: BNPP AM, Carbon Disclosure Project (CDP), Bloomberg, Trucost and Factset (EVIC)

For every €1 million invested into the fund, the gap in carbon footprint between the portfolio & its benchmark is equivalent to:



Source: EV Life Cycle Assessment Calculator – Data Tools from International Energy Agency, as of June 2024, Emissions for a medium size vehicle

Source: Greenhouse Gas Equivalencies Calculator from US Environmental Protection Agency, based on 2023 Annual Energy Outlook, US Home electricity use

Sustainability

ESG Contribution

The ESG contributions are determined by BNP Paribas Asset Management's ESG analysts on the basis of detailed criteria to systematically evaluate companies' commitments, performance and practices in the areas of environmental, social and governance. Each of the above contributions at the portfolio level, is the weighted average of the contributions of the individual portfolio holdings. Environmental Contribution (E) takes into account, among other things, climate change, environmental risk management, and the use of natural resources. Social Contribution (S) takes into account, among other things, human capital management, the quality of social dialogue, and the respect of diversity. Governance Contribution (G) takes into account, among other things, the transparency on executive compensation, the fight against corruption, and gender equality.

Carbon footprint

This fund possesses a more detailed impact report. Please refer to the dedicated fundpage on BNP Paribas Asset Management's website for additional information.

Portfolio Coverage

The coverage represents, within a portfolio or benchmark or ESG benchmark, the percentage of securities that have an ESG score or carbon footprint within those that are eligible to have an ESG score or carbon footprint using BNPP AM's internal methodology. Non-eligible securities include, but are not limited to cash, external funds.

For more information on ESG indicators, please refer to BNPP AM's webpage : https://www.bnpparibas-am.com/en/esg-scoring-framework/ & https://www.bnpparibas-am.com/en/measuring-carbon-footprints/

For more detailed information on our sustainability documents, please refer to BNPP AM's webpage : https://www.bnpparibas-am.com/en/sustainability-documents/

RISK

Risk Analysis (3 years, monthly)	Fund
Volatility	14.18
Ex-post Tracking Error	11.01
Information Ratio	-1.08
Sharpe Ratio	0.25
Alpha	-6.61
Beta	0.80
R^2	0.41

DETAILS

Fees	
Maximum Subscription Fee	3.00%
Maximum Redemption Fee	0.00%
Conversion Fees	1.50%
Real ongoing charges (31.12.25)	2.21%
Maximum Management Fees	1.75%

Key Figures	
NAV	147.01
12M NAV max. (27.02.26)	158.63
12M NAV min. (20.11.25)	141.37
Dividend (01.10.26)	0.34
Initial NAV	100.00
Periodicity of NAV Calculation	Daily

Codes	
ISIN Code	LU1721427968
Bloomberg Code	PAQCRSM LX

Characteristics

Legal form	Sub-fund of SICAV BNP PARIBAS FUNDS Luxembourg domicile
Dealing Deadline	16:00 CET STP (12:00 CET NON STP)
Benchmark	MSCI World (Hedged in SGD) NR
Domicile	Luxembourg
Launch Date	20.12.2017
Fund Manager	Harry BOYLE, Justin WINTER
Management Company	BNP PARIBAS ASSET MANAGEMENT Luxembourg
Delegated Manager	AXA INVESTMENT MANAGERS UK LIMITED
Delegated Manager	IMPAX ASSET MANAGEMENT LTD
Custodian	BNP PARIBAS, Luxembourg Branch
Base Currency	EUR

DISCLAIMER

This material is issued and has been prepared by BNP PARIBAS ASSET MANAGEMENT Singapore Limited ("the Company"), with its registered office at 20 Collyer Quay, #01-01 20 Collyer Quay, Singapore 049319, Company Registration No. 199308471D. Its contents have not been reviewed by the Monetary Authority of Singapore. It contains opinions and statistical data that are considered lawful and correct on the day of their publication according to the economic and financial environment at the time.

It is produced for information purposes and does not constitute:
1. an offer to buy nor a solicitation to sell, nor shall it form the basis of or be relied upon in connection with any contract or commitment whatsoever or;
2. investment advice.

This document does not have any regard to the specific investment objectives, financial situation or particular needs of any person. Investors should consult their own professional advisors in respect of legal, accounting, domicile and tax advice prior to investing in the fund in order to make an independent determination of the suitability and consequences of an investment therein, if permitted. Investors considering subscribing for the fund should read carefully the most recent prospectus, offering document or other information material and consult the fund's most recent financial reports before investing, as available from the Company or its authorized distributors. Given the economic and market risks, there can be no assurance that the fund will achieve its investment objectives. Investments in the fund are not deposits or other obligations of, or guaranteed, or insured by the Company or its authorized distributors or their affiliates and are subject to investment risks, including the possible loss of principal amount invested. Returns may be affected by, amongst other things, investment strategies or objectives of the fund and material market and economic conditions, including interest rates, market terms and general market conditions. Past performance of the fund or the managers, and any economic and market trends or forecast, are not necessarily indicative of the future or likely performance of the fund or the manager. The value of shares in the fund, and the income accruing to the shares (if any), may fall as well as rise and investors may not get back the full amount invested. Funds which are invested in emerging markets, smaller companies and derivative instruments may also involve a higher degree of risk and are usually more sensitive to price movements.

Views and opinions included in this document constitute the judgment of the Company and its affiliates at the time specified and may be subject to change without notice. The Company is not obliged to update or alter the information or opinions contained within this material.